

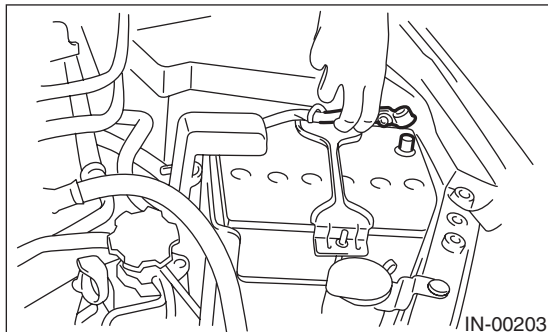
Mass Air Flow and Intake Air Temperature Sensor

FUEL INJECTION (FUEL SYSTEMS)

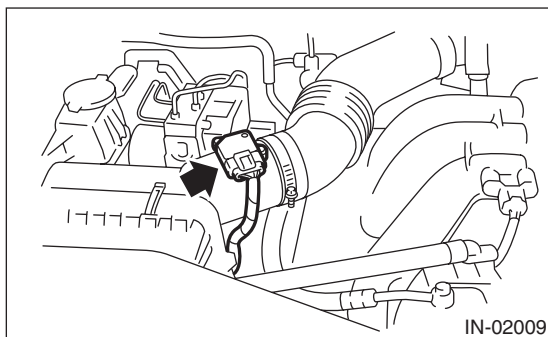
10. Mass Air Flow and Intake Air Temperature Sensor

A: REMOVAL

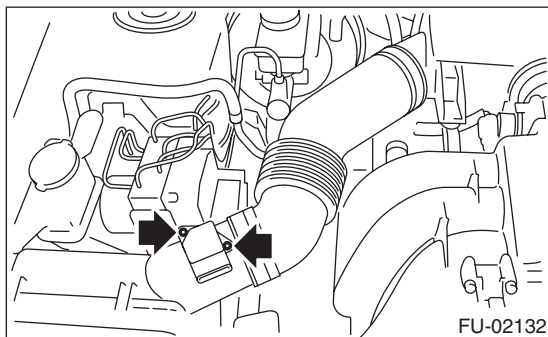
1) Disconnect the ground cable from the battery.



2) Disconnect the connectors from the mass air flow and intake air temperature sensor.



3) Remove the mass air flow and intake air temperature sensor.



B: INSTALLATION

Install in the reverse order of removal.

Tightening torque:

1 N·m (0.1 kgf-m, 0.7 ft-lb)