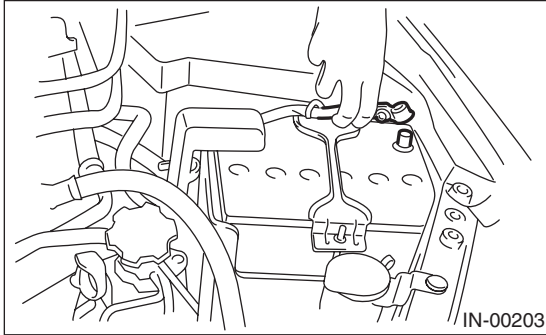


18. Fuel Pump Relay

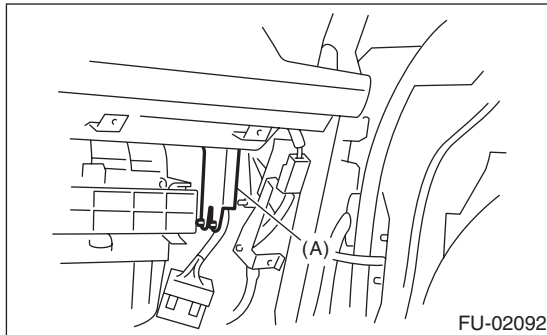
A: REMOVAL

- 1) Disconnect the ground cable from the battery.

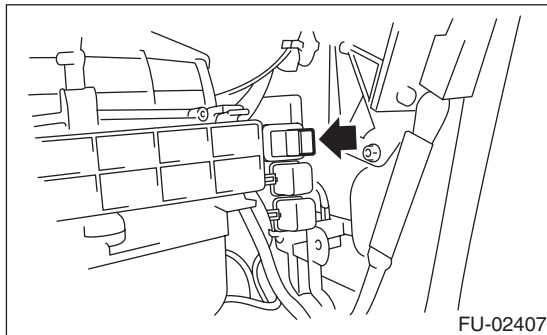


- 2) Remove the glove box. <Ref. to EI-50, REMOVAL, Glove Box.>

- 3) Remove the harness cover (A).



- 4) Disconnect the connector from fuel pump relay.



B: INSTALLATION

Install in the reverse order of removal.