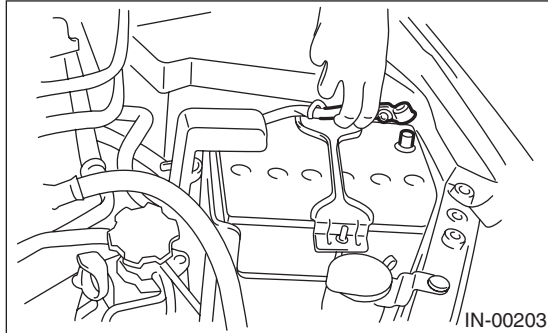


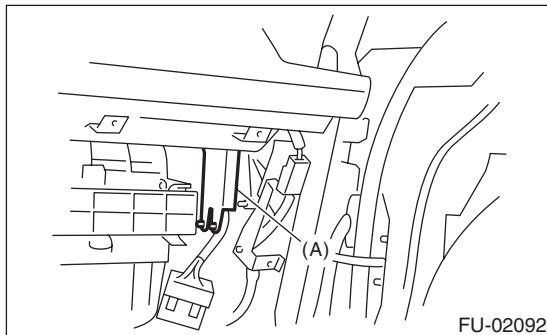
19. Electronic Throttle Control Relay

A: REMOVAL

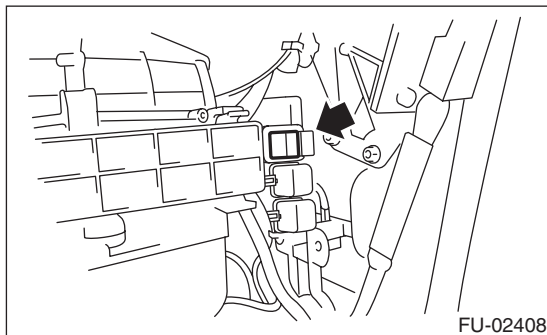
- 1) Disconnect the ground cable from the battery.



- 2) Remove the glove box. <Ref. to EI-50, REMOVAL, Glove Box.>
- 3) Remove the harness cover (A).



- 4) Disconnect the connector from electric throttle control relay.



B: INSTALLATION

Install in the reverse order of removal.