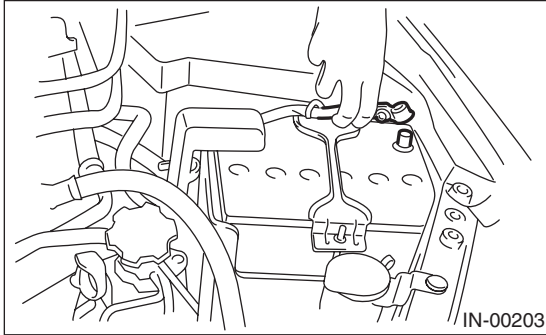


## 20. Fuel Pump Control Unit

### A: REMOVAL

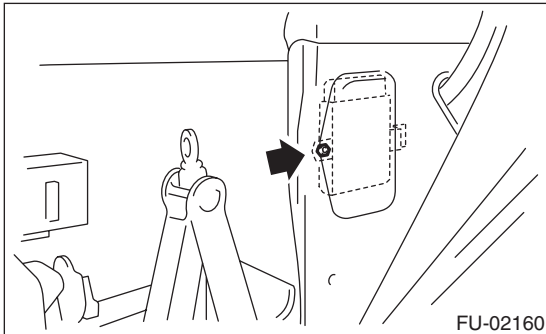
- 1) Disconnect the ground cable from the battery.



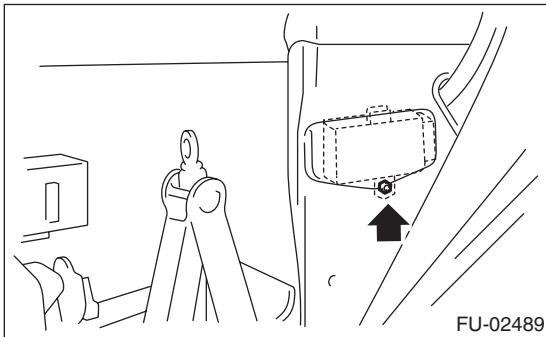
- 2) Remove the rear quarter trim. <Ref. to EI-60, REMOVAL, Rear Quarter Trim.>

- 3) Remove the fuel pump control unit.

- Wagon model



- Sedan model



- 4) Disconnect the connector from fuel pump control unit.

### B: INSTALLATION

Install in the reverse order of removal.

**Tightening torque:**

**5 N·m (0.5 kgf-m, 3.7 ft-lb)**