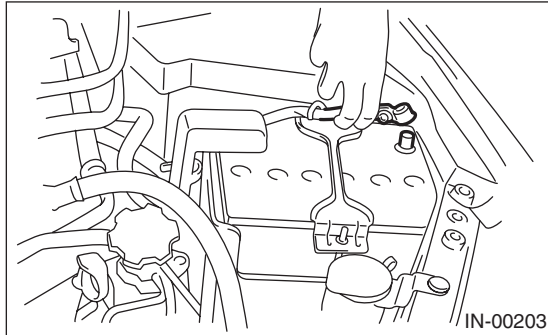


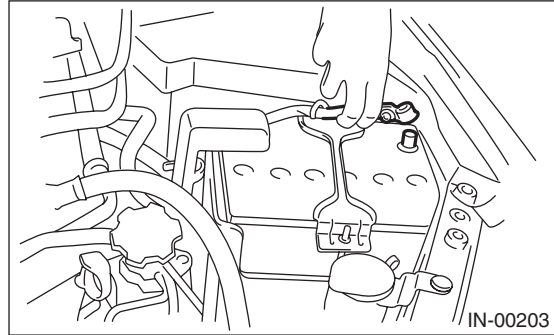
## 7. Knock Sensor

### A: REMOVAL

- 1) Remove the collector cover.
- 2) Disconnect the ground cable from the battery.

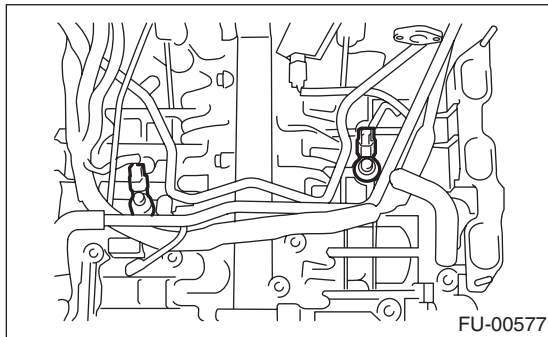


- 4) Connect the battery ground cable to battery.



- 5) Install the collector cover.

- 3) Remove the intake manifold. <Ref. to FU(H6DO)-13, REMOVAL, Intake Manifold.>
- 4) Disconnect the knock sensor connector.
- 5) Remove the knock sensor from the cylinder block.



### B: INSTALLATION

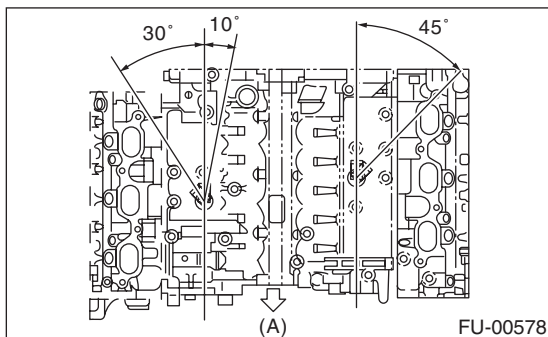
- 1) Install the knock sensor to cylinder block.

#### **Tightening torque:**

**25 N·m (2.5 kgf-m, 18 ft-lb)**

#### **NOTE:**

For the knock sensor installation angle, refer to the figure below.



(A) Front side

- 2) Connect the knock sensor connector.
- 3) Install the intake manifold. <Ref. to FU(H6DO)-14, INSTALLATION, Intake Manifold.>