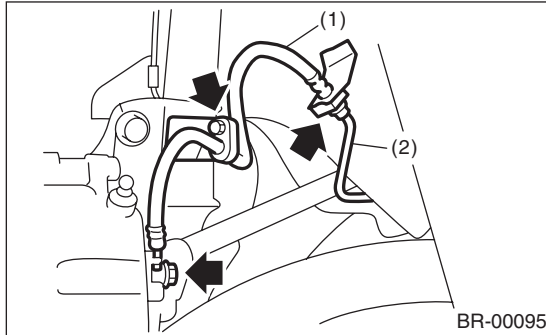


## 12.Brake Hose

### A: REMOVAL

#### 1. FRONT BRAKE HOSE

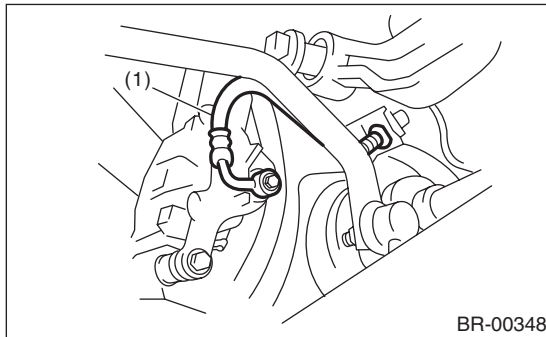
- 1) Separate the brake pipe from brake hose using a flare nut wrench.
- 2) Remove the clamp, the strut mount bolts, and union bolt.



- (1) Brake hose
- (2) Brake pipe

#### 2. REAR BRAKE HOSE

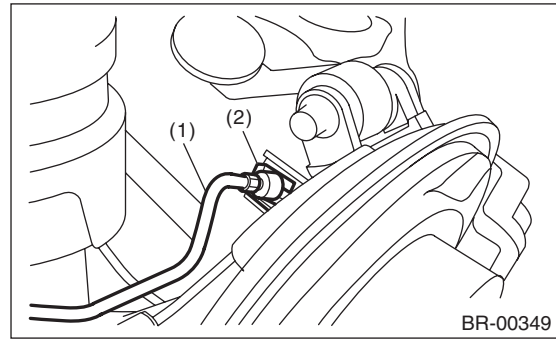
- 1) Remove the union bolt from the rear brake caliper.



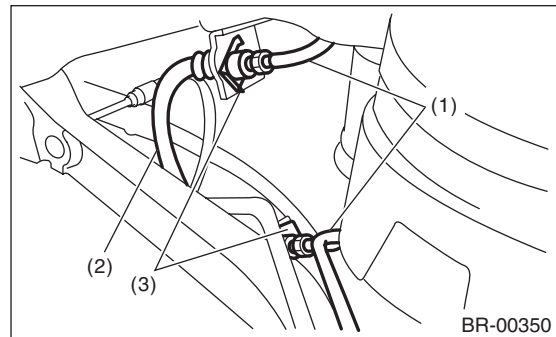
- (1) Brake hose

- 2) Separate the brake pipe from brake hose using a flare nut wrench.

- 3) Remove the clamp, and then remove the brake hose.



- (1) Brake pipe
- (2) Brake hose clamp



- (1) Brake pipe
- (2) Brake hose
- (3) Brake hose clamp

### B: INSTALLATION

#### 1. FRONT BRAKE HOSE

- 1) Secure the brake hose to strut mount.

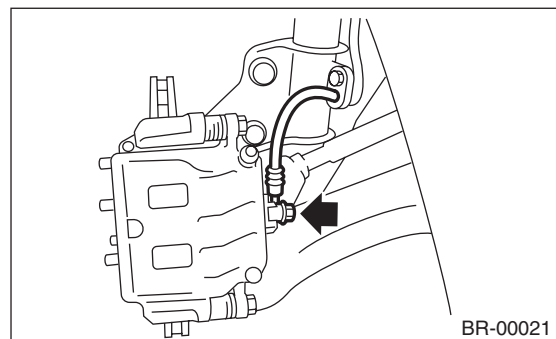
##### **Tightening torque:**

**33 N·m (3.4 kgf-m, 24.3 ft-lb)**

- 2) Install the brake hose to the caliper using a new gasket.

##### **Tightening torque (union bolt):**

**18 N·m (1.8 kgf-m, 13.0 ft-lb)**



# Brake Hose

## BRAKE

3) Position the disc in straight position and route the brake hose through the hole in the bracket on the wheel apron side.

### CAUTION:

**Do not twist the brake hose.**

4) Temporarily tighten the flare nut which connects brake pipe and hose.

5) Secure the brake hose to wheel apron bracket with clamp.

6) Tighten the flare nut to the specified torque.

**Tightening torque (brake pipe flare nut):**

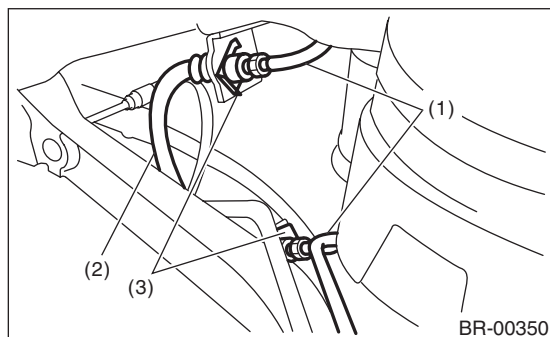
**15 N·m (1.5 kgf-m, 10.8 ft-lb)**

7) Bleed air from brake system.

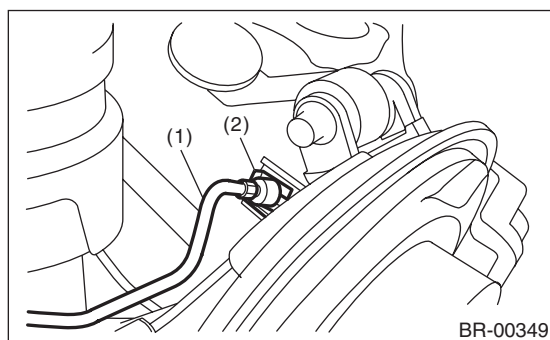
## 2. REAR BRAKE HOSE

1) Route the brake hose through the hole of bracket, and lightly tighten the flare nut to connect brake pipe.

2) Insert the clamp to secure brake hose.



- (1) Brake pipe
- (2) Brake hose
- (3) Brake hose clamp

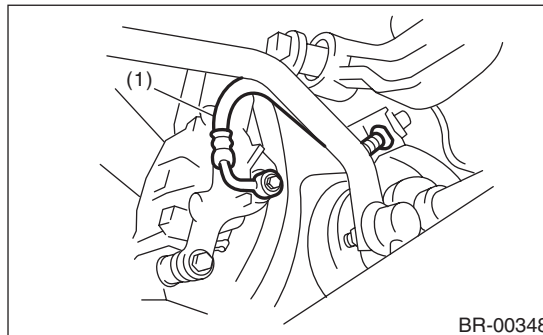


- (1) Brake pipe
- (2) Brake hose clamp

3) Install the brake hose to rear brake caliper using a new gasket.

**Tightening torque (union bolt):**

**18 N·m (1.8 kgf-m, 13.0 ft-lb)**



- (1) Brake hose

4) Tighten the flare nut to the specified torque.

**Tightening torque (brake pipe flare nut):**

**15 N·m (1.5 kgf-m, 10.8 ft-lb)**

5) Bleed air from the brake system.

## C: INSPECTION

Make sure there are no cracks, breakage or damage on hoses. Check the joint for fluid leakage. If any cracks, breakage, damage or fluid leakage is found, repair or replace the hose.