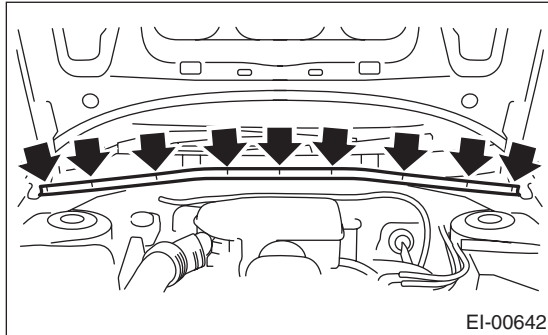


10.Cowl Panel

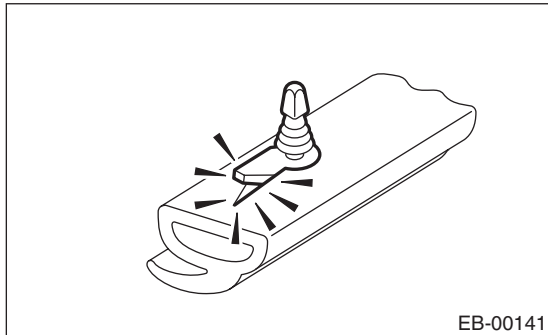
A: REMOVAL

- 1) Open the front hood.
- 2) Remove the wiper arm. <Ref. to WW-12, REMOVAL, Front Wiper Arm.>
- 3) Remove the weather strip clips, and remove the weather strip.




NOTE:

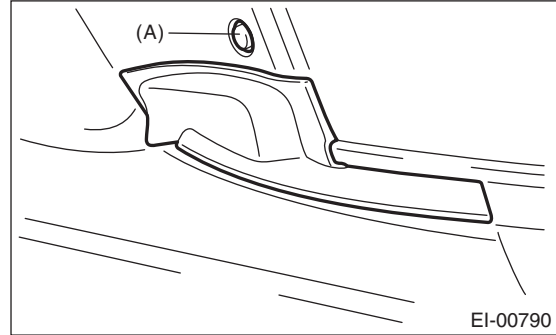
If the weather strip clip is removed with excessive force, the weather strip may be damaged. Be sure to use a clip remover to remove.



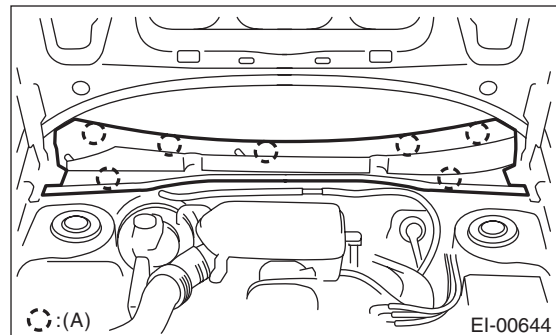
- 4) Remove the clip, and remove the cover cowl panel.



- 5) Remove the cowl panel side and clip (A).



- 6) Remove the clips (A), and remove the cowl panel.



B: INSTALLATION

Install in the reverse order of removal.