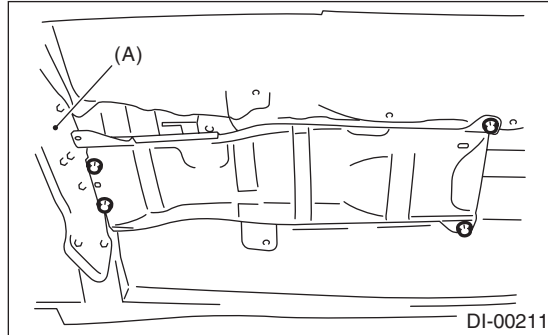


36.Heat Shield Cover

A: REMOVAL

1. FRONT HEAT SHIELD COVER

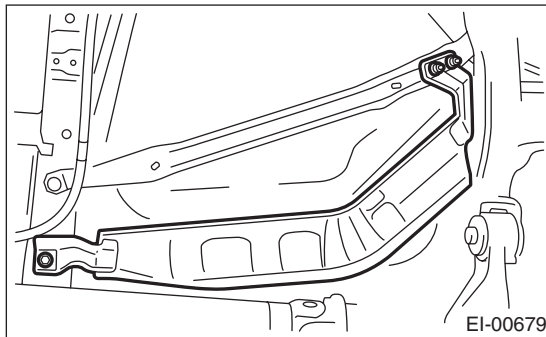
Remove the four bolts to remove the front heat shield cover.



(A) Transmission mount

2. CENTER HEAT SHIELD COVER

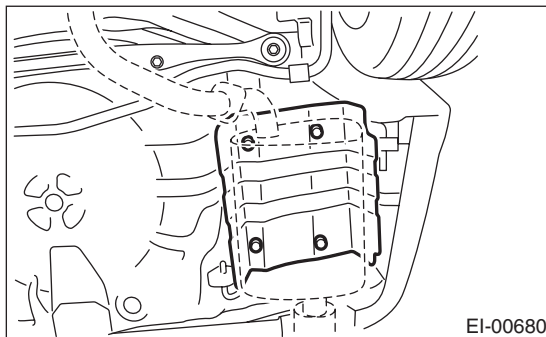
Remove the nut and bolt to remove center heat shield cover.



3. REAR HEAT SHIELD COVER

1) Remove the muffler. <Ref. to EX(H4SO)-10, REMOVAL, Muffler.> <Ref. to EX(H4DOTC)-14, REMOVAL, Muffler.>

2) Remove the four bolts to remove the rear heat shield cover.



B: INSTALLATION

Install in the reverse order of removal.