

# Cam Sprocket

MECHANICAL

## 16. Cam Sprocket

### A: REMOVAL

NOTE:

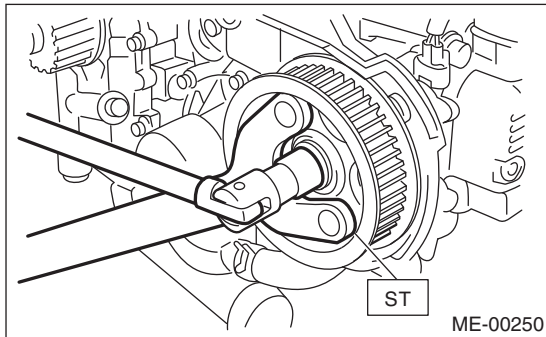
When replacing the single part, perform the work with the engine installed to vehicle body.

- 1) Remove the V-belts. <Ref. to ME(H4SO)-42, REMOVAL, V-belt.>
- 2) Remove the crank pulley. <Ref. to ME(H4SO)-44, REMOVAL, Crank Pulley.>
- 3) Remove the timing belt cover. <Ref. to ME(H4SO)-46, REMOVAL, Timing Belt Cover.>
- 4) Remove the timing belt. <Ref. to ME(H4SO)-47, REMOVAL, Timing Belt.>
- 5) Remove the camshaft position sensor. <Ref. to FU(H4SO)-24, REMOVAL, Camshaft Position Sensor.>
- 6) Use the ST to lock the cam sprocket, and remove the cam sprocket bolt.

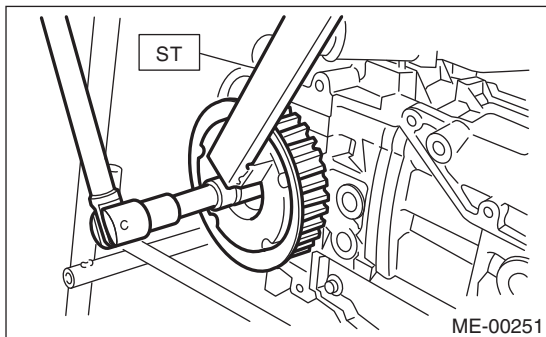
ST 18231AA010 CAM SPROCKET WRENCH

NOTE:

CAM SPROCKET WRENCH (499207100) can also be used.



ST 499207400 CAM SPROCKET WRENCH



- 7) Remove the cam sprocket.

### B: INSTALLATION

- 1) Install the cam sprocket.
- 2) Use the ST to lock the cam sprocket, and install the cam sprocket bolt.

NOTE:

- Do not confuse cam sprockets (LH) and (RH) during installation.

- They can be distinguished by the L or R indication.

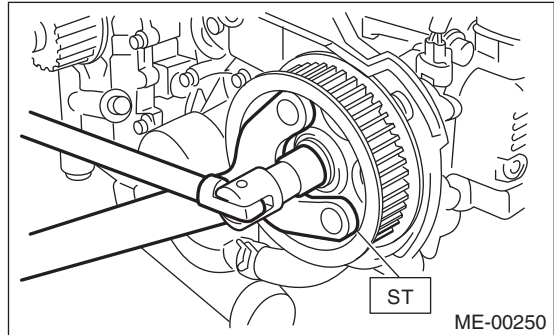
ST 18231AA010 CAM SPROCKET WRENCH

NOTE:

CAM SPROCKET WRENCH (499207100) can also be used.

**Tightening torque:**

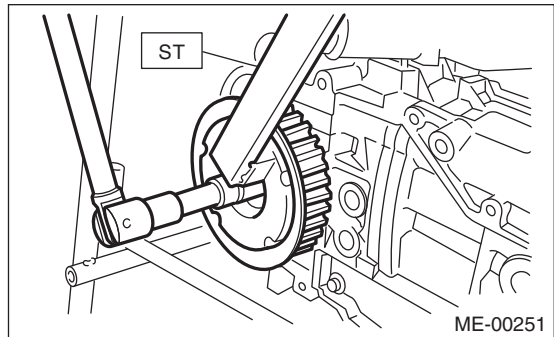
**78 N·m (8.0 kgf·m, 57.5 ft·lb)**



ST 499207400 CAM SPROCKET WRENCH

**Tightening torque:**

**78 N·m (8.0 kgf·m, 57.5 ft·lb)**



- 3) Install the camshaft position sensor. <Ref. to FU(H4SO)-24, INSTALLATION, Camshaft Position Sensor.>

- 4) Install the timing belt. <Ref. to ME(H4SO)-48, INSTALLATION, Timing Belt.>

- 5) Install the timing belt cover. <Ref. to ME(H4SO)-46, INSTALLATION, Timing Belt Cover.>

- 6) Install the crank pulley. <Ref. to ME(H4SO)-44, INSTALLATION, Crank Pulley.>

- 7) Install the V-belts. <Ref. to ME(H4SO)-42, INSTALLATION, V-belt.>

### C: INSPECTION

- 1) Check the cam sprocket teeth for abnormal wear and scratches.

- 2) Make sure there is no free play between cam sprocket and key.

- 3) Check the cam sprocket protrusion used for sensor for damage and contamination of foreign matter.