

12. Differential Side Retainer Oil Seal

A: INSPECTION

Check for leakage of gear oil from differential side retainer oil seal part. If there is an oil leak, replace the oil seal.

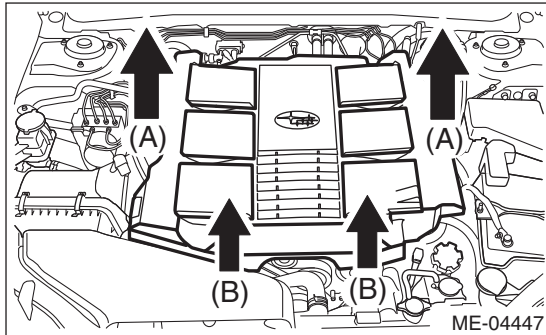
B: REPLACEMENT

- 1) Disconnect the ground cable from battery.
- 2) Remove the collector cover.

NOTE:

Follow the steps below when removing the collector cover.

- (1) Pull up the two points at the rear (A).
- (2) Pull up the two points at the front (B) while moving them forward.

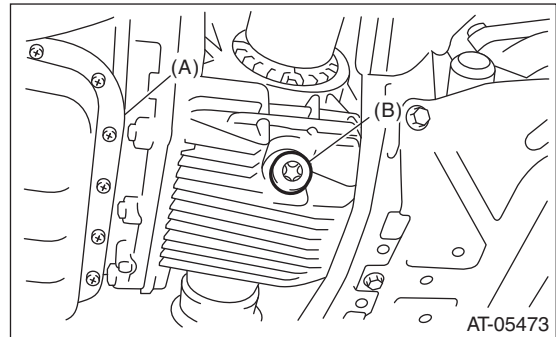


- 3) Lift up the vehicle.
- 4) Remove the under cover. <Ref. to EI-35, REMOVAL, Front Under Cover.>
- 5) Remove the front exhaust pipe. <Ref. to EX(H6DO)-5, REMOVAL, Front Exhaust Pipe.>
- 6) Remove the differential gear oil drain plug using TORX® bit T70, and then drain differential gear oil.

CAUTION:

- Immediately after the vehicle has been running or after idling for a long time, the differential gear oil will be hot. Be careful not to burn yourself.

- Be careful not to spill the differential gear oil on exhaust pipe to prevent it from emitting smoke or fire. If differential gear oil is spilled on the exhaust pipe, wipe it off completely.



- (A) Oil pan
(B) Differential gear oil drain plug

- 7) Tighten the differential gear oil drain plug.

NOTE:

Use a new gasket.

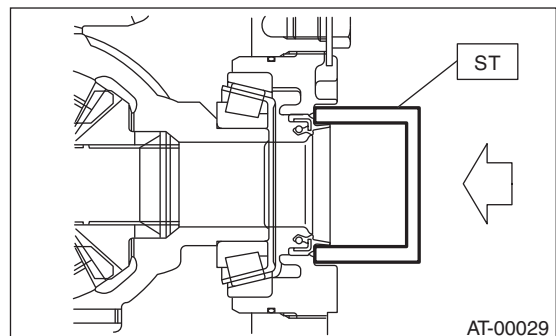
Tightening torque:

70 N·m (7.1 kgf-m, 51.6 ft-lb)

- 8) Separate the front drive shaft from the transmission. <Ref. to DS-25, REMOVAL, Front Drive Shaft.>
- 9) Remove the differential side retainer oil seal using driver wrapped with vinyl tape etc.
- 10) Using the ST, install the differential side retainer oil seal by lightly tapping with a plastic hammer.

NOTE:

- Use a new oil seal.
 - Apply differential gear oil to the oil seal lips.
 - Check the identification marks (L, R) during installation not to mix up the oil seal RH and LH.
- ST 18675AA000 DIFFERENTIAL SIDE OIL SEAL INSTALLER



- 11) Install the front drive shaft. <Ref. to DS-25, INSTALLATION, Front Drive Shaft.>
- 12) Install the front exhaust pipe. <Ref. to EX(H6DO)-6, INSTALLATION, Front Exhaust Pipe.>
- 13) Install the under cover. <Ref. to EI-35, INSTALLATION, Front Under Cover.>

Differential Side Retainer Oil Seal

AUTOMATIC TRANSMISSION

- 14) Lower the vehicle.
- 15) Connect the ground cable to battery.
- 16) Pour differential gear oil into the level gauge hole. <Ref. to 5AT-30, Differential Gear Oil.>
- 17) Check the level of differential gear oil. <Ref. to 5AT-30, INSPECTION, Differential Gear Oil.>
- 18) Install the collector cover.