

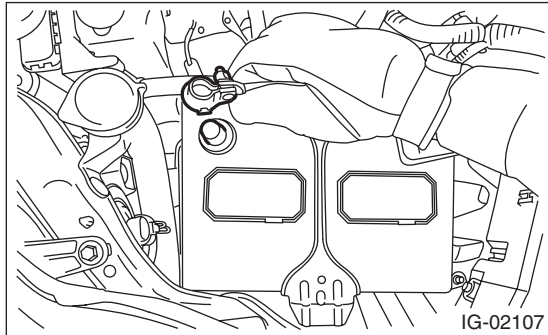
Air Cleaner Case

INTAKE (INDUCTION)

3. Air Cleaner Case

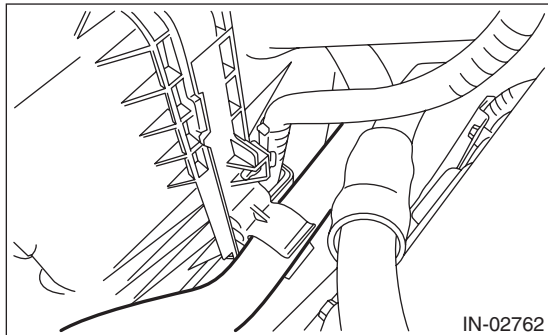
A: REMOVAL

1) Disconnect the ground cable from battery.

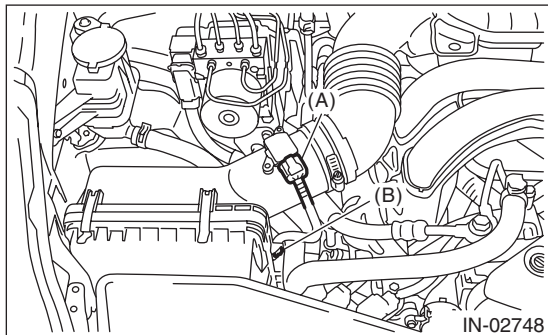


2) Remove the air intake duct. <Ref. to IN(H4SO)-9, REMOVAL, Air Intake Duct.>

3) Disconnect the power steering oil pressure hose (suction hose) from the clip on the side of air cleaner case (rear).

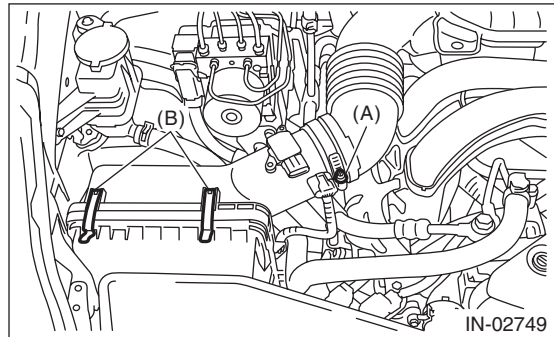


4) Disconnect the connector (A) from the mass air flow and intake air temperature sensor, and remove the clip (B).

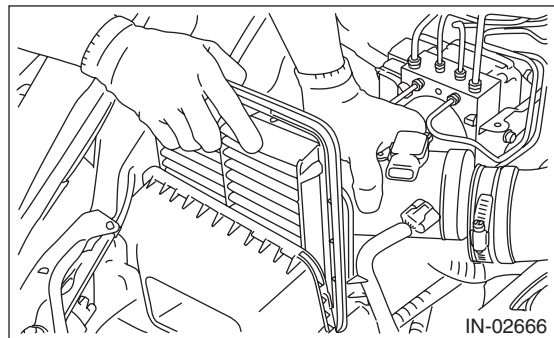


5) Loosen the clamp (A) which connects the air cleaner case (rear) and air intake boot assembly.

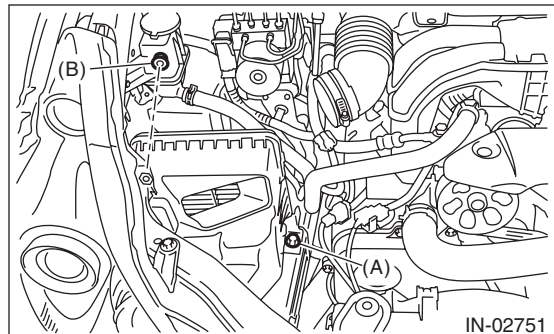
6) Remove the clips (B) from the air cleaner case (front).



7) Remove the air cleaner case (rear) and air cleaner element.



8) Remove the bolt (A) and nut (B) which secure the air cleaner case (front) to the body.



9) Remove the air cleaner case (front).

B: INSTALLATION

1) Install the bolt (A) and nut (B) which secure the air cleaner case (front) to the body.

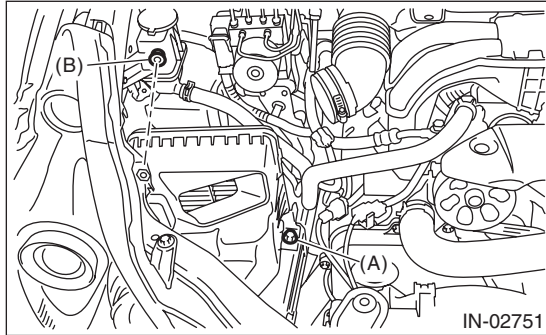
Tightening torque:

Bolt (A)

6 N·m (0.6 kgf-m, 4.4 ft-lb)

Nut (B)

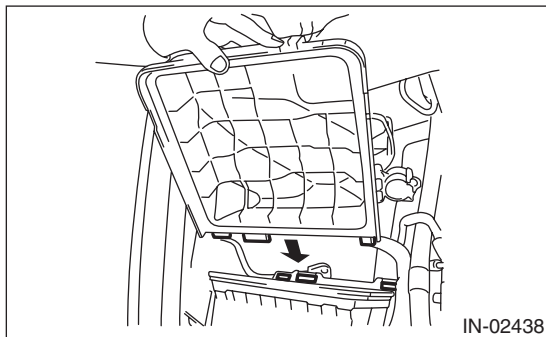
7.5 N·m (0.8 kgf-m, 5.5 ft-lb)



2) Install the air cleaner case (rear) and the air cleaner element.

NOTE:

When installing the air cleaner case (rear), align the protrusion of the air cleaner case (rear) to the hole on the air cleaner case (front) to install.

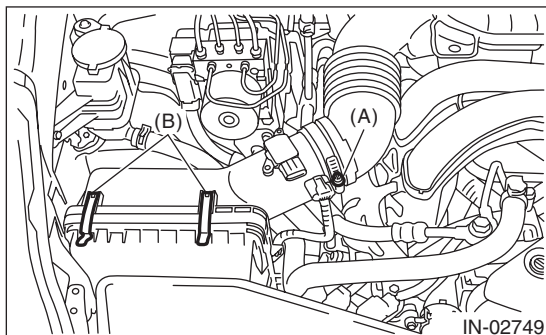


3) Install the clip (B) to the air cleaner case (front), then tighten the clamp (A) that connects the air cleaner case (rear) to the intake boot.

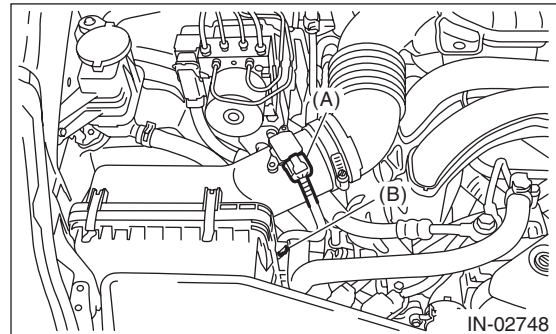
Tightening torque:

Clamp (A)

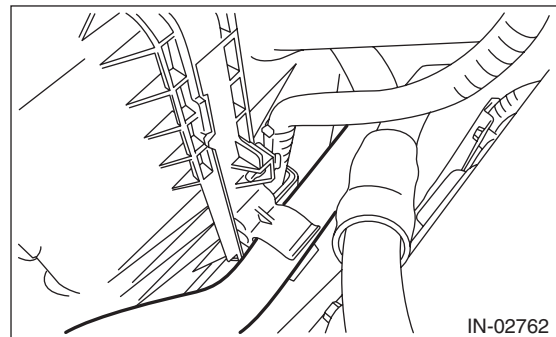
3 N·m (0.3 kgf-m, 2.2 ft-lb)



4) Connect the connector (A) to the mass air flow and intake air temperature sensor and secure the harness with clip (B).

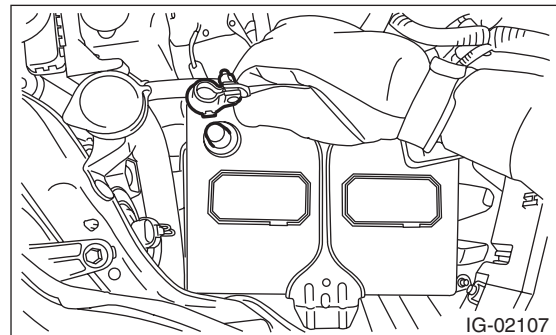


5) Connect the power steering oil pressure hose (suction hose) to the clip on the side of air cleaner case (rear).



6) Install the air intake duct. <Ref. to IN(H4SO)-9, INSTALLATION, Air Intake Duct.>

7) Connect the ground cable to battery.



C: INSPECTION

1) Check that the air cleaner case has no deformation, cracks or other damages.

2) Check that the air intake boot has no cracks, damage or loose part.