

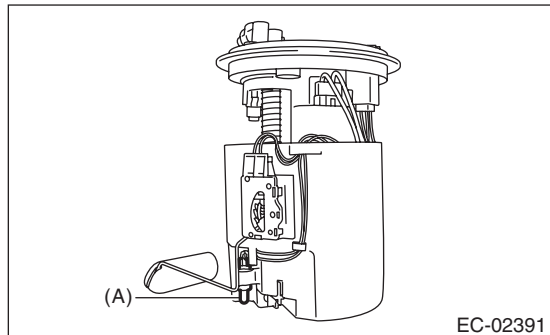
Fuel Temperature Sensor

EMISSION CONTROL (AUX. EMISSION CONTROL DEVICES)

8. Fuel Temperature Sensor

A: REMOVAL

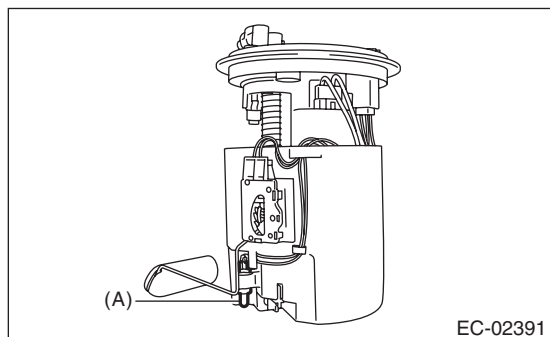
Fuel temperature sensor is integrated with the fuel level sensor. Refer to "Fuel Level Sensor" for removal procedure. <Ref. to FU(H6DO)-71, REMOVAL, Fuel Level Sensor.>



(A) Fuel temperature sensor

B: INSTALLATION

Refer to "Fuel Level Sensor" for the installation procedure. <Ref. to FU(H6DO)-71, INSTALLATION, Fuel Level Sensor.>



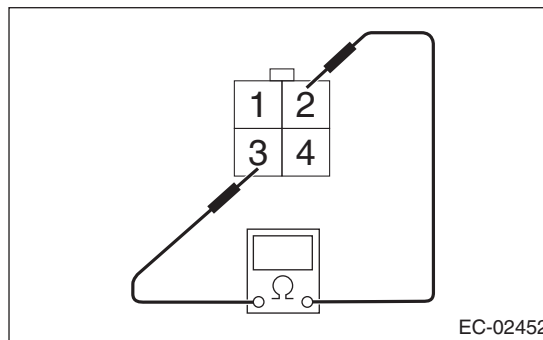
(A) Fuel temperature sensor

C: INSPECTION

- 1) Check that the fuel temperature sensor has no deformation, cracks or other damages.
- 2) Check the resistance between the fuel temperature sensor terminals.

CAUTION:

When measuring the resistance, check the circuit tester specification and be careful not to turn on electricity 3 V or more to prevent damaging the fuel temperature sensor.



Temperature	Terminal No.	Standard
-10°C (14°F)	2 and 3	9.2±2.2 kΩ (when the measured current is 0.5 mA)
20°C (68°F)		2.5±0.2 kΩ (when the measured current is 1.0 mA)
50°C (122°F)		0.84 ^{+0.06} _{-0.05} kΩ (when the measured current is 1.0 mA)