

20. Air Breather Hose

A: REMOVAL

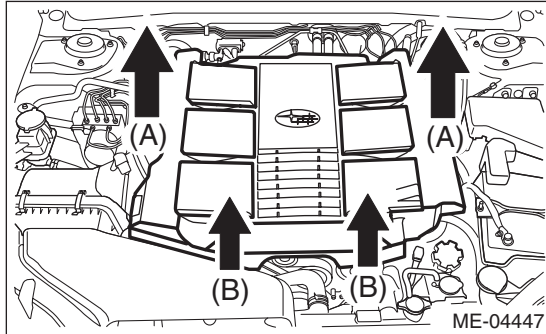
1) Remove the collector cover.

NOTE:

Follow the steps below when removing the collector cover.

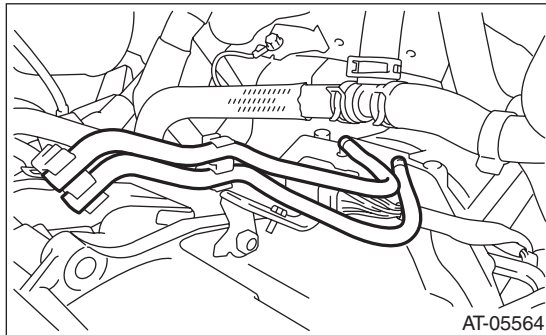
(1) Pull up the two points at the rear (A).

(2) Pull up the two points at the front (B) while moving them forward.



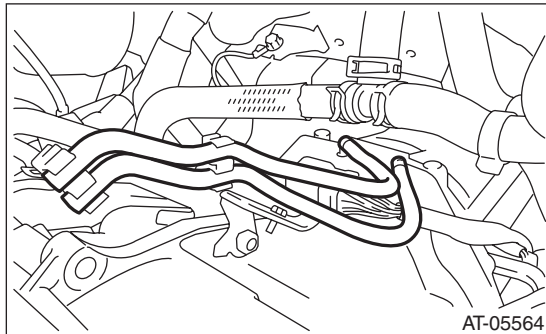
2) Remove the air intake boot. <Ref. to IN(H6DO)-7, REMOVAL, Air Intake Boot.>

3) Remove the air breather hose.



B: INSTALLATION

1) Install the air breather hose.



2) Install the air intake boot. <Ref. to IN(H6DO)-7, INSTALLATION, Air Intake Boot.>

3) Install the collector cover.

C: INSPECTION

Make sure the air breather hose is not cracked or clogged.