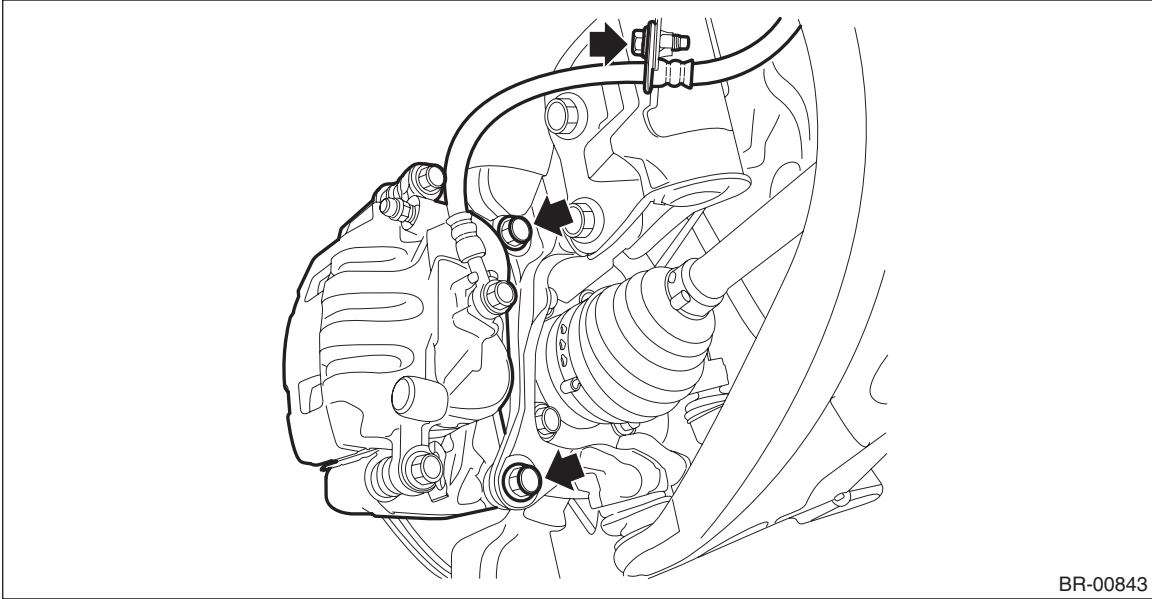



3. Front Disc Rotor

A: REMOVAL

- 1) Lift up the vehicle, and then remove the front wheels.
- 2) Remove the caliper body assembly from the front axle housing.
 - (1) Remove the bolt from the brake hose bracket.
 - (2) Remove the mounting bolt, and remove the caliper body assembly.



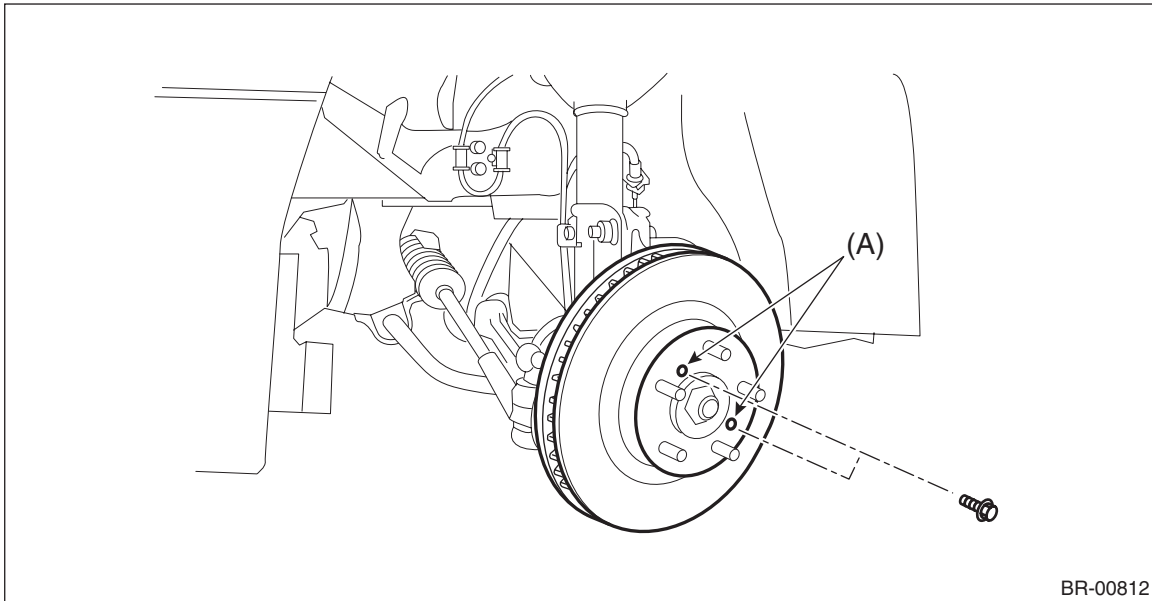
- (3) Prepare wiring harnesses etc. to be discarded, and suspend the caliper body assembly from the shock absorber with the harnesses.



3) Remove the front disc rotor.

NOTE:

When the disc rotor is difficult to be removed from the front hub unit bearing, screw in 8 mm (0.31 in) bolt to the threaded part of the disc rotor (A), and remove the disc rotor.



B: INSTALLATION

NOTE:

Before installation, remove mud and foreign matter from the caliper body assembly.

- 1) Before installation, check the front disc rotor. <Ref. to BR-17, INSPECTION, Front Disc Rotor.>
- 2) Install each part in the reverse order of removal.

Tightening torque:

Brake hose bracket: 33 N·m (3.36 kgf-m, 24.3 ft-lb)

Mounting bolt: 120 N·m (12.24 kgf-m, 88.5 ft-lb)

C: INSPECTION

1. DISC ROTOR RUNOUT CHECK

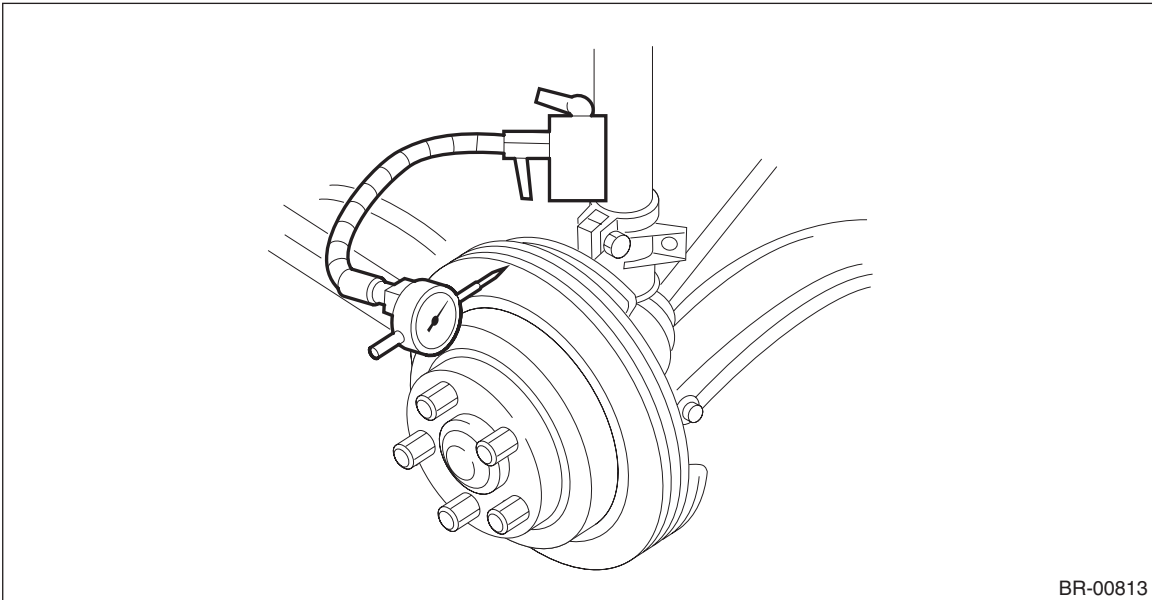
- 1) Check the front hub unit bearing for free play and runout before the inspection of disc rotor runout limit. <Ref. to DS-29, INSPECTION, Front Hub Unit Bearing.>
- 2) Tighten the wheel nuts to secure disc rotor.

Front Disc Rotor

BRAKE

3) Set a dial gauge 10 mm (0.39 in) inward from the disc rotor outer circumference, and check the disc rotor runout while rotating the disc rotor.

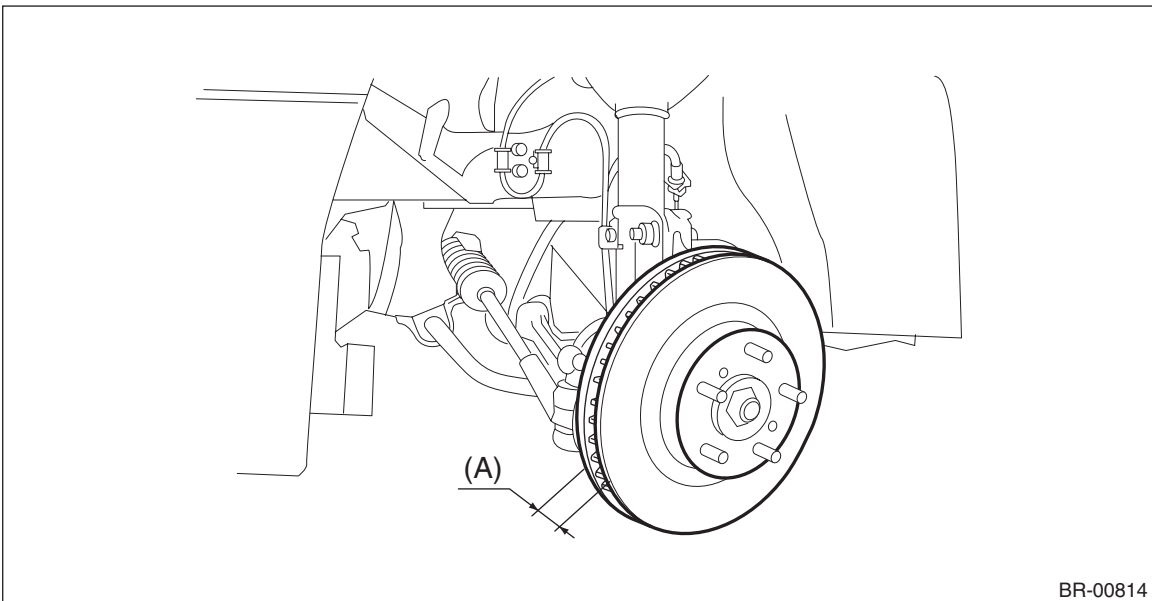
Disc rotor runout limit: 0.05 mm (0.0020 in)



4) If the runout limit is exceeded in the inspection, replace the disc rotor.

2. DISC ROTOR THICKNESS CHECK

1) Set a micrometer 10 mm (0.39 in) inward from the disc rotor outer perimeter, and then measure the disc rotor thickness (A).



	Size	Standard	Wear limit	Disc rotor outer diameter
Disc rotor thickness (A)	16-inch	24 mm (0.94 in)	22 mm (0.87 in)	294 mm (11.57 in)
	17-inch	30 mm (1.18 in)	28 mm (1.10 in)	316 mm (12.44 in)

2) If the wear limit is exceeded in the inspection, replace the disc rotor.