

3. General Description

A: CAUTION

1. SUPPLEMENTAL RESTRAINT SYSTEM “AIRBAG”

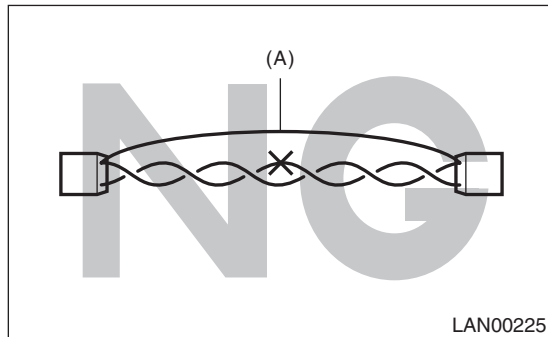
Airbag system wiring harness is routed near the body integrated unit and twisted pair line.

CAUTION:

- Do not use the electrical test equipment on all airbag system wiring harnesses and connectors.
- Be careful not to damage the airbag system wiring harness when servicing the body integrated unit and LAN system.

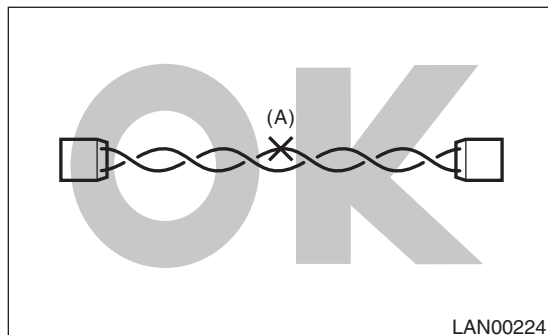
2. LAN SYSTEM

- Bus line of LAN system is twisted pair line. Be careful not to by-pass or partly unbind the twisted pair line.
- Do not make clearance between bus lines (CAN High, CAN Low).
- Difference of bus line length should be within 10 cm (3.94 in).
- Fray near the connector should be within 8 cm (3.14 in).



(A) Bypass wire connection

- If the characteristics of the twisted pair line are changed, it may extremely weaken against noise.
- When repairing the harness, connect the wires using soldering and protect it with insulating tape etc.



(A) Soldering and protection with insulating tape

B: INSPECTION

Before performing diagnostics, check the following item which might affect body integrated unit malfunctions.

- 1) Measure the battery voltage and check electrolyte.

Standard voltage: 12 V or more

Specific gravity: 1.260 or more

- 2) Check the fuse condition.

Make sure that ampere of the fuse is setting value, and it is not blown out.

- 3) Check the connecting condition of harness and harness connector.

- 4) Confirm settings of body integrated unit are corresponded to vehicle equipment. <Ref. to BC(diag)-19, OPERATION, Registration Body Integrated Unit.>

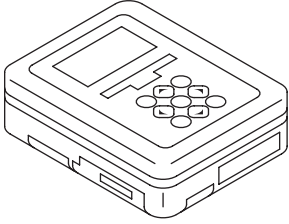
- 5) Make sure that the User Customizing of the body integrated unit matches the vehicle equipment. <Ref. to BC(diag)-17, OPERATION, User Customizing.>

- 6) Confirm “Factory initial setting” of body integrated unit registrations is set to “Market”.

- 7) Confirm key illumination does not blink with ignition switch turned to ON.

C: PREPARATION TOOL

1. SPECIAL TOOL

ILLUSTRATION	TOOL NUMBER	DESCRIPTION	REMARKS
 <p>ST1B022XU0</p>	1B022XU0	SUBARU SELECT MONITOR III KIT	Used for troubleshooting the electrical system.

2. GENERAL TOOL

TOOL NAME	REMARKS
Circuit tester	Used for measuring resistance, voltage and current.