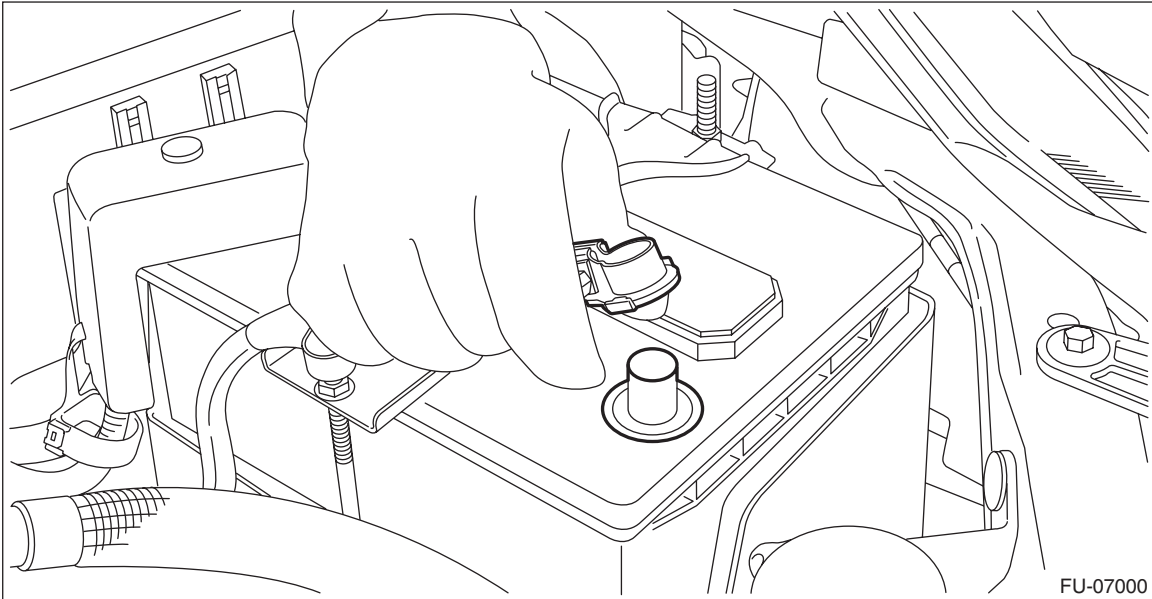


18.Front Oxygen (A/F) Sensor

A: REMOVAL

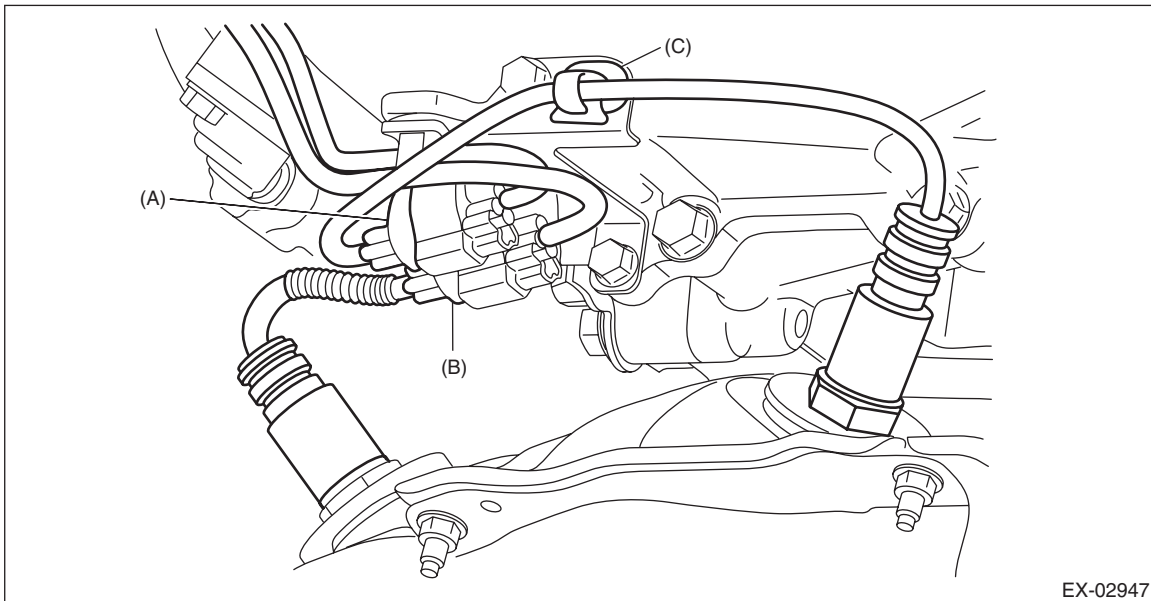
1) Disconnect the ground cable from battery.



2) Lift up the vehicle.

3) Remove the under cover. <Ref. to EI-32, REMOVAL, Front Under Cover.>

4) Disconnect the front oxygen (A/F) sensor connector, and remove the clip holding the front oxygen (A/F) sensor harness.



(A) Front oxygen (A/F) sensor connector

(B) Rear oxygen sensor connector

(C) Clip

5) Lower the vehicle.

6) Apply spray-type lubricant to the threaded portion of front oxygen (A/F) sensor, and leave it for one minute or more.

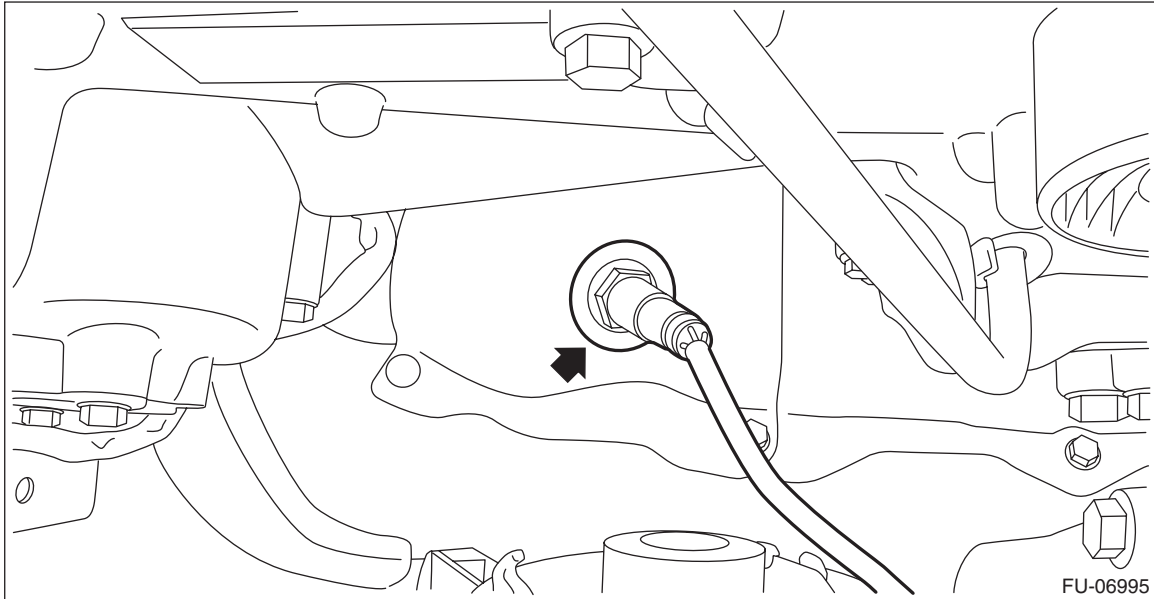
Front Oxygen (A/F) Sensor

FUEL INJECTION (FUEL SYSTEMS)

7) Remove the front oxygen (A/F) sensor.

CAUTION:

When removing the front oxygen (A/F) sensor, wait until exhaust pipe cools, otherwise it will damage the exhaust pipe.



B: INSTALLATION

CAUTION:

If lubricant is spilt over the exhaust pipe, wipe it off with cloth to avoid emission of smoke or causing a fire.

1) Before installing front oxygen (A/F) sensor, apply anti-seize compound only to the threaded portion of front oxygen (A/F) sensor to make the next removal easier.

CAUTION:

Never apply anti-seize compound to the protector of front oxygen (A/F) sensor.

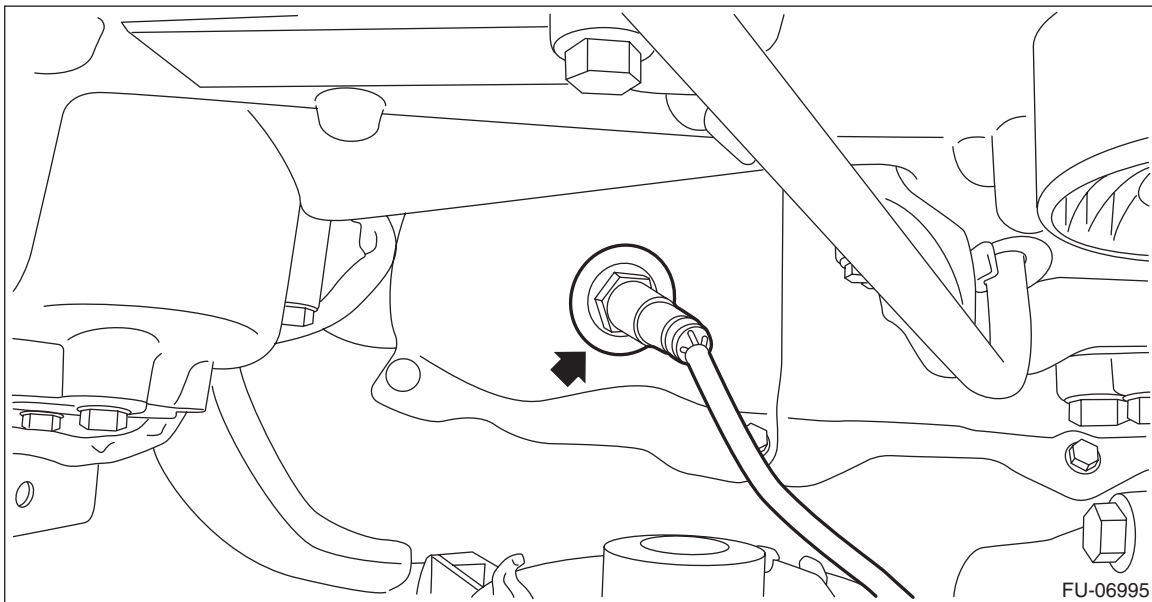
Anti-seize compound:

NEVER-SEEZ NSN, JET LUBE SS-30 or equivalent

2) Install the front oxygen (A/F) sensor.

Tightening torque:

21 N·m (2.1 kgf-m, 15.5 ft-lb)

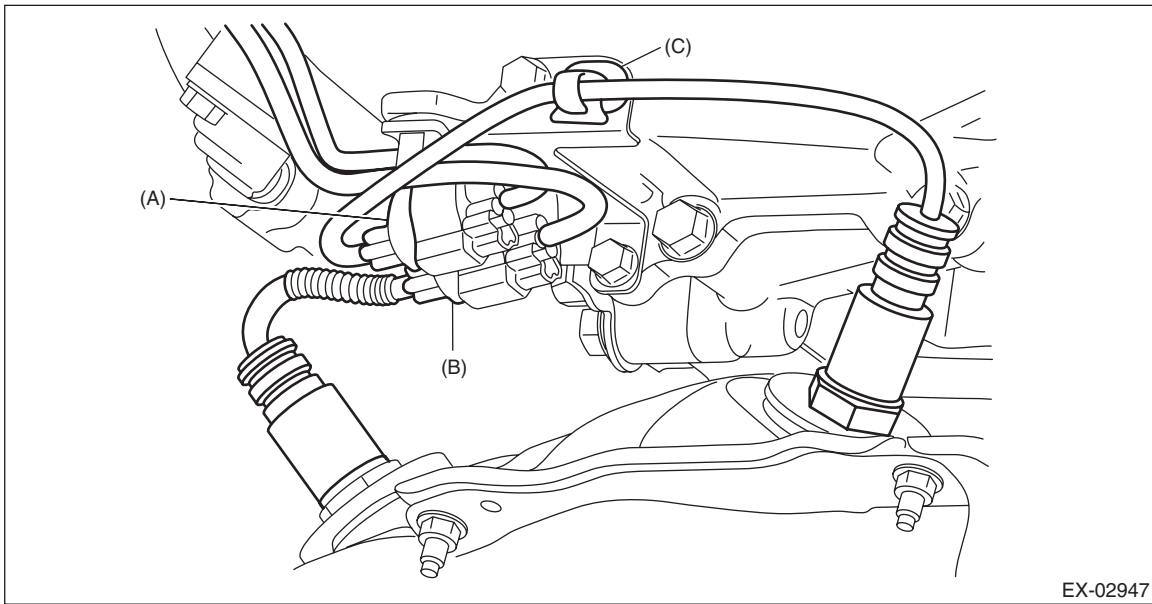


3) Lift up the vehicle.

Front Oxygen (A/F) Sensor

FUEL INJECTION (FUEL SYSTEMS)

4) Connect the front oxygen (A/F) sensor connector, and secure the front oxygen (A/F) sensor harness by using the clip.



(A) Front oxygen (A/F) sensor connector

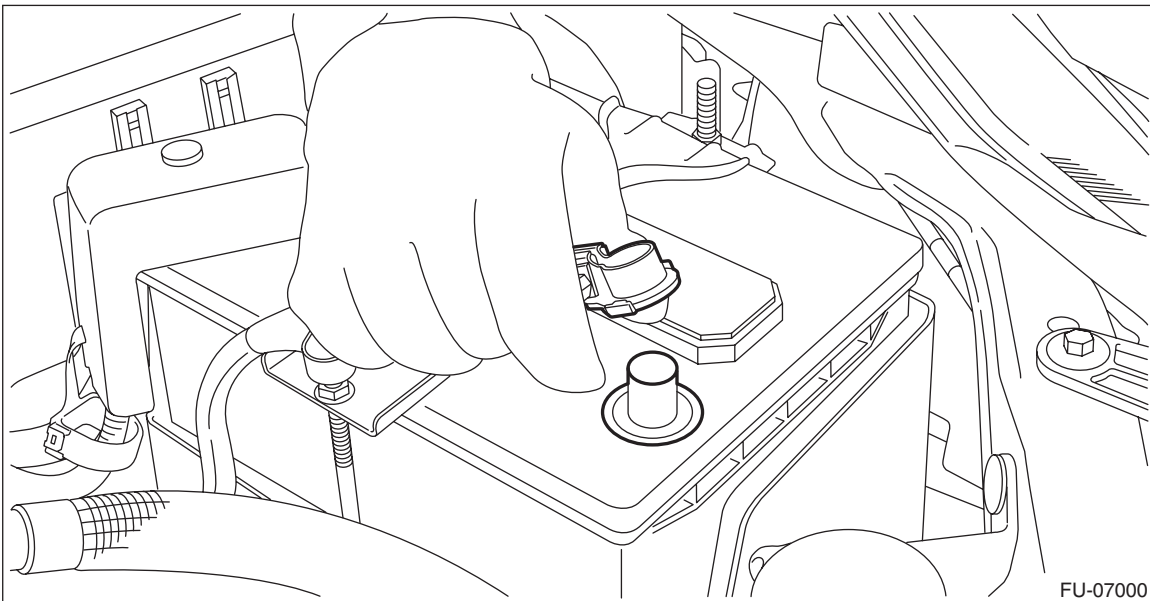
(B) Rear oxygen sensor connector

(C) Clip

5) Install the under cover. <Ref. to EI-32, INSTALLATION, Front Under Cover.>

6) Lower the vehicle.

7) Connect the battery ground terminal.

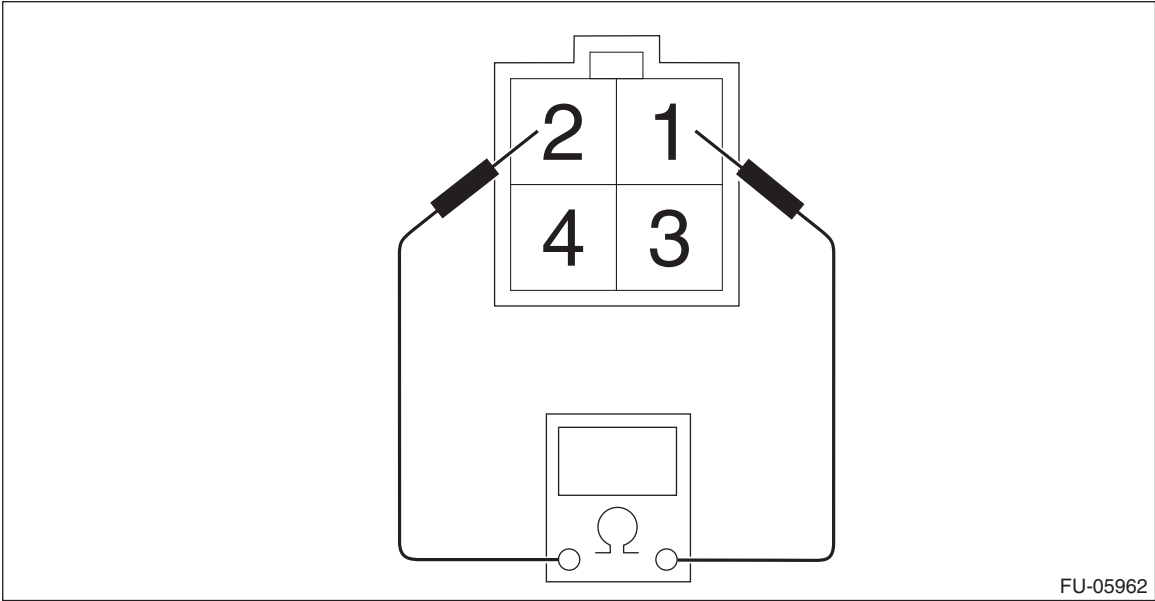


Front Oxygen (A/F) Sensor

FUEL INJECTION (FUEL SYSTEMS)

C: INSPECTION

- 1) Check that the front oxygen (A/F) sensor has no deformation, cracks or other damages.
- 2) Measure the resistance between front oxygen (A/F) sensor terminals.



Terminal No.	Standard
1 and 2	$2.2^{+0.45}_{-0.22} \Omega$ (when 20°C (68°F))