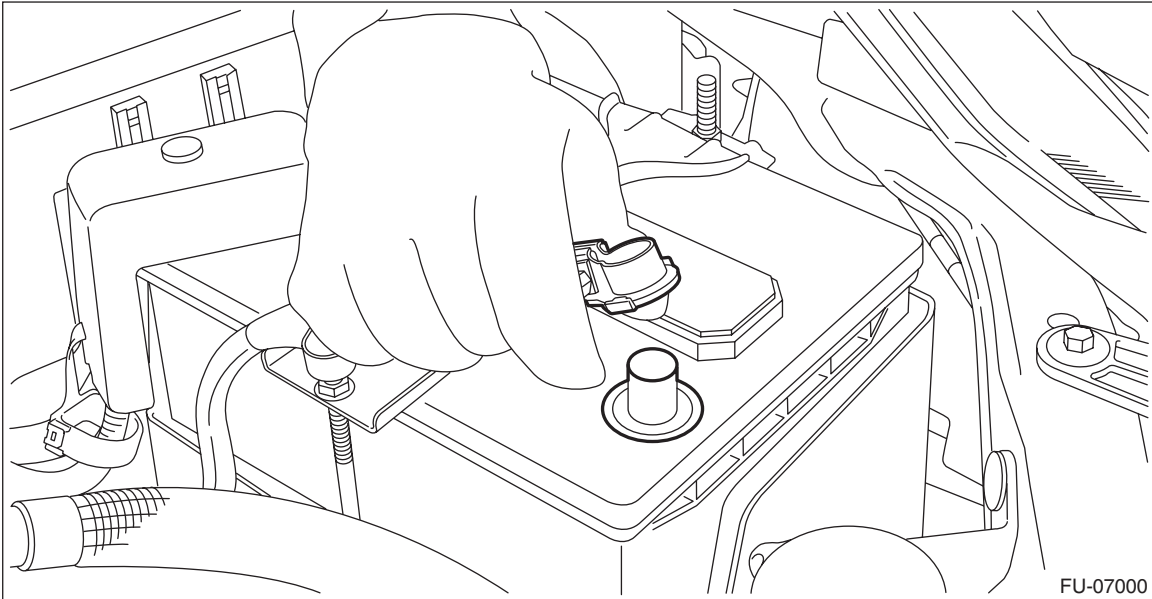


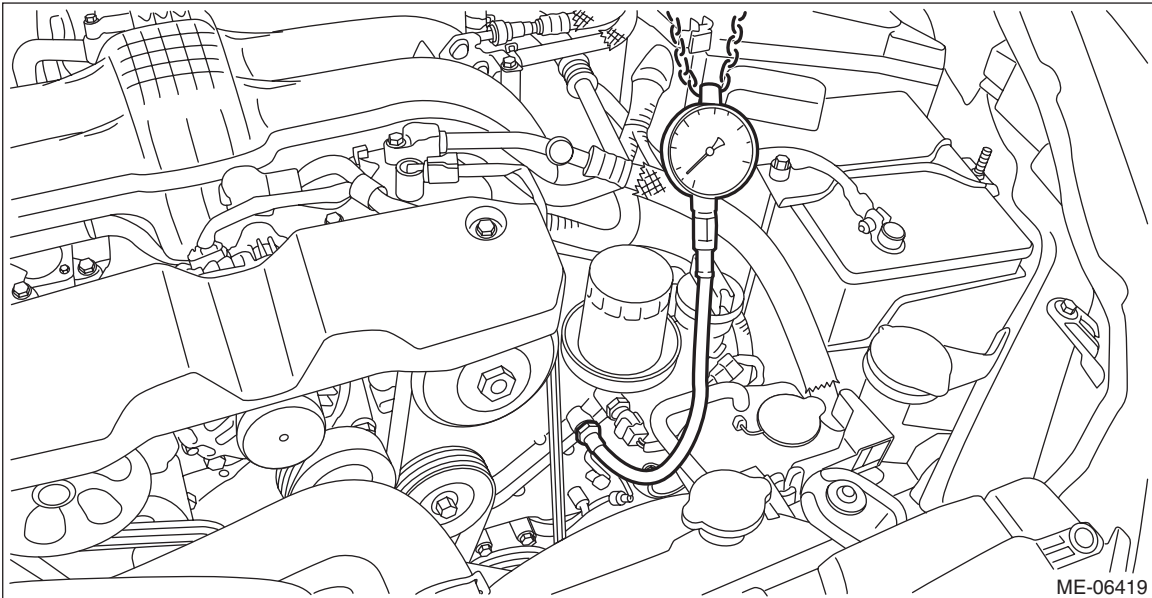
6. Engine Oil Pressure

A: INSPECTION

- 1) Disconnect the ground cable from battery.



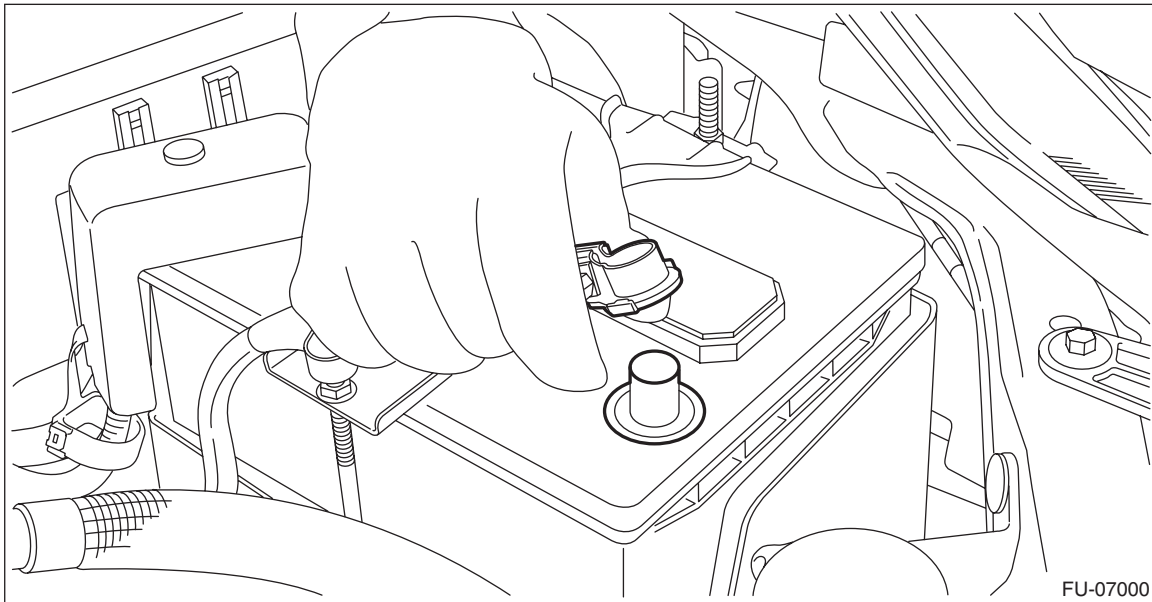
- 2) Remove the oil pressure switch. <Ref. to LU(H4DO)-21, REMOVAL, Oil Pressure Switch.>
- 3) Install the oil pressure gauge to the chain cover.



Engine Oil Pressure

MECHANICAL

4) Connect the battery ground terminal.



5) Start the engine, and check the oil pressure.

NOTE:

- Standard value is based on an engine oil temperature of 80°C (176°F).
- If the oil pressure is out of specification, check oil pump, oil filter and lubrication line. <Ref. to LU(H4DO)-34, INSPECTION, Engine Lubrication System Trouble in General.>
- If the oil pressure warning light is ON and oil pressure is within standard, check the oil pressure switch. <Ref. to LU(H4DO)-34, INSPECTION, Engine Lubrication System Trouble in General.>

Engine oil pressure:

Standard

50 kPa (0.5 kgf/cm², 7 psi) or more (at 600 rpm)

350 kPa (3.6 kgf/cm², 51 psi) or more (at 6,000 rpm)

6) After inspection, install the related parts in the reverse order of removal.