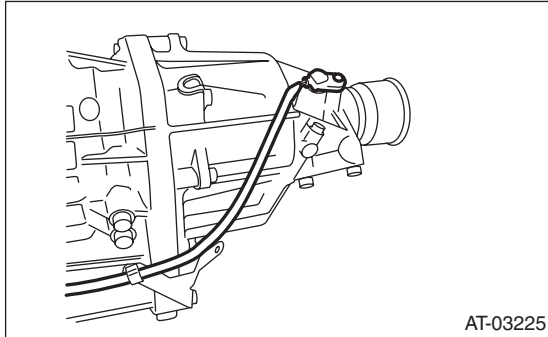


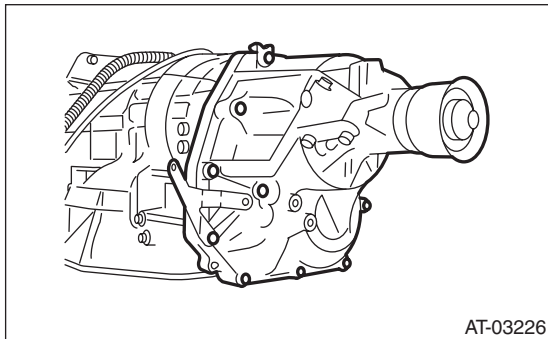
24.Extension Case

A: REMOVAL

- 1) Remove the transmission assembly.
<Ref. to 5AT-34, REMOVAL, Automatic Transmission Assembly.>
- 2) Remove the rear vehicle speed sensor.



- 3) Remove the extension case.

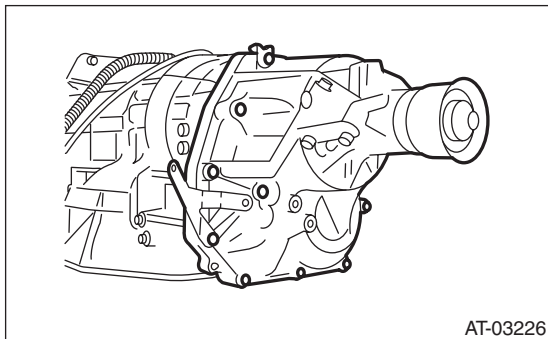


B: INSTALLATION

- 1) Attach the selected reduction driven gear shim to end surface of reduction driven gear with vaseline. <Ref. to 5AT-69, ADJUSTMENT, Reduction Driven Gear.>
- 2) Install the extension case.

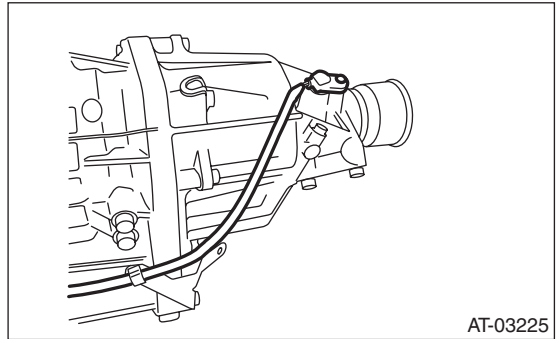
NOTE:
Use a new gasket.

Tightening torque:
25 N·m (2.5 kgf·m, 18 ft·lb)



- 3) Install the rear vehicle speed sensor.

Tightening torque:
7 N·m (0.7 kgf·m, 5.2 ft·lb)



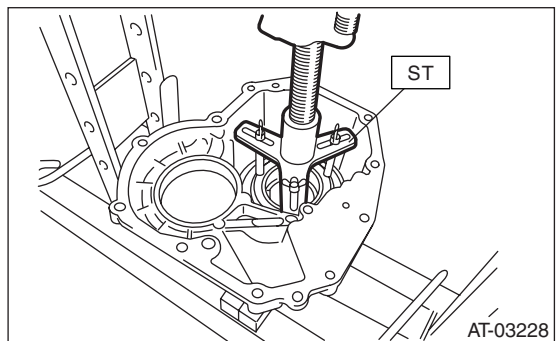
- 4) Install the transmission assembly.
<Ref. to 5AT-37, INSTALLATION, Automatic Transmission Assembly.>

C: DISASSEMBLY

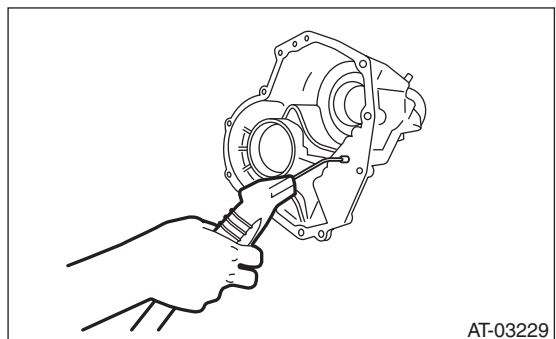
- 1) Take out the transfer clutch and multi-plate clutch hub assembly by lightly tapping the end of rear drive shaft.

NOTE:
Be careful not to damage the oil seal of the extension.

- 2) Remove the snap ring using the ST and press.
ST 18762AA000 COMPRESSOR SPECIAL TOOL



- 3) Supply compressed air to remove the clutch piston.



- 4) Remove the dust cover from extension case.
- 5) Remove the oil seal from the extension case.

Extension Case

AUTOMATIC TRANSMISSION

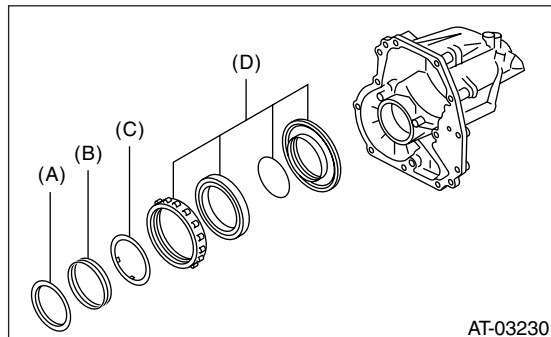
D: ASSEMBLY

1) Press-fit the new oil seal using ST and the press.

ST 498057300 INSTALLER

2) Press-fit the dust cover.

3) Insert the transfer clutch assembly, spring re-
tainer, return spring and clutch spring re-
tainer.



(A) Clutch spring retainer

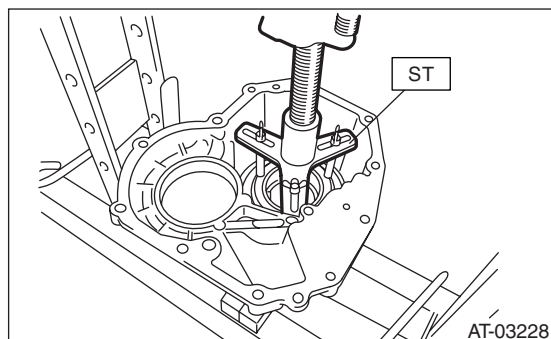
(B) Return spring

(C) Spring retainer

(D) Transfer clutch piston

4) Using the ST and compressor, install the snap
ring.

ST 18762AA000 COMPRESSOR SPECIAL
TOOL



5) Install the transfer clutch. <Ref. to 5AT-65, IN-
STALLATION, Transfer Clutch.>

6) Install the multi-plate hub assembly.

E: INSPECTION

- Use compressed air to make sure the extension
case routes are not clogged or leaking.

- Inspect the extension end play, and adjust it to
within the standard value.

<Ref. to 5AT-65, ADJUSTMENT, Transfer Clutch.>