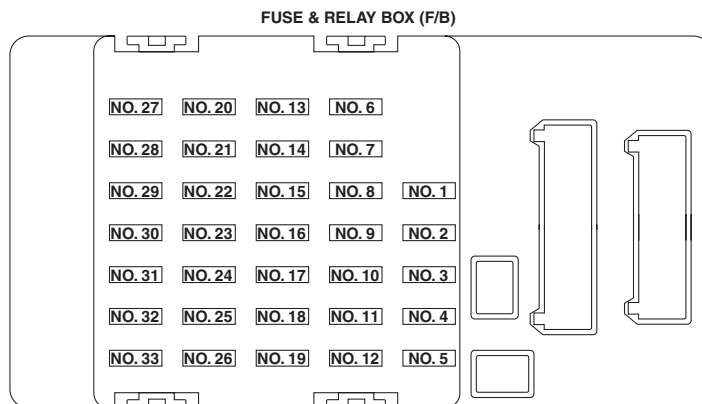
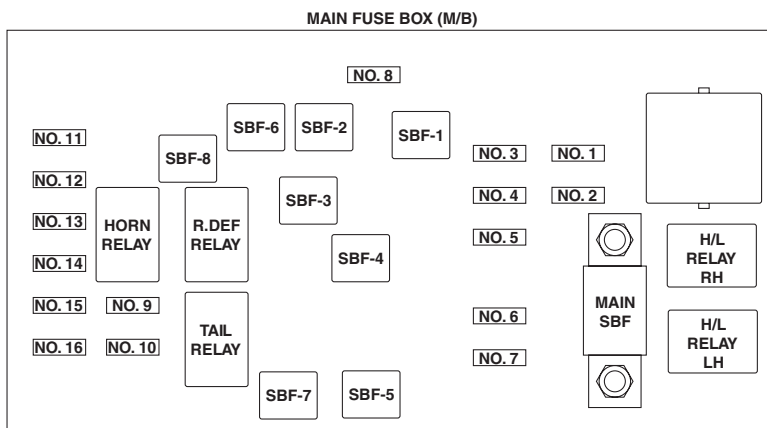


3. Power Supply Circuit

A: WIRING DIAGRAM

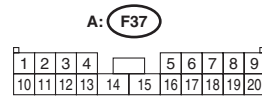
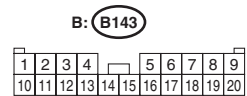
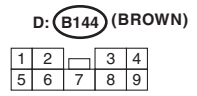
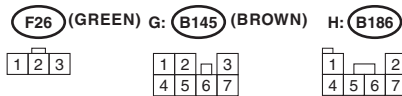
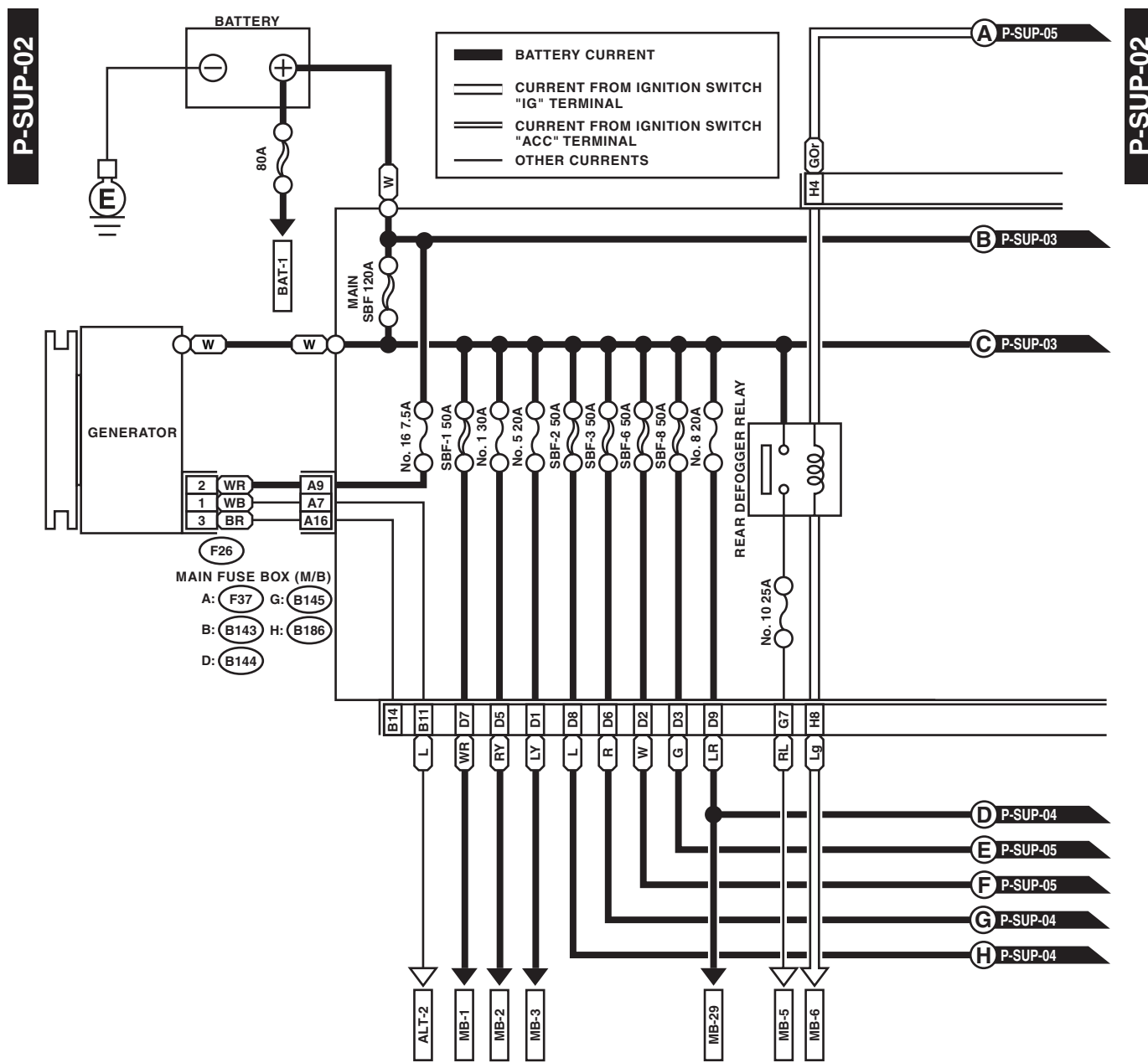
P-SUP-01

P-SUP-01



Power Supply Circuit

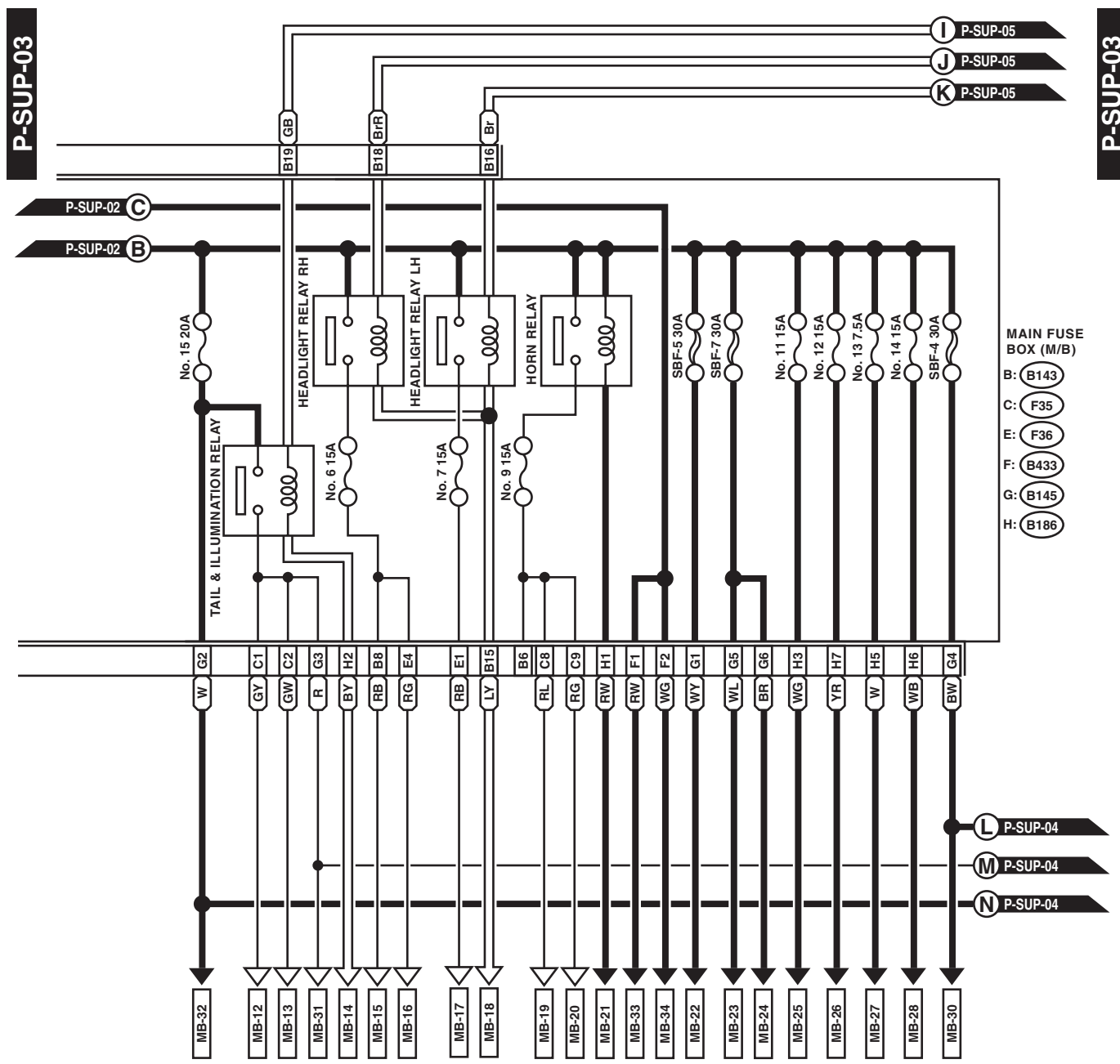
WIRING SYSTEM



WI-15974

Power Supply Circuit

WIRING SYSTEM



F: (B433)

G: (B145) (BROWN) E: (F36)

H: (B186)

C: (F35) (BLUE)

B: (B143)

1	2
---	---

1	2	3	
4	5	6	7

1	2	3	
4	5	6	7

1	2	3		
4	5	6	7	8

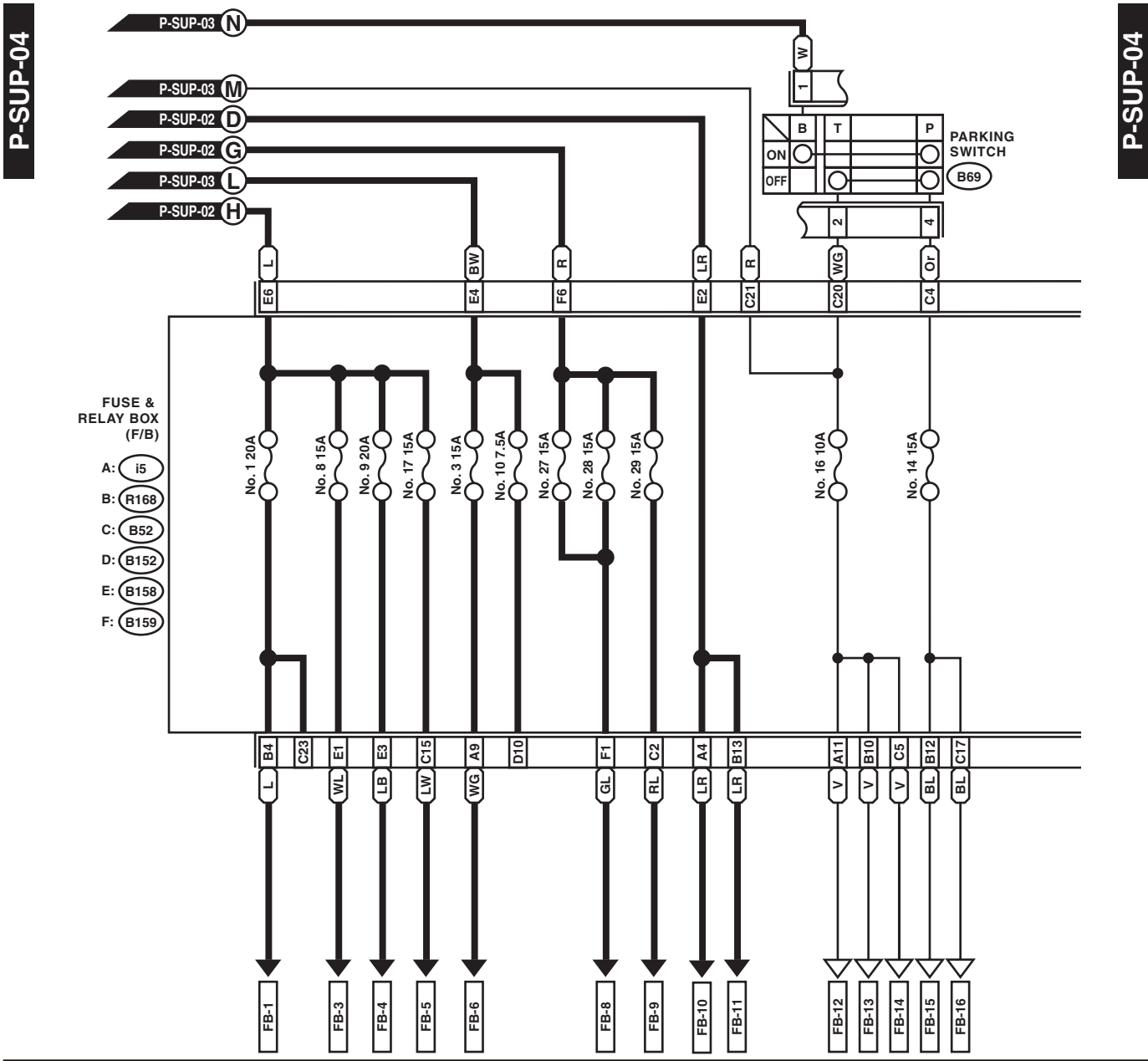
1	2	3	4	5		
6	7	8	9	10	11	12

1	2	3	4	5	6	7	8	9		
10	11	12	13	14	15	16	17	18	19	20

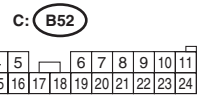
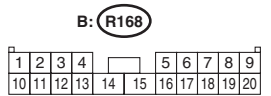
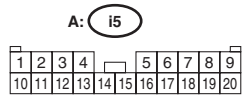
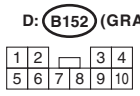
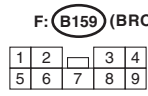
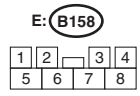
WI-15975

Power Supply Circuit

WIRING SYSTEM



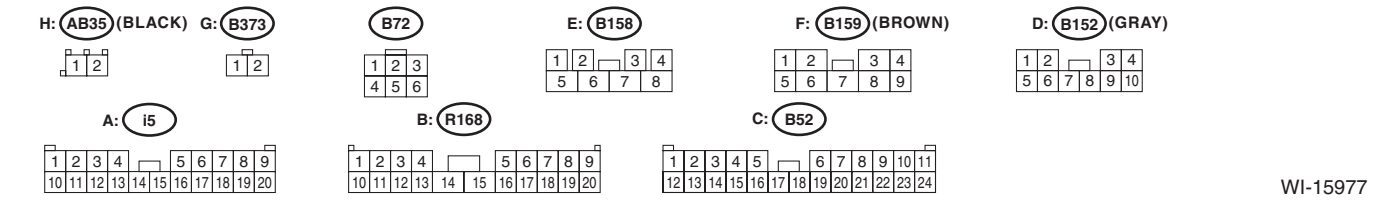
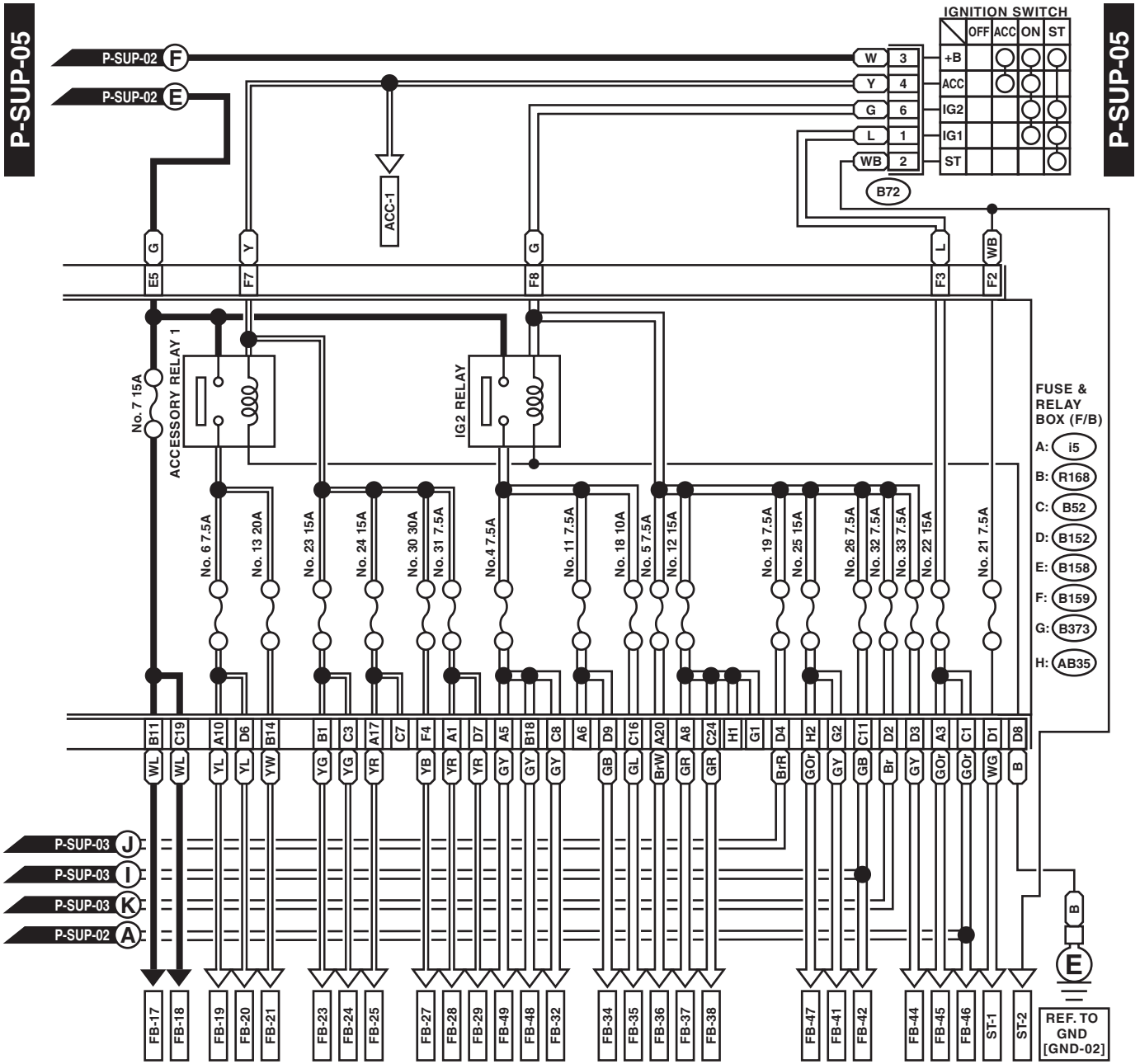
- FUSE & RELAY BOX (F/B)
- A: (i5)
 - B: (R168)
 - C: (B52)
 - D: (B152)
 - E: (B158)
 - F: (B159)



WI-15976

Power Supply Circuit

WIRING SYSTEM



WI-15977

Power Supply Circuit

WIRING SYSTEM

No.	Load
MB-1	VDC control module
MB-2	VDC control module
MB-3	Accessory relay 2
MB-5	Mirror heater relay
	Rear defogger
MB-6	Body integrated unit
MB-12	Headlight beam leveler RH
MB-13	Headlight beam leveler LH
MB-14	Combination switch (lighting)
MB-15	Combination meter
MB-16	Headlight RH
MB-17	Headlight LH
MB-18	Daytime running light control module
	Body integrated unit
MB-19	Horn
MB-20	Horn
MB-21	Body integrated unit
	Remote engine start control module
	Horn switch
MB-22	Main relay
MB-23	Main relay 2
	Main relay
MB-24	Electronic throttle control relay
MB-25	Fuel pump relay
MB-26	TCM
MB-27	ECM
	Data link connector
MB-28	Key warning switch
	Key illumination
	Turn signal and hazard unit
	Body integrated unit
MB-29	Spot map light
	Vanity mirror light LH
	Vanity mirror light RH
	Puddle light LH
	Puddle light RH
	Foot light (Driver's seat)
	Foot light (Passenger's seat)
	Home link
	Body integrated unit
Room light	
MB-30	Power window circuit breaker
MB-31	F/B fuse No. 16
	Headlight beam leveler switch
MB-32	Parking switch
MB-33	Blower motor relay
MB-34	Vacuum pump relay
FB-1	Trailer connector
FB-3	Stop light switch

No.	Load
FB-4	Mirror heater relay
	Wiper deicer relay
FB-5	Seat heater relay
FB-6	Body integrated unit
FB-8	Rear A/C relay
FB-9	Front fog light relay
FB-10	MFD
	Impact sensor
	Audio
	Keyless entry control module
	Second-row seat foot light RH
	TV monitor
	Navigation module
	Front step light LH
	Front step light RH
	Rear Entertainment
	Rear step light RH
XM radio	
FB-11	Second-row seat foot light LH
	Luggage room light
	Rear gate light
FB-13	Rear step light LH
	Navigation module
	TPM control module
FB-17	Warning box LH
	Warning box RH
	Rear view camera module
	Combination meter
FB-18	Auto A/C control module
	Body integrated unit
FB-19	Remote control mirror switch
	Push switch
FB-20	Accessory relay 2
	Seat heater relay
	Shade mirror
FB-21	Rear accessory power supply socket (Third-row seat)
	Rear accessory power supply socket (Luggage room)
FB-23	Rear wiper motor
FB-24	Body integrated unit
	Rear washer motor
FB-25	MFD
	Audio
	TV monitor
	Navigation module
	Rear view camera module
	AUX switching unit
Rear entertainment	

Power Supply Circuit

WIRING SYSTEM

No.	Load
FB-27	Combination Switch (Wiper)
	Front wiper motor
	Wiper relay unit
FB-28	Body integrated unit
FB-29	Auto A/C control module
FB-32	Open/Close switch
	Sunroof control module & motor
	Brake switch
	Tilt switch
	Data link connector
	Wiper deicer relay
FB-34	Turn signal and hazard unit
FB-35	Daytime running light control module
	Low beam relay
	Back-up light relay
FB-36	MFD
	Warning box RH
	Combination meter
FB-37	Body integrated unit
FB-38	ECM
	TCM
	Fuel pump relay
FB-41	Airbag control module
FB-42	Power window relay
	Main fan relay
FB-44	VDC control module
	Steering angle sensor
	Yaw rate & lateral G sensor
FB-45	A/C control panel
	Rear A/C relay
FB-46	A/C relay
	Intake door actuator
	Auto A/C control module
	Pressure switch
	Blower motor relay
FB-47	Occupant detection control module
FB-48	TPM control module
	Power seat LH (with memory)
FB-49	Impact sensor
	TV monitor
ACC-1	Front washer motor
BAT-1	Main fan relay
ST-1	Inhibitor relay
ST-2	Starter relay