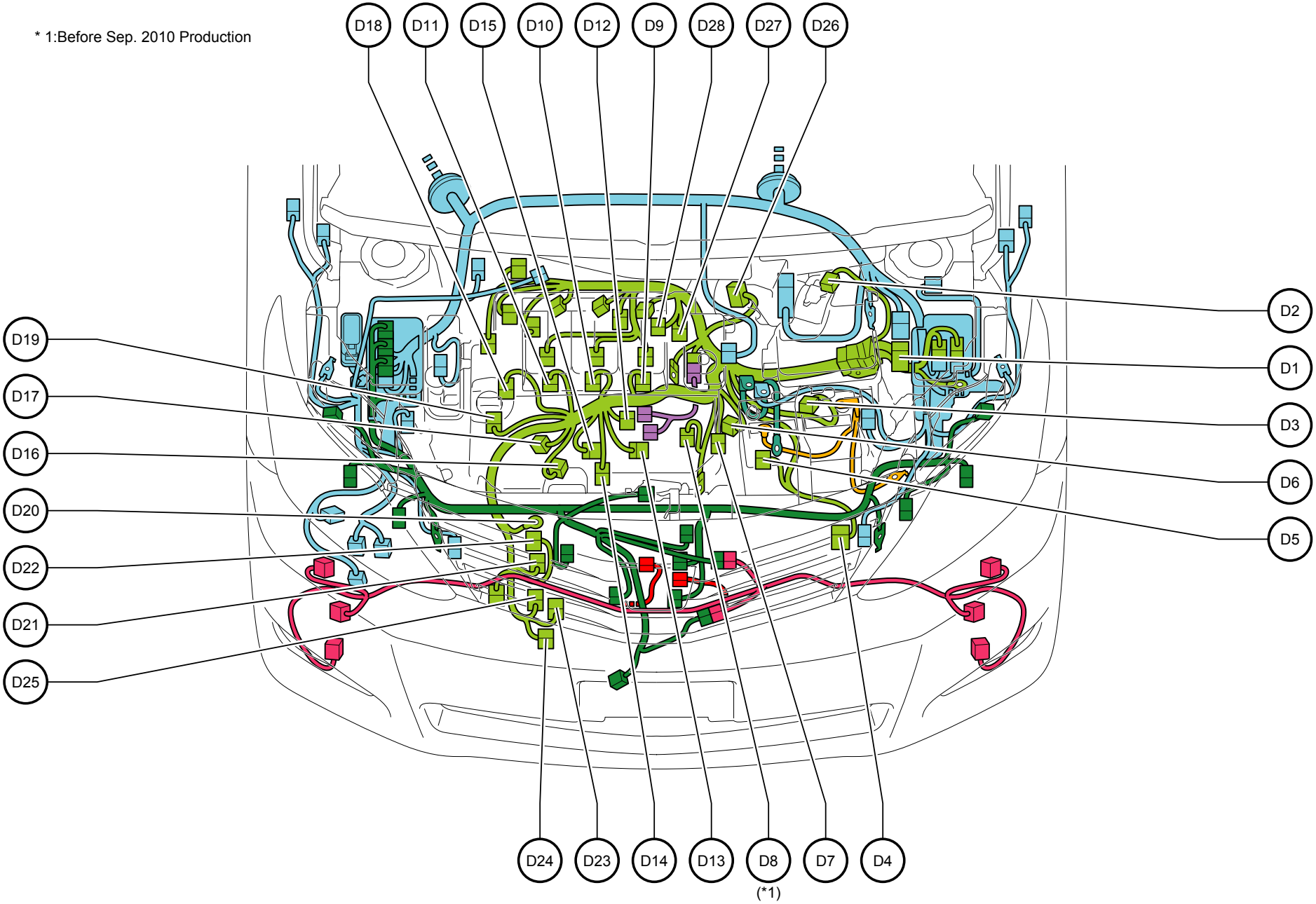
* 1:Before Sep. 2010 Production
D18
D11
D15
D10
D12
D9
D28
D27
D26
D2
D1
D3
D6
D5
D19
D17
D16
D20
D22
D21
D25
D24
D23
D14
D13
D8
(*1)
D7
D4

D 1 ECM
D 2 Intake Air Flow Meter Sub-Assembly
D 3 Park/Neutral Position Switch
D 4 Transmission Control ECU Assembly
D 5 Starter Assembly
D 6 E.F.I. Engine Coolant Temperature Sensor
D 7 Air Fuel Ratio Sensor (Bank 2 Sensor 1)
D 8 Purge VSV
D 9 Fuel Injector Assembly No.6
D 10 Fuel Injector Assembly No.4
D 11 Fuel Injector Assembly No.2
D 12 Noise Filter (Ignition Bank 2)
D 13 Ignition Coil Assembly No.6
D 14 VVT Sensor (Bank 2 Exhaust Side)
D 15 Ignition Coil Assembly No.4
D 16 Ignition Coil Assembly No.2
D 17 Cam Timing Oil Control Valve (Bank 2 Exhaust Side)
D 18 Cam Timing Oil Control Valve (Bank 2 Intake Side)
D 19 VVT Sensor (Bank 2 Intake Side)
D 20 Generator Assembly
D 21 Generator Assembly
D 22 Crank Position Sensor
D 23 Engine Oil Pressure Switch Assembly
D 24 Oxygen Sensor (Bank 2 Sensor 2)
D 25 With Pulley Compressor Assembly
D 26 Throttle with Motor Body Assembly
D 27 Air Fuel Ratio Sensor (Bank 1 Sensor 1)
D 28 Noise Filter (Ignition Bank 1)

D 1
Black

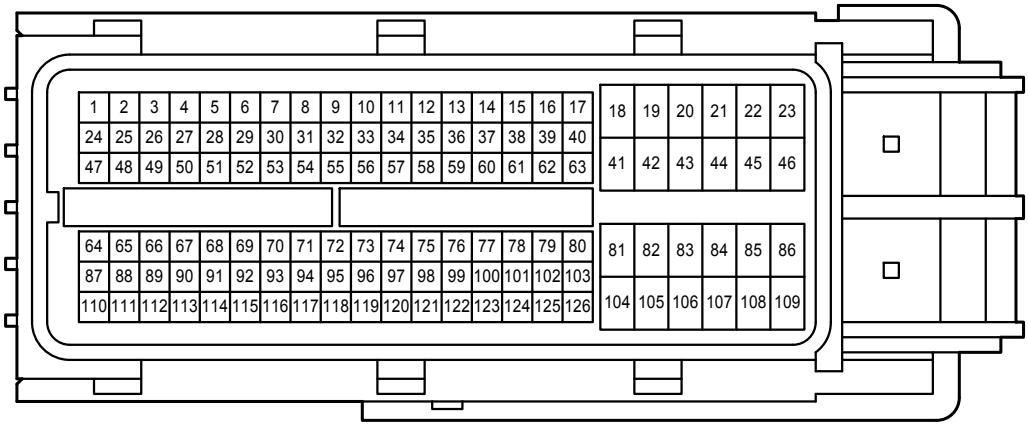

D 2
Black

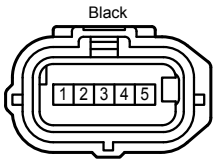

D 3
Gray

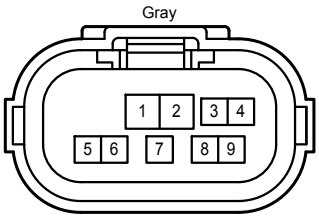

D 4
Black

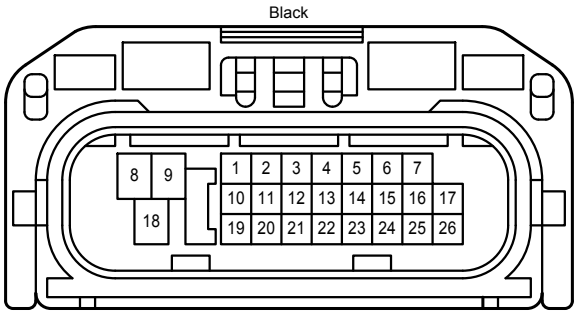

D 5
Black

D 6
Black

D 7
Dark Gray

D 8
Black

D 9
Gray

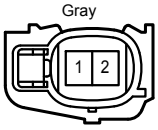

D 10
Black

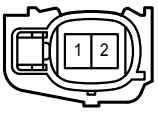

D 11
Gray

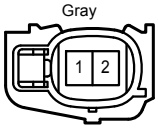

D 12
Gray



D 13
Black

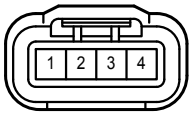

D 14
Black



D 15
Brown

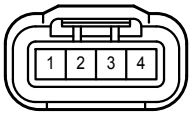

D 16
Black

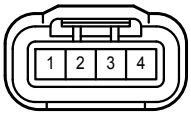

D 17
Black

D 18
Black

D 19
Black



D 20

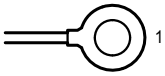

D 21
Black

D 22
Black



D 23
Gray

D 24
Dark Gray

D 25
Black

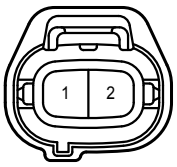

D 26
Black

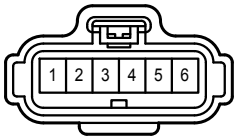

D 27
Dark Gray

D 28
Gray