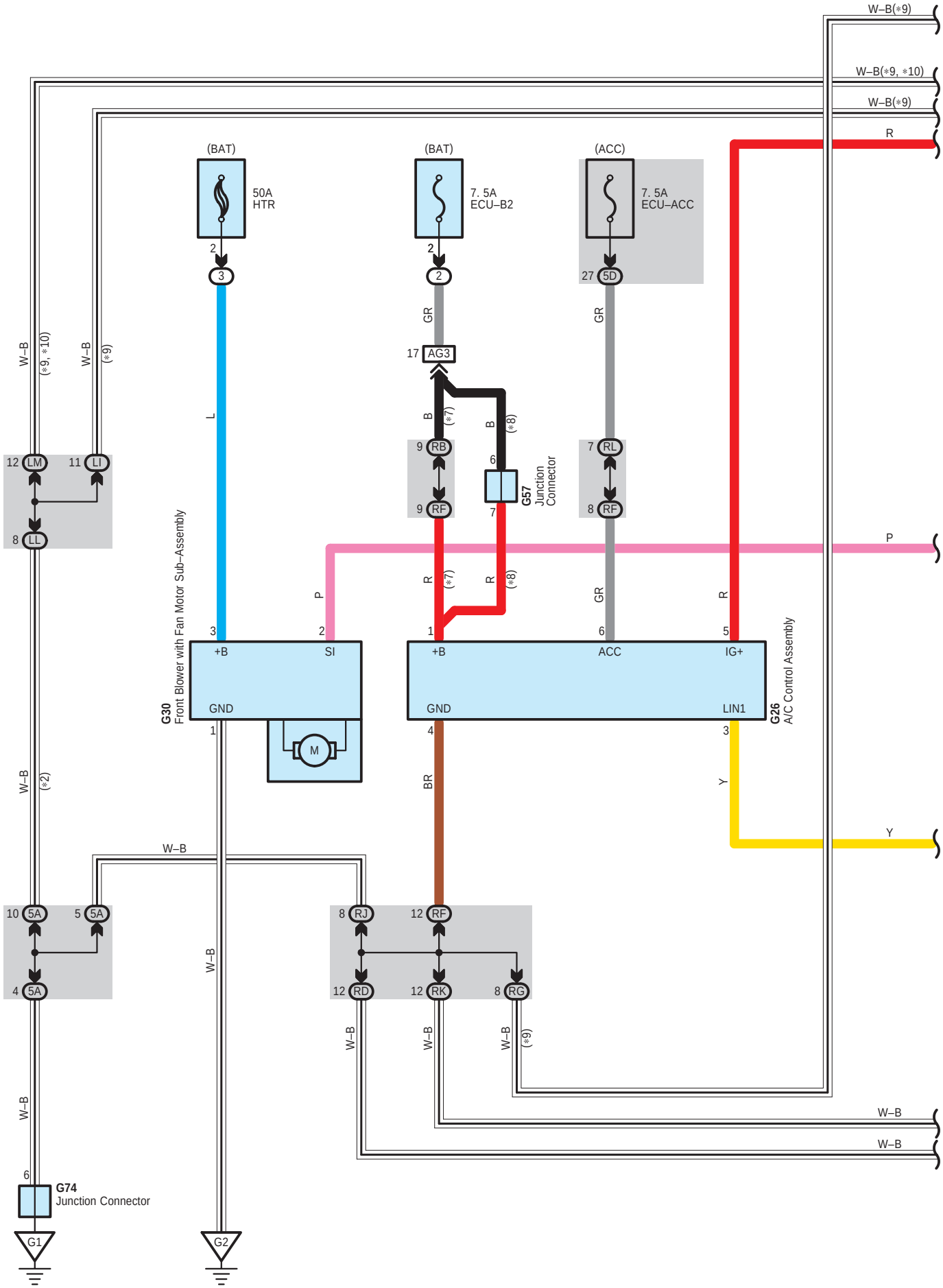
W–B(*9)
W–B(*9, *10)
W–B(*9)
R
(BAT)
50A
HTR
(BAT)
7. 5A
ECU–B2
(ACC)
7. 5A
ECU–ACC
2
3
2
2
27
5D
GR
GR
17
AG3
B
(*7)
B
(*8)
9
RB
6
7
RL
12
LM
11
LI
9
RF
7
8
RF
8
LL
P
R
(*7)
R
(*8)
GR
R
P
3
2
1
6
5
+B
SI
+B
ACC
IG+
G30
Front Blower with Fan Motor Sub–Assembly
GND
1
M
GND
4
LIN1
3
G26
A/C Control Assembly
BR
Y
Y
W–B
W–B
(*9, *10)
W–B
(*9)
W–B
(*2)
W–B
10
5A
5
5A
4
5A
W–B
8
RJ
12
RF
12
RD
12
RK
8
RG
W–B
W–B
W–B
(*9)
W–B
W–B
W–B
6
G74
Junction Connector
G1
G2

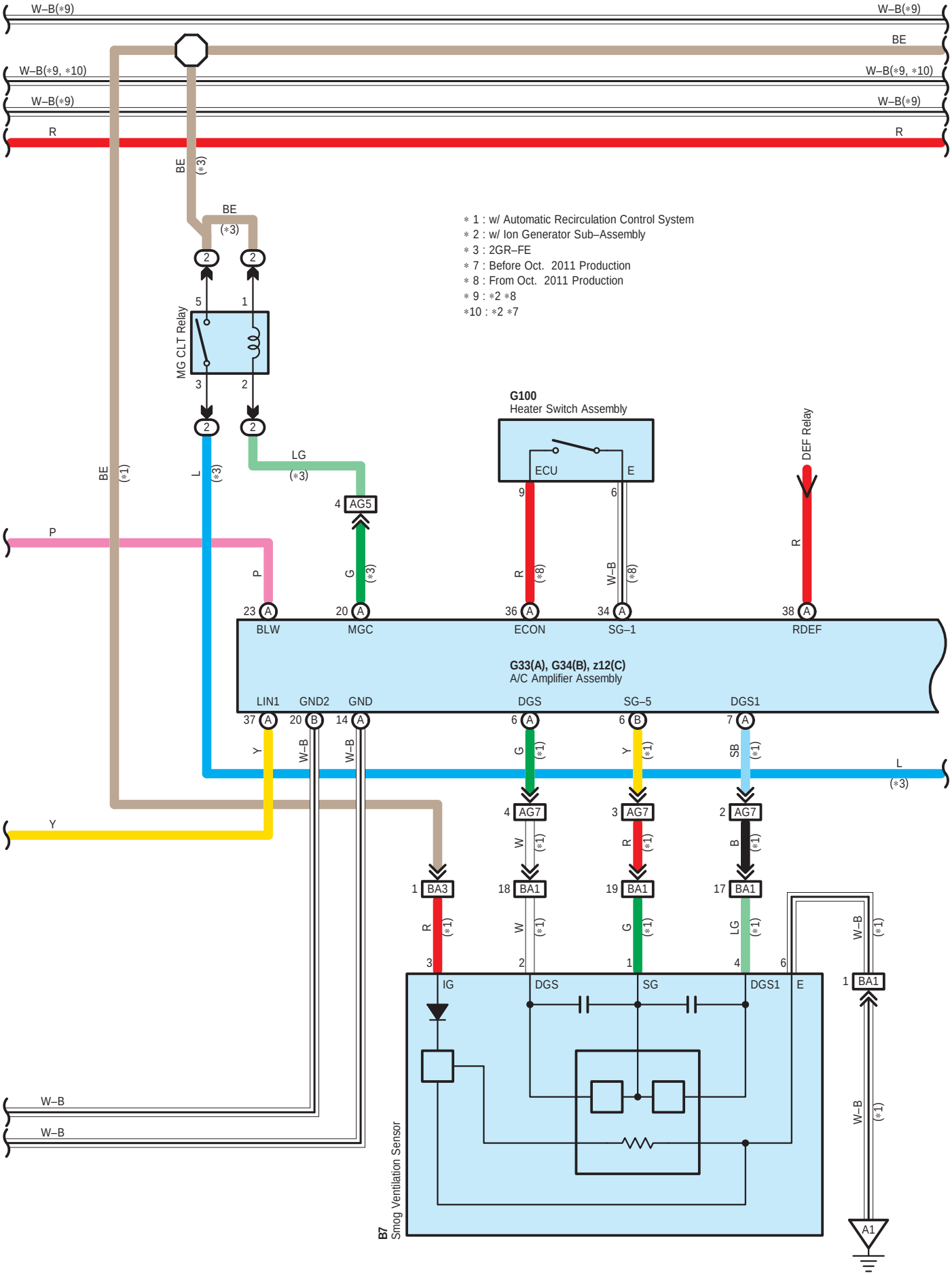

* 1 : w/ Automatic Recirculation Control System
* 2 : w/ Ion Generator Sub–Assembly
* 3 : 2GR–FE
* 7 : Before Oct. 2011 Production
* 8 : From Oct. 2011 Production
* 9 : *2 *8
*10 : *2 *7

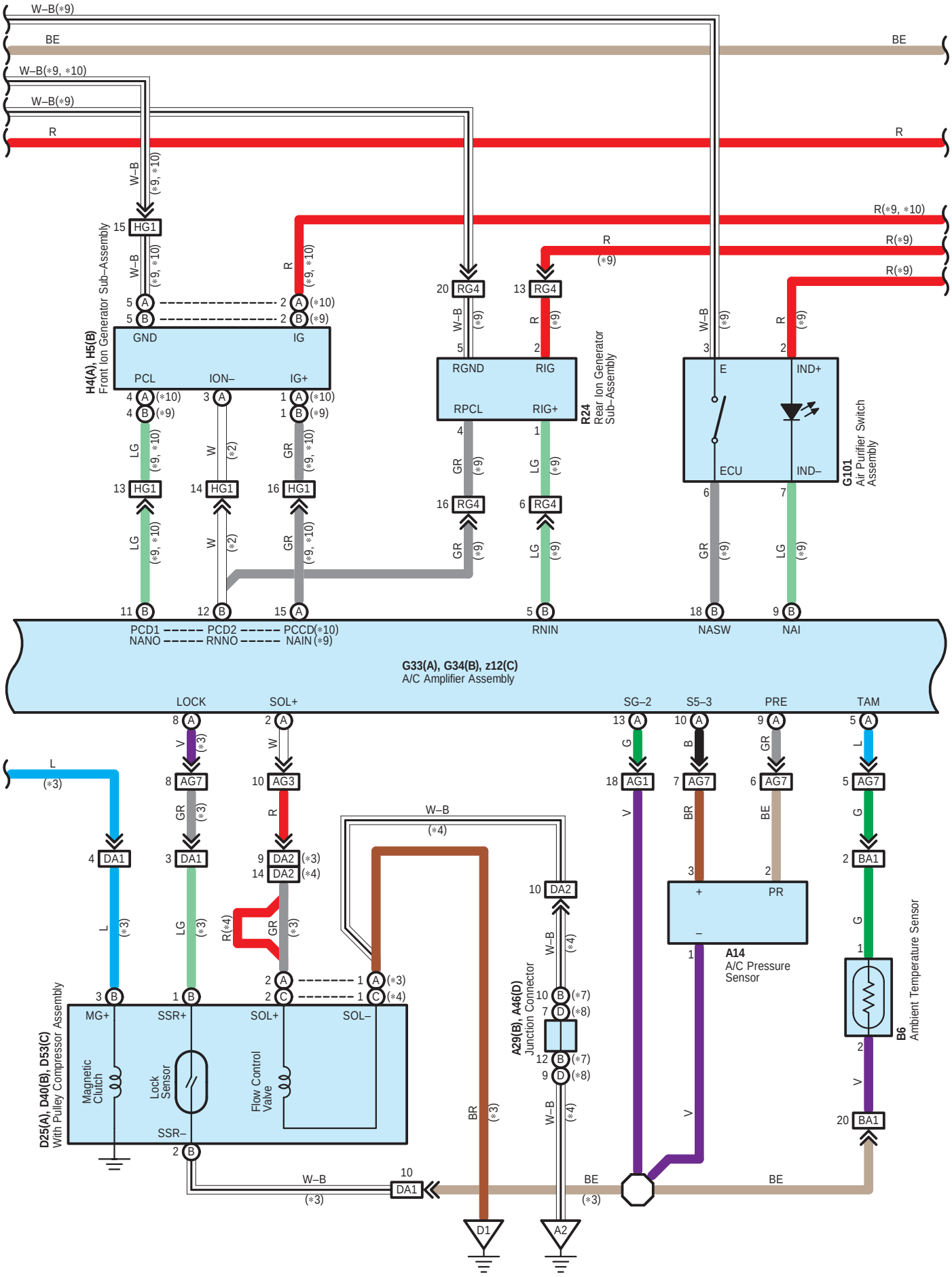
W–B(*9)
BE
W–B(*9, *10)
W–B(*9)
R
H4(A), H5(B)
Front Ion Generator Sub–Assembly
GND
IG
PCL
ION–
IG+
R24
Rear Ion Generator
Sub–Assembly
RGND
RIG
RPCL
RIG+
G101
Air Purifier Switch
Assembly
E
IND+
ECU
IND–
PCD1
PCD2
PCCD(*10)
NANO
RNNO
NAIN(*9)
RNIN
NASW
NAI
G33(A), G34(B), z12(C)
A/C Amplifier Assembly
LOCK
SOL+
SG–2
S5–3
PRE
TAM
D25(A), D40(B), D53(C)
With Pulley Compressor Assembly
MG+
SSR+
SOL+
SOL–
SSR–
Magnetic
Clutch
Lock
Sensor
Flow Control
Valve
A29(B), A46(D)
Junction Connector
A14
A/C Pressure
Sensor
B6
Ambient Temperature Sensor
D1
A2

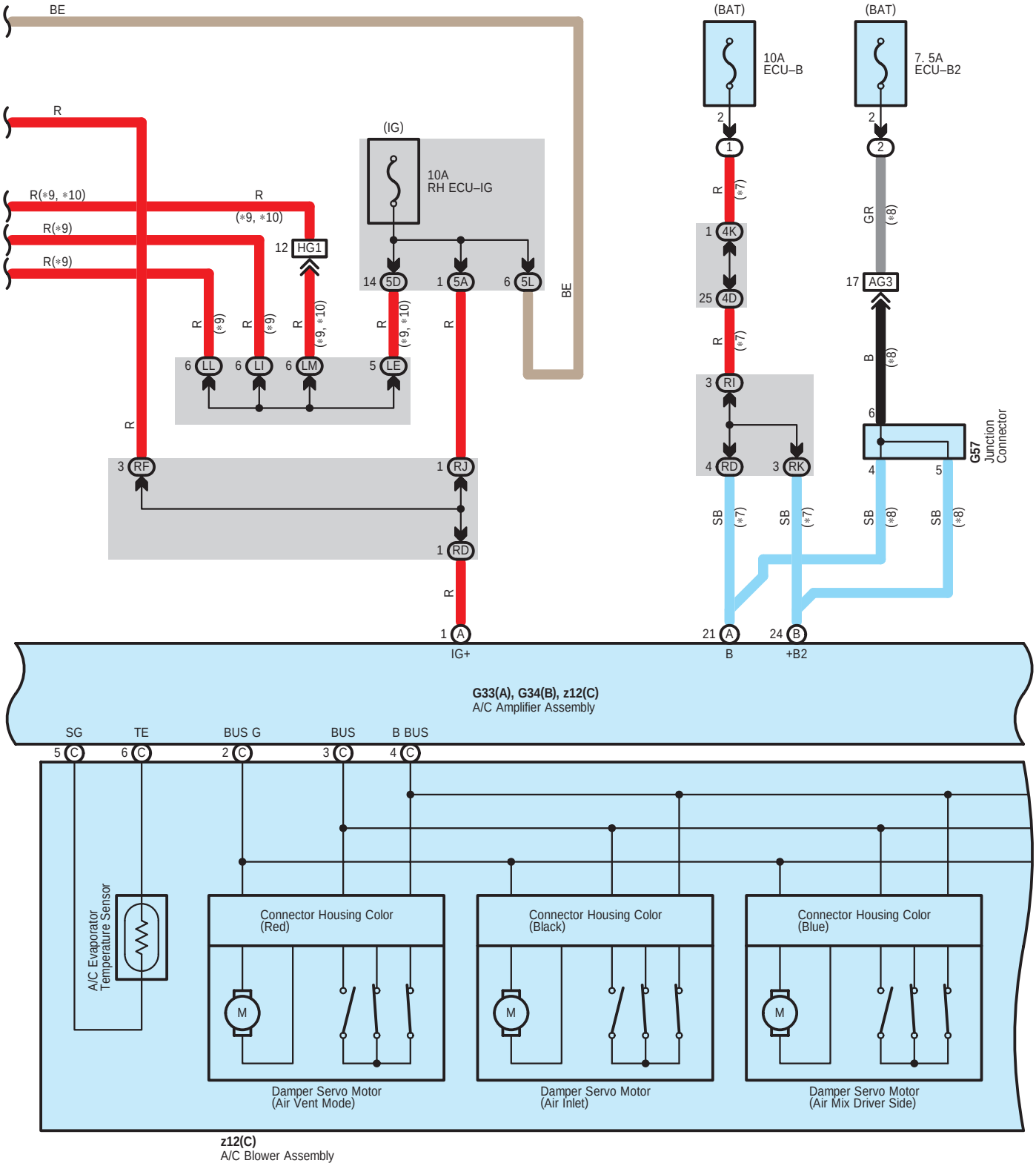

∗ 2 : w/ Ion Generator Sub–Assembly
∗ 3 : 2GR–FE
∗ 4 : 2AZ–FE
∗ 7 : Before Oct. 2011 Production
∗ 8 : From Oct. 2011 Production
∗ 9 : ∗2 ∗8
∗10 : ∗2 ∗7

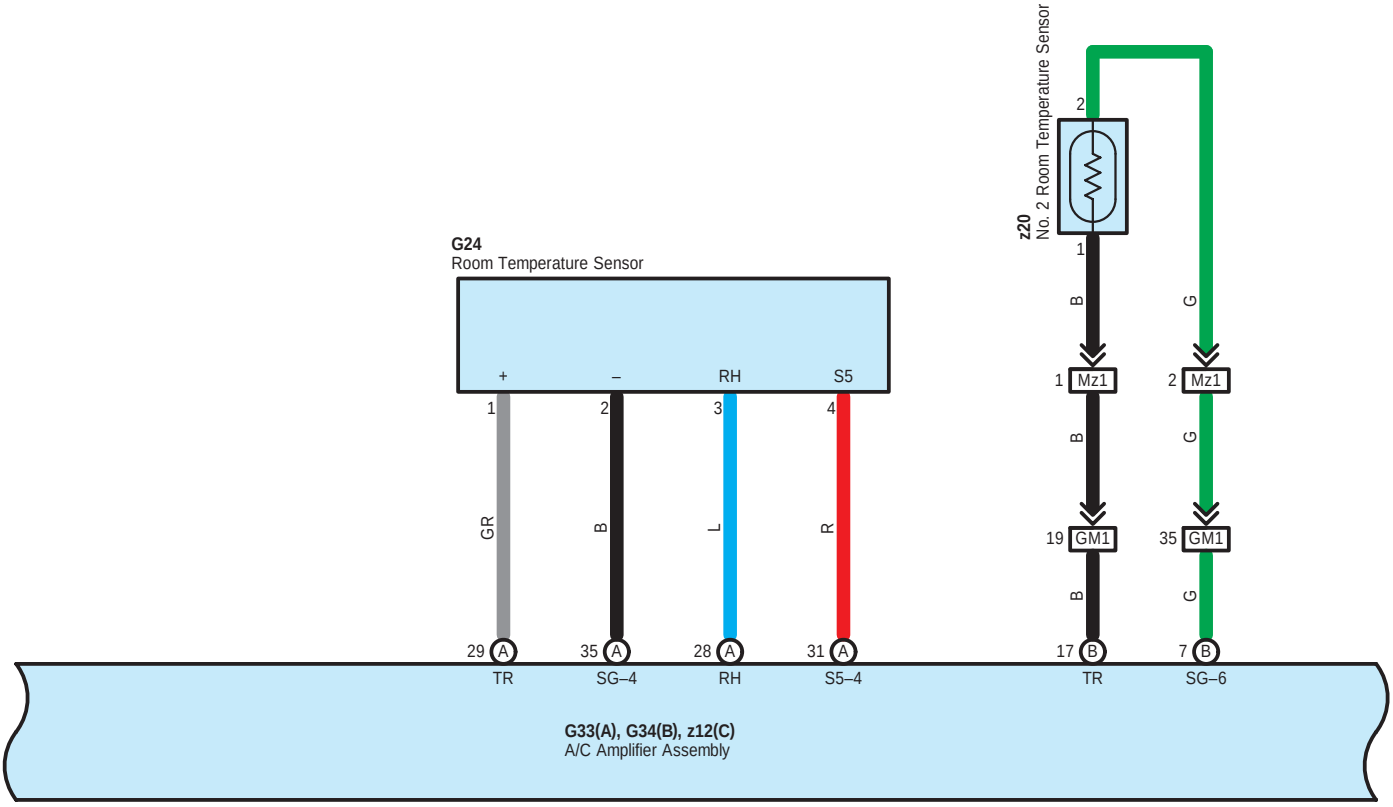

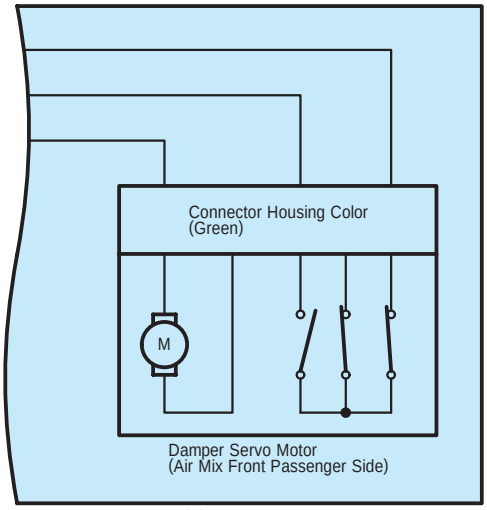

z12(C)
A/C Blower Assembly

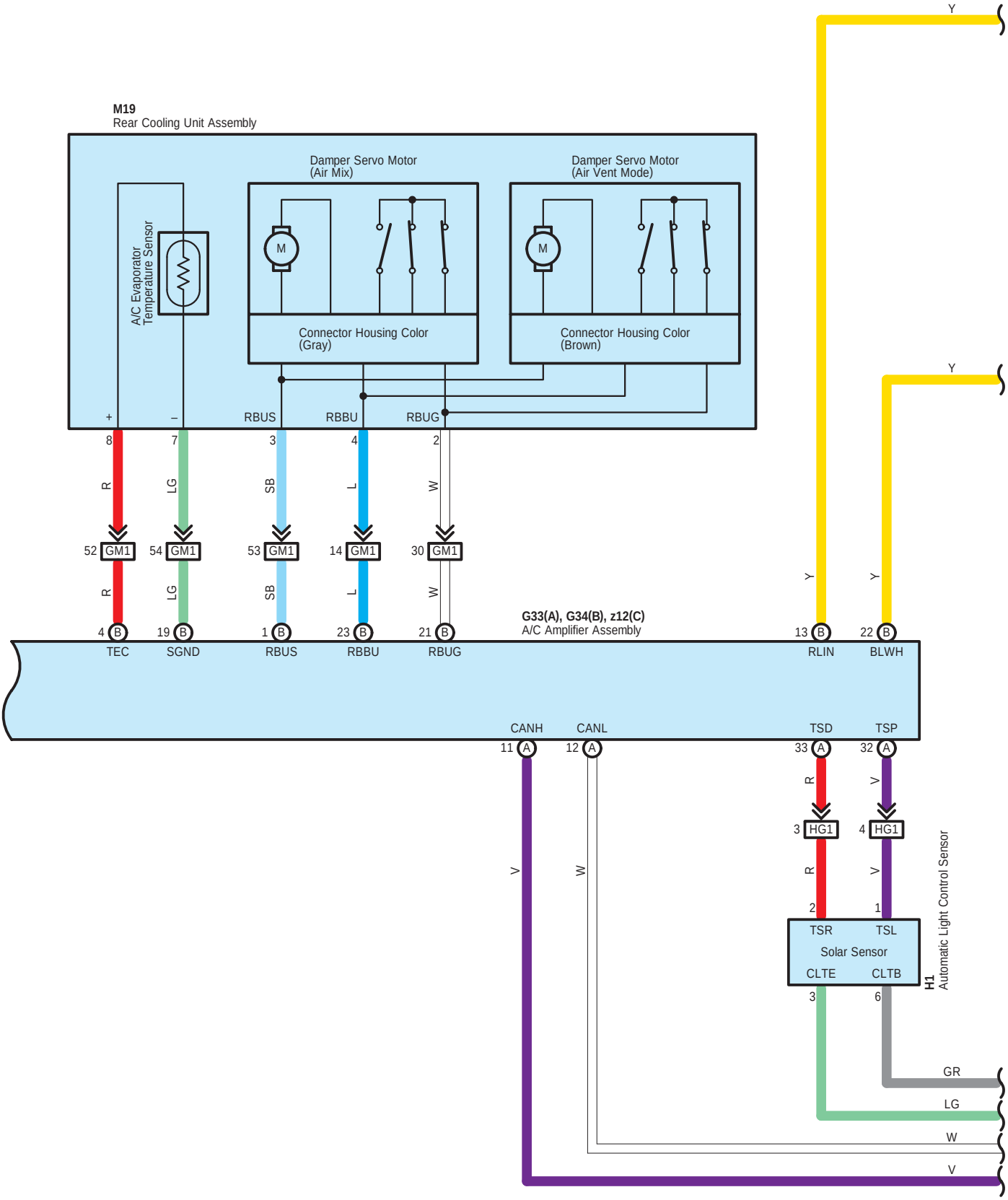
M19
Rear Cooling Unit Assembly
Damper Servo Motor
(Air Mix)
Damper Servo Motor
(Air Vent Mode)
A/C Evaporator
Temperature Sensor
M
M
Connector Housing Color
(Gray)
Connector Housing Color
(Brown)
+
–
RBUS
RBBU
RBUG
8
7
3
4
2
R
LG
SB
L
W
52 GM1
54 GM1
53 GM1
14 GM1
30 GM1
R
LG
SB
L
W
4 B
19 B
1 B
23 B
21 B
TEC
SGND
RBUS
RBBU
RBUG
G33(A), G34(B), z12(C)
A/C Amplifier Assembly
Y
Y
Y
Y
13 B
22 B
RLIN
BLWH
CANH
CANL
11 A
12 A
TSD
TSP
33 A
32 A
R
V
3 HG1
4 HG1
R
V
2
1
TSR
TSL
Solar Sensor
CLTE
CLTB
3
6
H1
Automatic Light Control Sensor
V
W
GR
LG
W
V

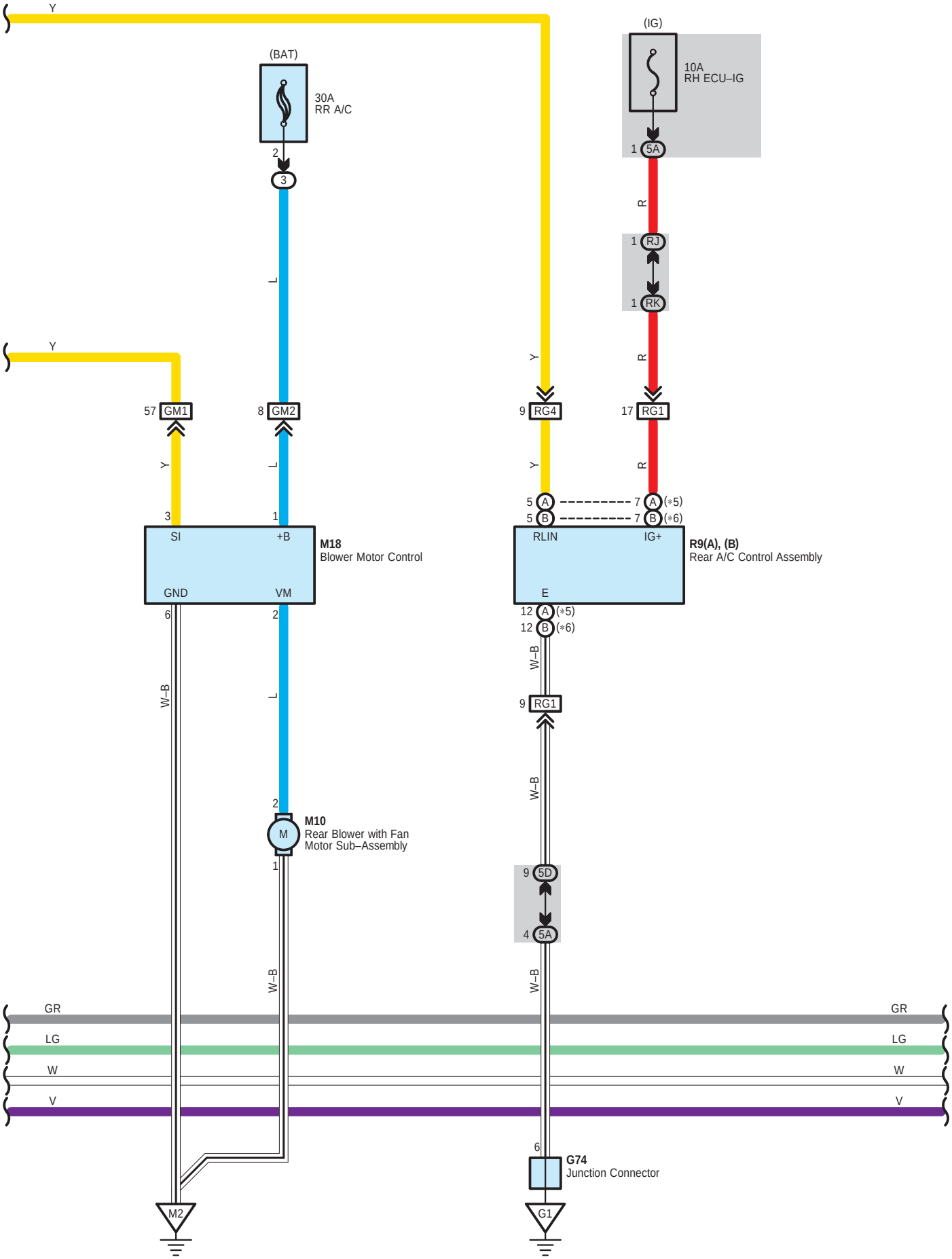
Y
(BAT)
30A
RR A/C
2
3
L
(IG)
10A
RH ECU–IG
1 5A
R
1 RJ
1 RK
R
Y
57 GM1
8 GM2
9 RG4
17 RG1
Y
L
Y
R
3
1
5 A
5 B
7 A (*5)
7 B (*6)
SI
+B
RLIN
IG+
M18
Blower Motor Control
R9(A), (B)
Rear A/C Control Assembly
GND
VM
E
6
2
12 A (*5)
12 B (*6)
W–B
L
9 RG1
W–B
2
M
M10
Rear Blower with Fan
Motor Sub–Assembly
1
9 5D
4 5A
W–B
W–B
GR
LG
W
V
GR
LG
W
V
6
G74
Junction Connector
M2
G1

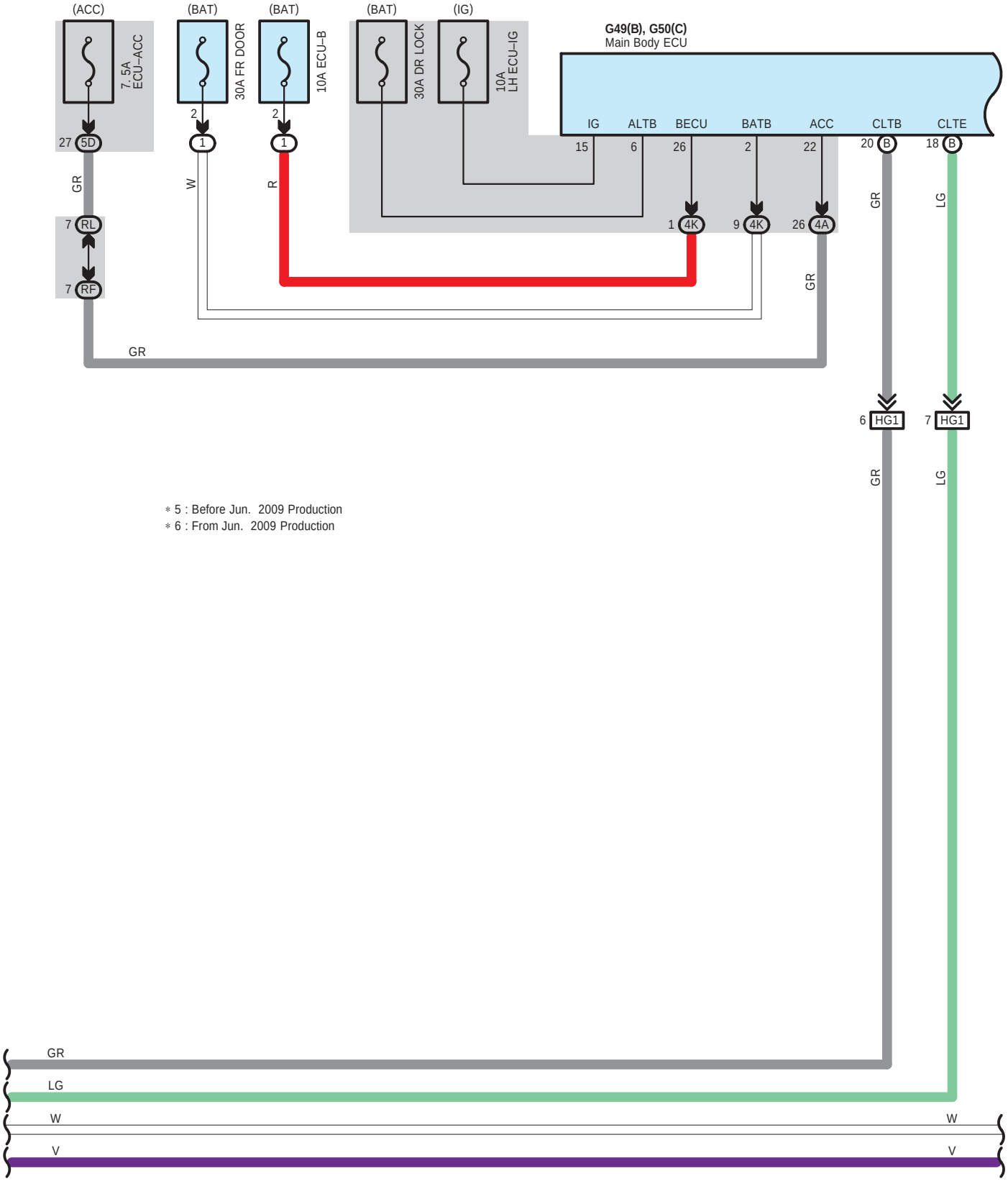

∗ 5 : Before Jun. 2009 Production
∗ 6 : From Jun. 2009 Production

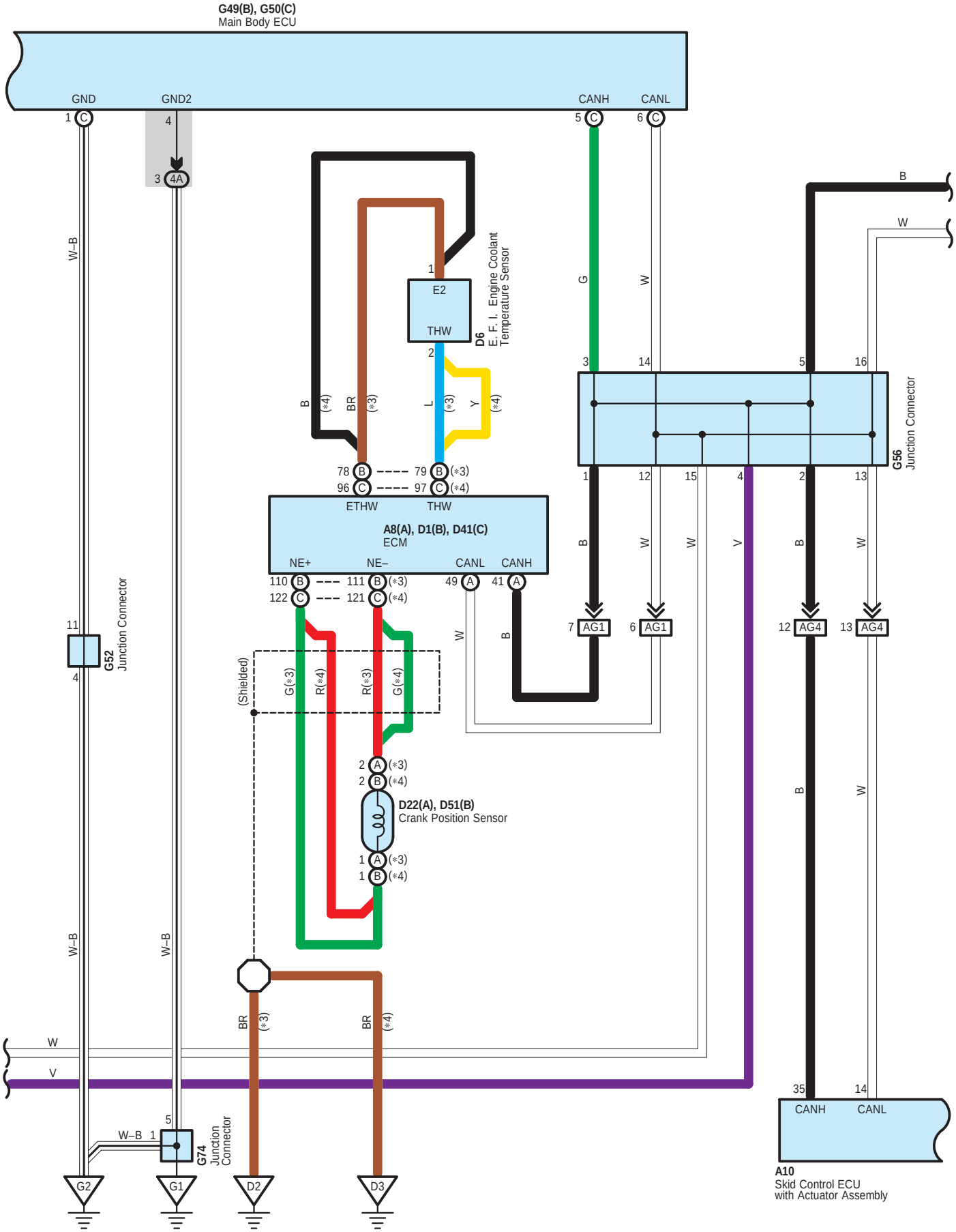
G49(B), G50(C)
Main Body ECU
GND
GND2
CANH
CANL
D6
E. F. I. Engine Coolant Temperature Sensor
E2
THW
G56
Junction Connector
A8(A), D1(B), D41(C)
ECM
ETHW
THW
NE+
NE–
CANL
CANH
AG1
AG4
G52
Junction Connector
(Shielded)
D22(A), D51(B)
Crank Position Sensor
G74
Junction Connector
A10
Skid Control ECU
with Actuator Assembly
G2
G1
D2
D3

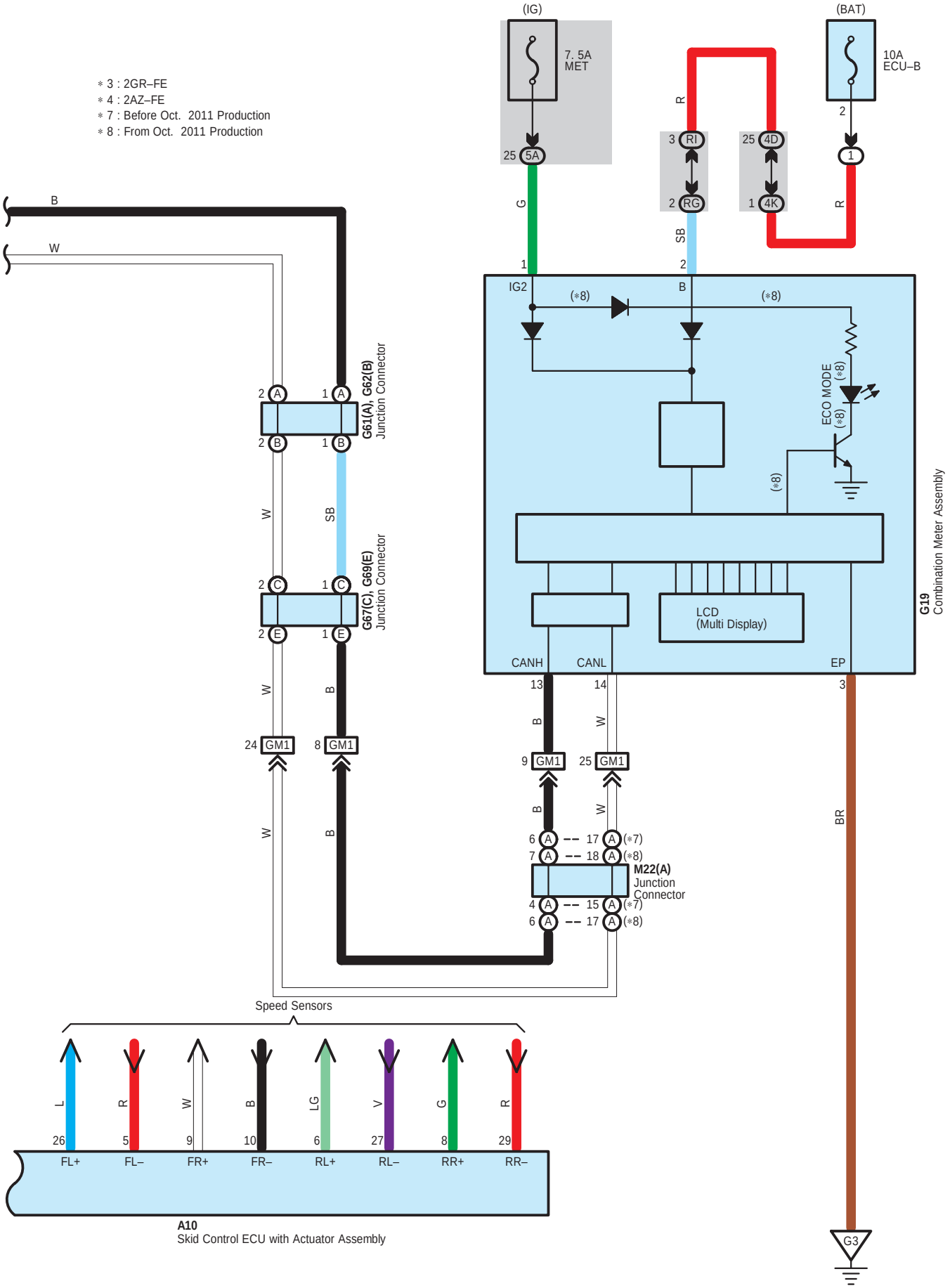
∗ 3 : 2GR–FE
∗ 4 : 2AZ–FE
∗ 7 : Before Oct. 2011 Production
∗ 8 : From Oct. 2011 Production
(IG)
7. 5A
MET
25 5A
(BAT)
10A
ECU–B
2
1
3 RI
2 RG
25 4D
1 4K
R
G
SB
B
W
IG2
(∗8)
ECO MODE
LCD
(Multi Display)
CANH
CANL
EP
G19
Combination Meter Assembly
G61(A), G62(B)
Junction Connector
G67(C), G69(E)
Junction Connector
24 GM1
8 GM1
9 GM1
25 GM1
M22(A)
Junction
Connector
BR
G3
Speed Sensors
L
R
W
B
LG
V
G
R
26
5
9
10
6
27
8
29
FL+
FL–
FR+
FR–
RL+
RL–
RR+
RR–
A10
Skid Control ECU with Actuator Assembly

A 8
Black

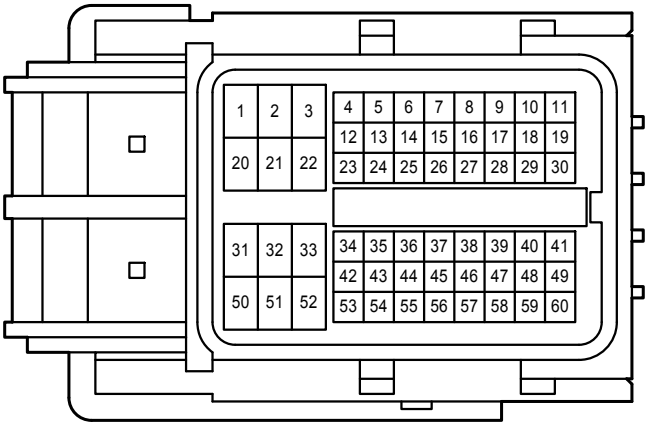

A 10
Black

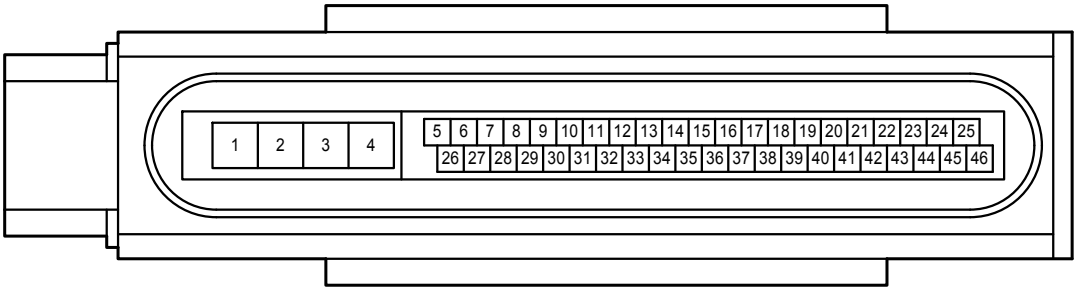

A 14
Black

A 29
Black

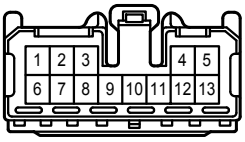

(From Jun. 2009 Production)

A 46
White

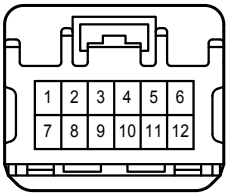

B 6
Black

B 7
Black

D 1
Black

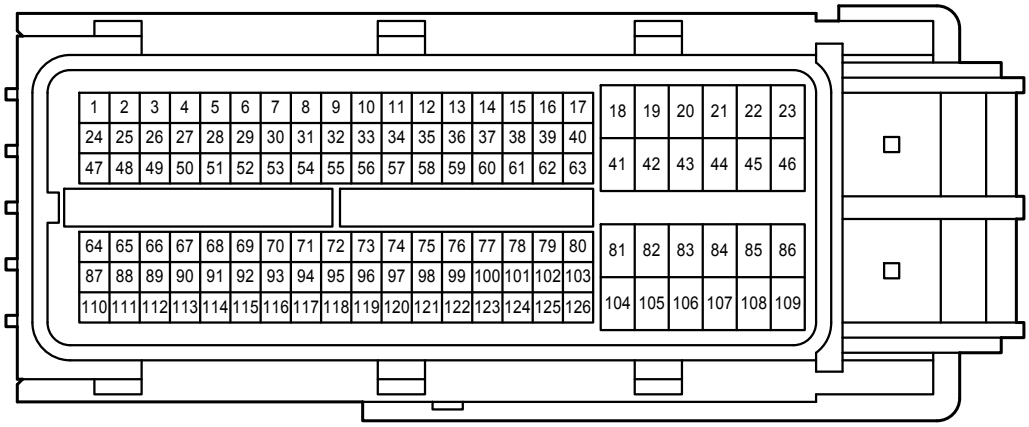

D 6
Black



D 22
Black



D 25
Black

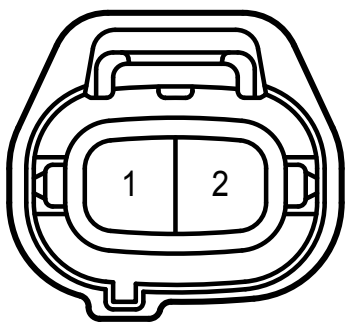

D 40
Gray



D 41
Black

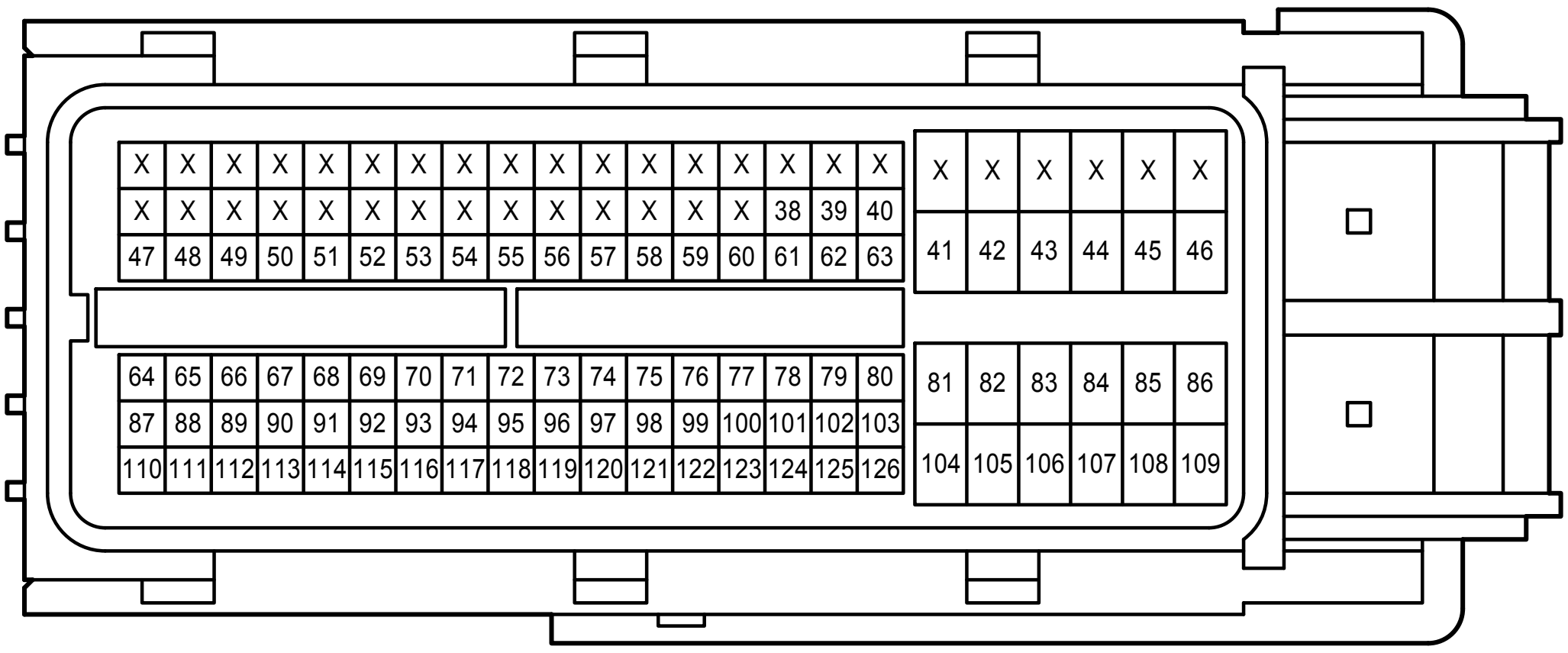

D 51
Gray



D 53
Gray

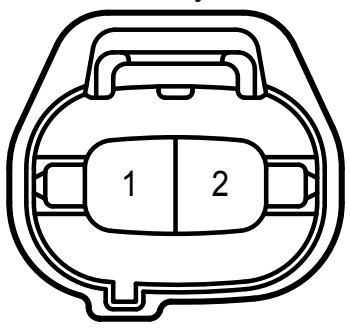

G 19
White

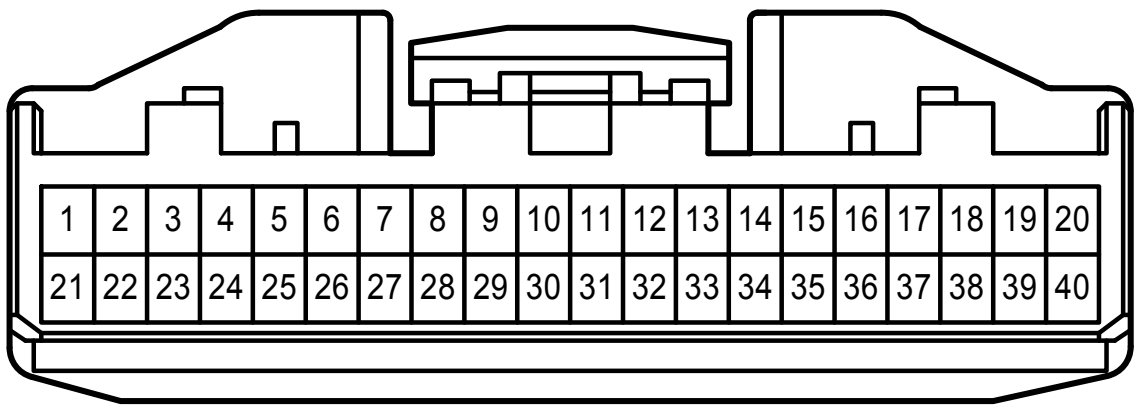

G 24
Black

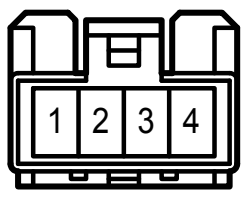

G 26
Black



G 30
Black

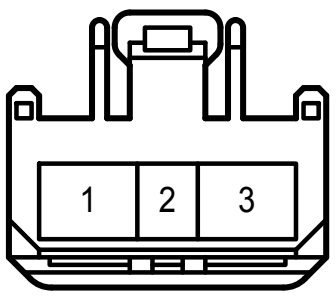

G 33
White

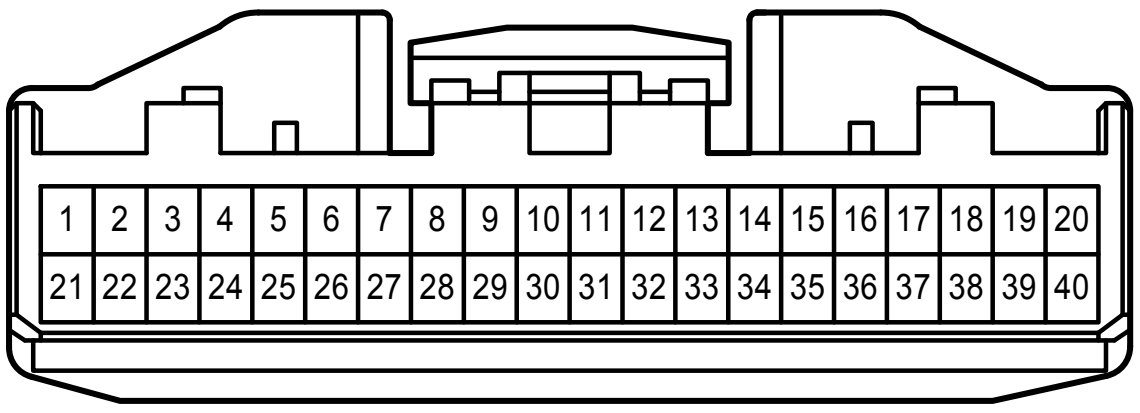

G 34
White

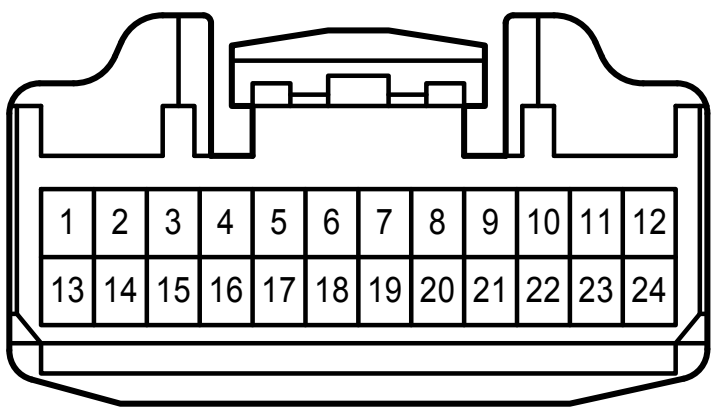

G 49
White

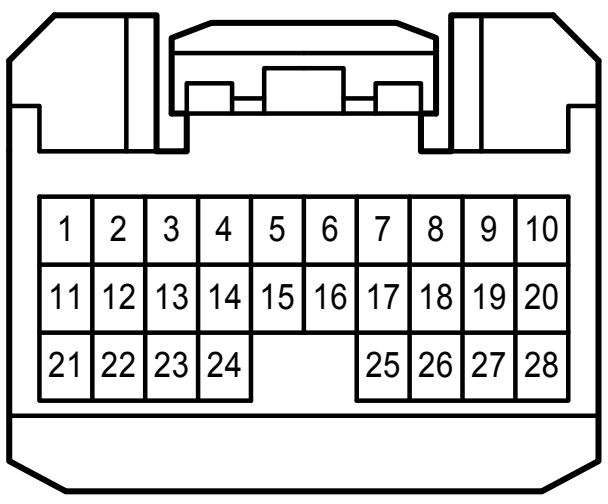

G 50
White

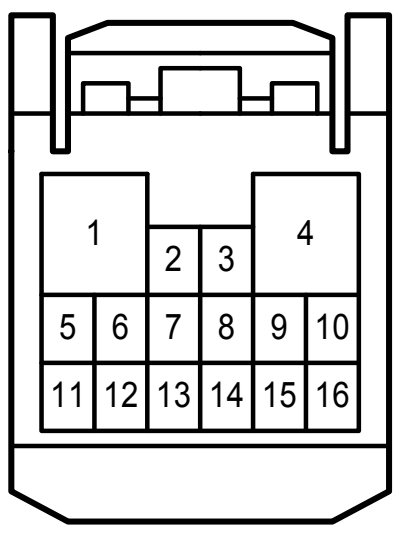

G 52
Gray

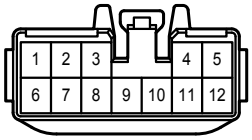

G 56
Gray

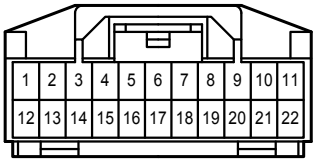

G 57
Black

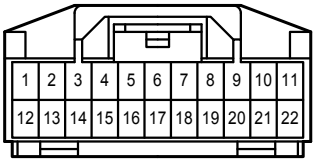

G 61
Brown

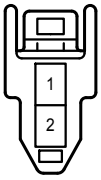

G 62
Brown

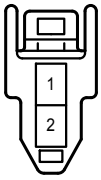

G 67
White

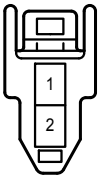

G 69
Black

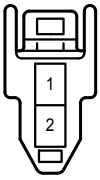

G 74
White

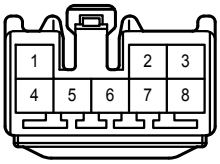

G100
White

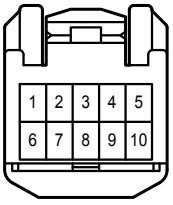

G101
Black

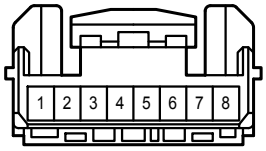

H 1
Black

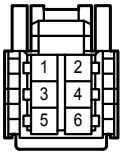

H 4
White

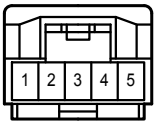

H 5
White

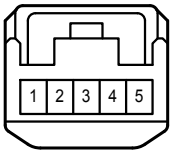

M 10
Black



M 18
Black



M 19
White



M 22
Black

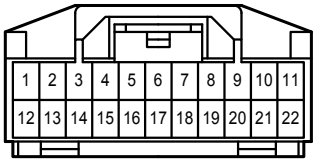

R 9
Black

(From Jun. 2009 Production)

R 9
White

(Before Jun. 2009 Production)

R 24
White

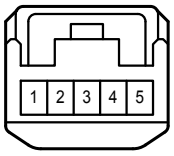

z 12
White

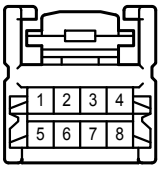

z 20
Black



4A
White

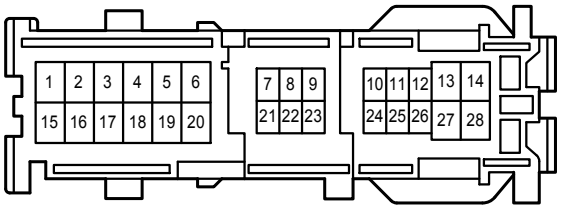

4D
White

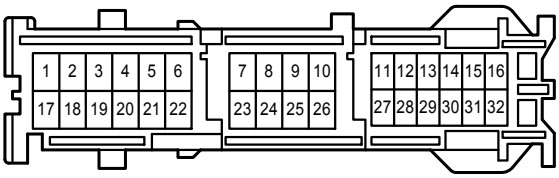

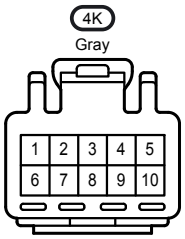
4K
Gray
1 2 3 4 5
6 7 8 9 10

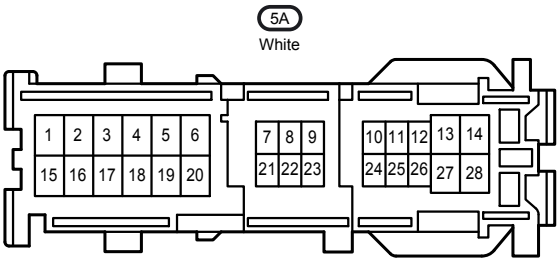
5A
White
1 2 3 4 5 6
15 16 17 18 19 20
7 8 9
21 22 23
10 11 12 13 14
24 25 26 27 28

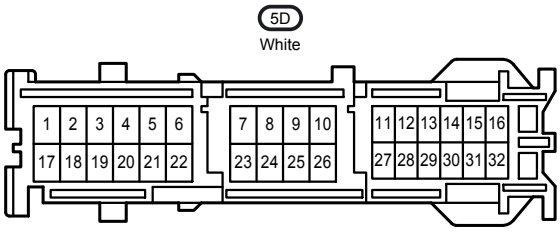
5D
White
1 2 3 4 5 6
17 18 19 20 21 22
7 8 9 10
23 24 25 26
11 12 13 14 15 16
27 28 29 30 31 32

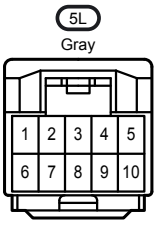
5L
Gray
1 2 3 4 5
6 7 8 9 10

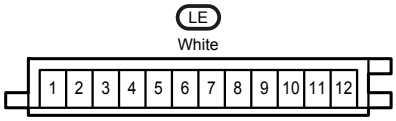
LE
White
1 2 3 4 5 6 7 8 9 10 11 12

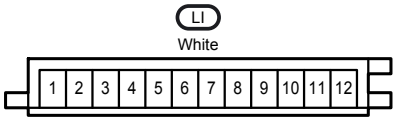
LI
White
1 2 3 4 5 6 7 8 9 10 11 12

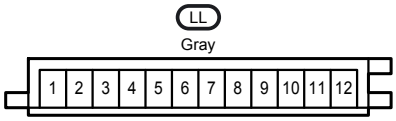
LL
Gray
1 2 3 4 5 6 7 8 9 10 11 12

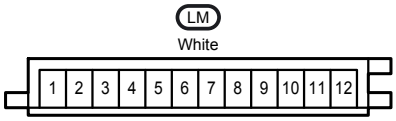
LM
White
1 2 3 4 5 6 7 8 9 10 11 12

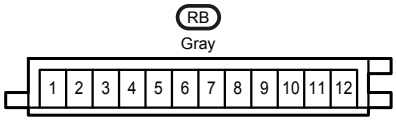
RB
Gray
1 2 3 4 5 6 7 8 9 10 11 12

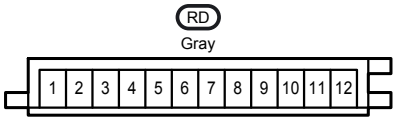
RD
Gray
1 2 3 4 5 6 7 8 9 10 11 12

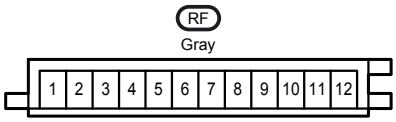
RF
Gray
1 2 3 4 5 6 7 8 9 10 11 12

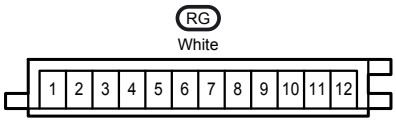
RG
White
1 2 3 4 5 6 7 8 9 10 11 12

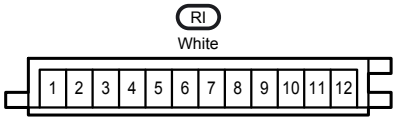
RI
White
1 2 3 4 5 6 7 8 9 10 11 12

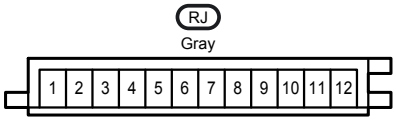
RJ
Gray
1 2 3 4 5 6 7 8 9 10 11 12

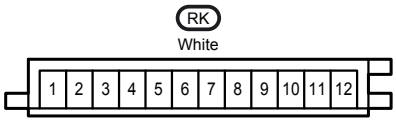
RK
White
1 2 3 4 5 6 7 8 9 10 11 12

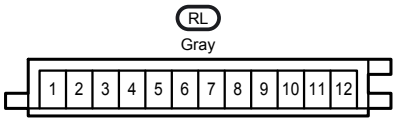
RL
Gray
1 2 3 4 5 6 7 8 9 10 11 12

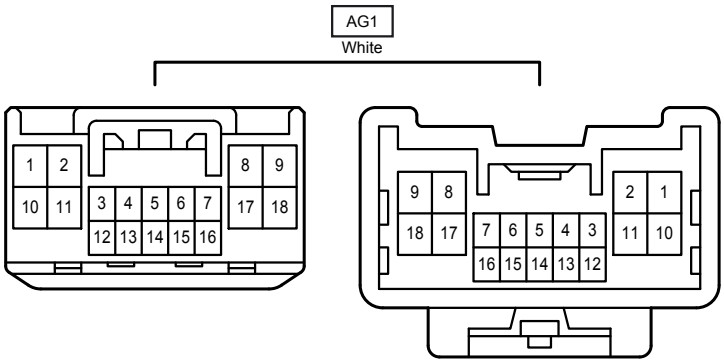
AG1
White
1 2
10 11
3 4 5 6 7
12 13 14 15 16
8 9
17 18
9 8
18 17
7 6 5 4 3
16 15 14 13 12
2 1
11 10

AG3
Gray

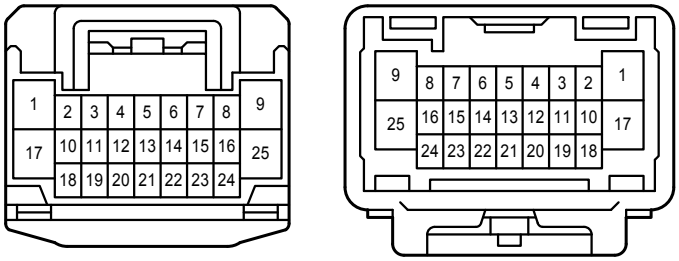

AG4
Blue

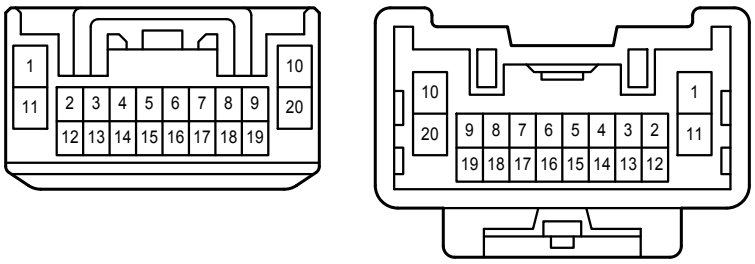

AG5
White

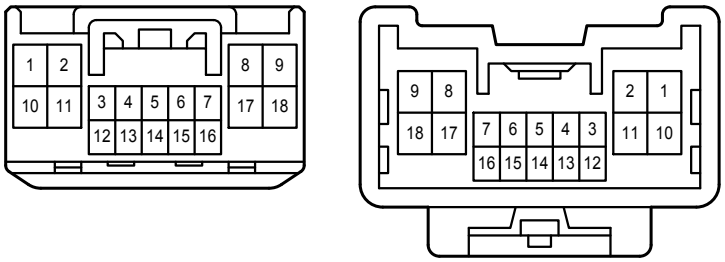

AG7
Gray

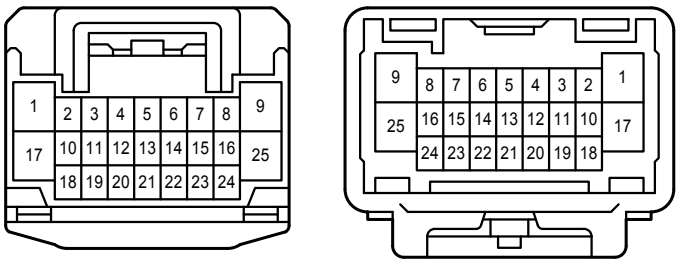

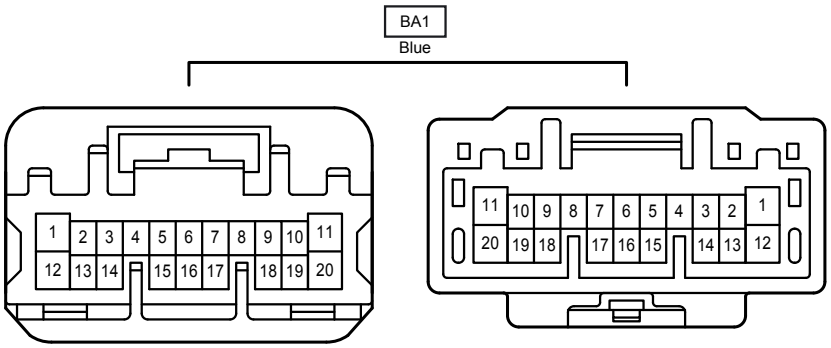
BA1
Blue

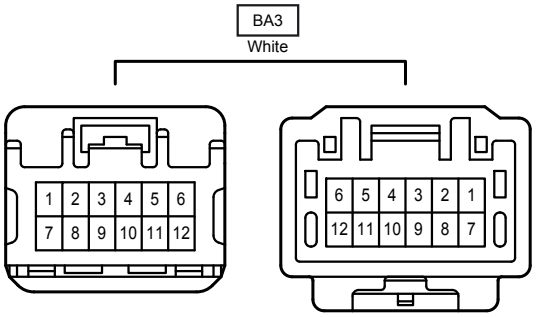
BA3
White

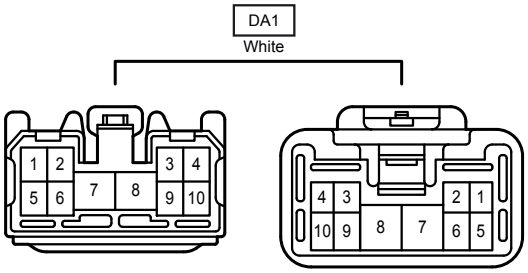
DA1
White

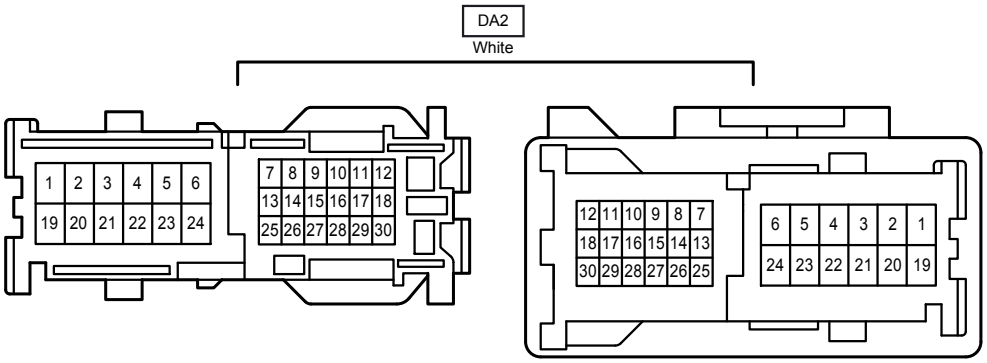
DA2
White

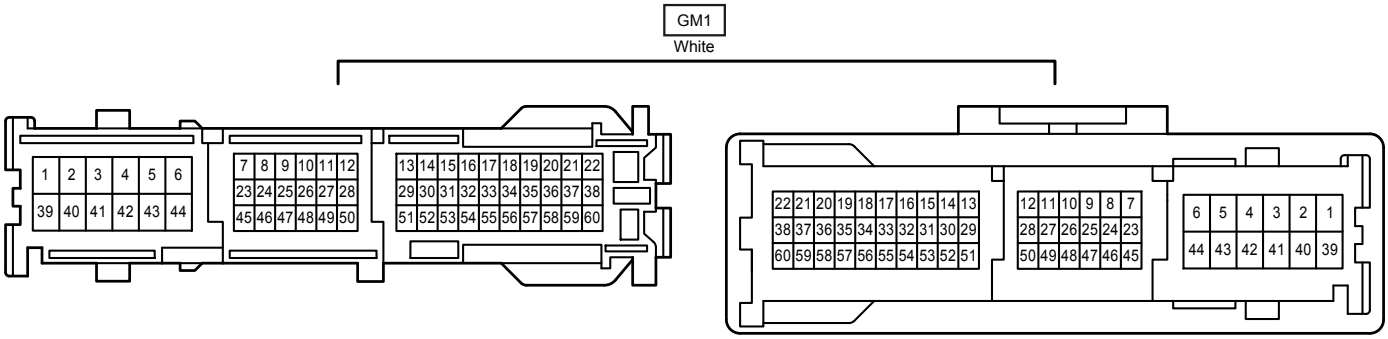
GM1
White

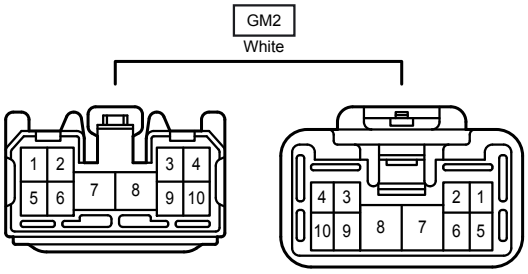
GM2
White

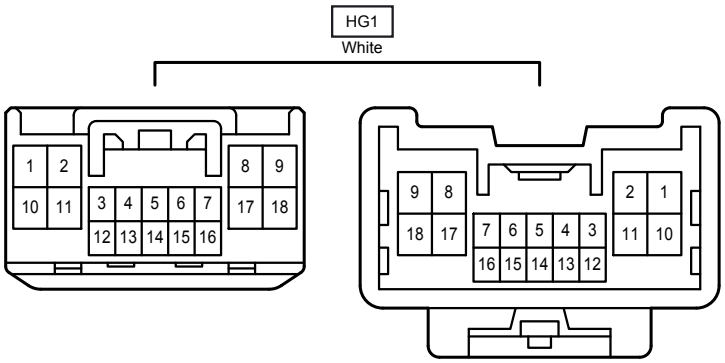
HG1
White
1 2 8 9
10 11 3 4 5 6 7 17 18
12 13 14 15 16
9 8 2 1
18 17 7 6 5 4 3 11 10
16 15 14 13 12

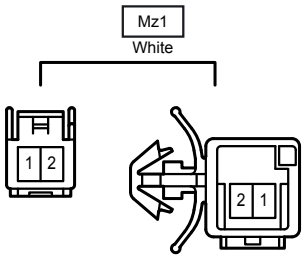
Mz1
White
1 2
2 1

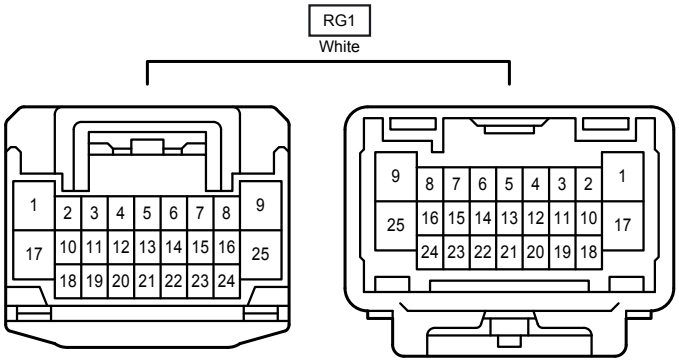
RG1
White
1 2 3 4 5 6 7 8 9
17 10 11 12 13 14 15 16 25
18 19 20 21 22 23 24
9 8 7 6 5 4 3 2 1
25 16 15 14 13 12 11 10 17
24 23 22 21 20 19 18

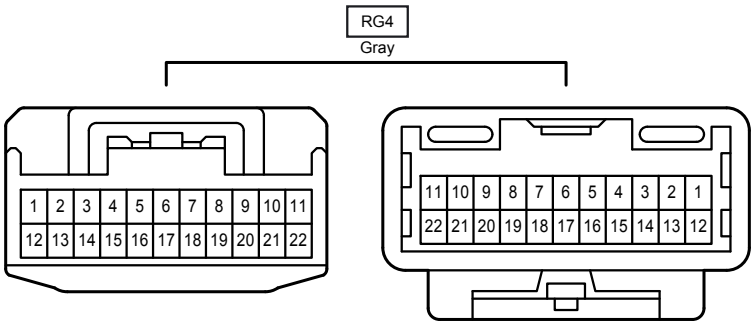
RG4
Gray
1 2 3 4 5 6 7 8 9 10 11
12 13 14 15 16 17 18 19 20 21 22
11 10 9 8 7 6 5 4 3 2 1
22 21 20 19 18 17 16 15 14 13 12