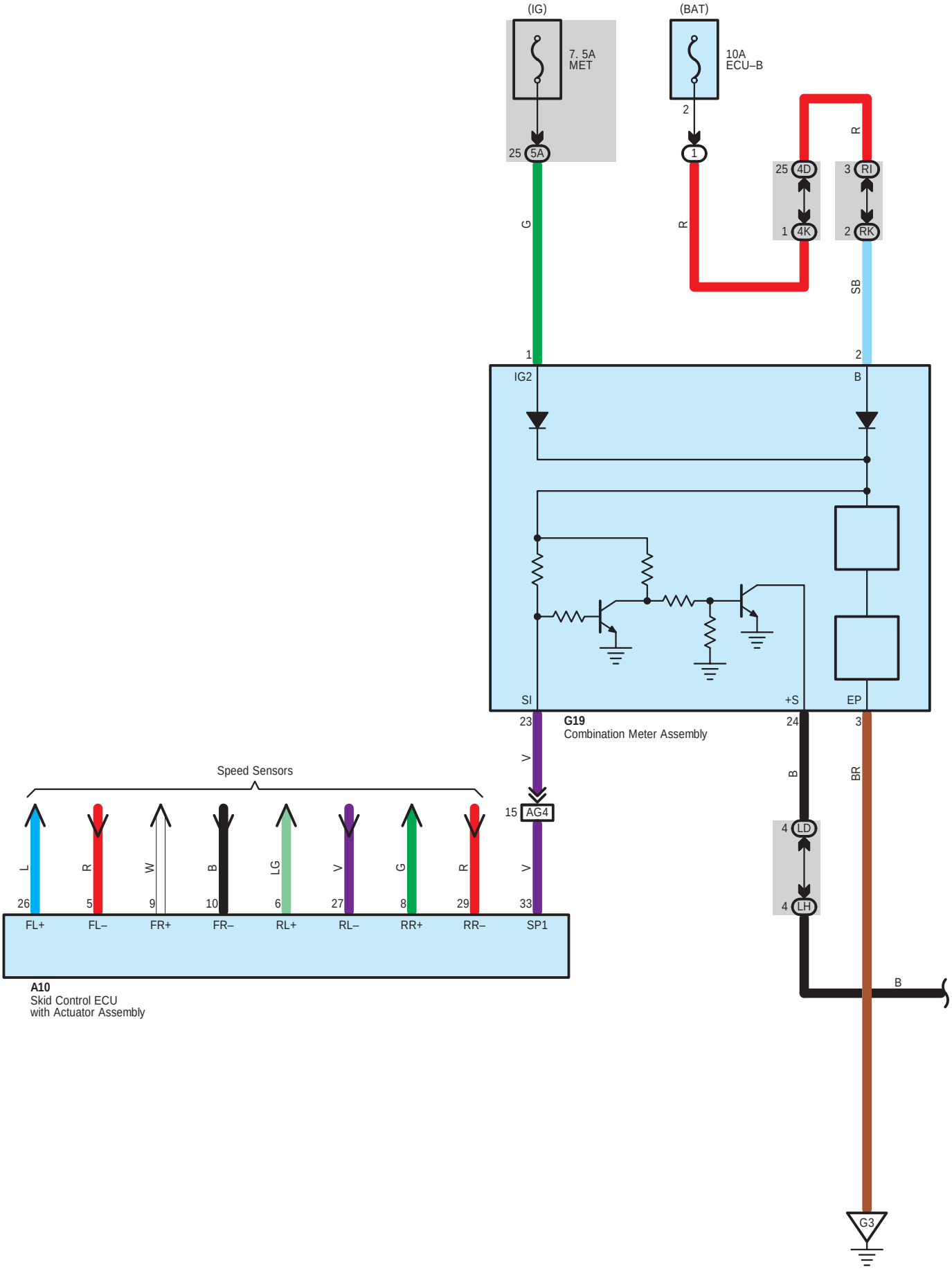
(IG)
7. 5A
MET
25 5A
(BAT)
10A
ECU–B
2
1
R
25 4D
1 4K
3 RI
2 RK
R
G
SB
1
2
IG2
B
SI
+S
EP
23
24
3
G19
Combination Meter Assembly
V
B
BR
15 AG4
4 LD
4 LH
B
Speed Sensors
L
R
W
B
LG
V
G
R
V
26
5
9
10
6
27
8
29
33
FL+
FL–
FR+
FR–
RL+
RL–
RR+
RR–
SP1
A10
Skid Control ECU
with Actuator Assembly
G3

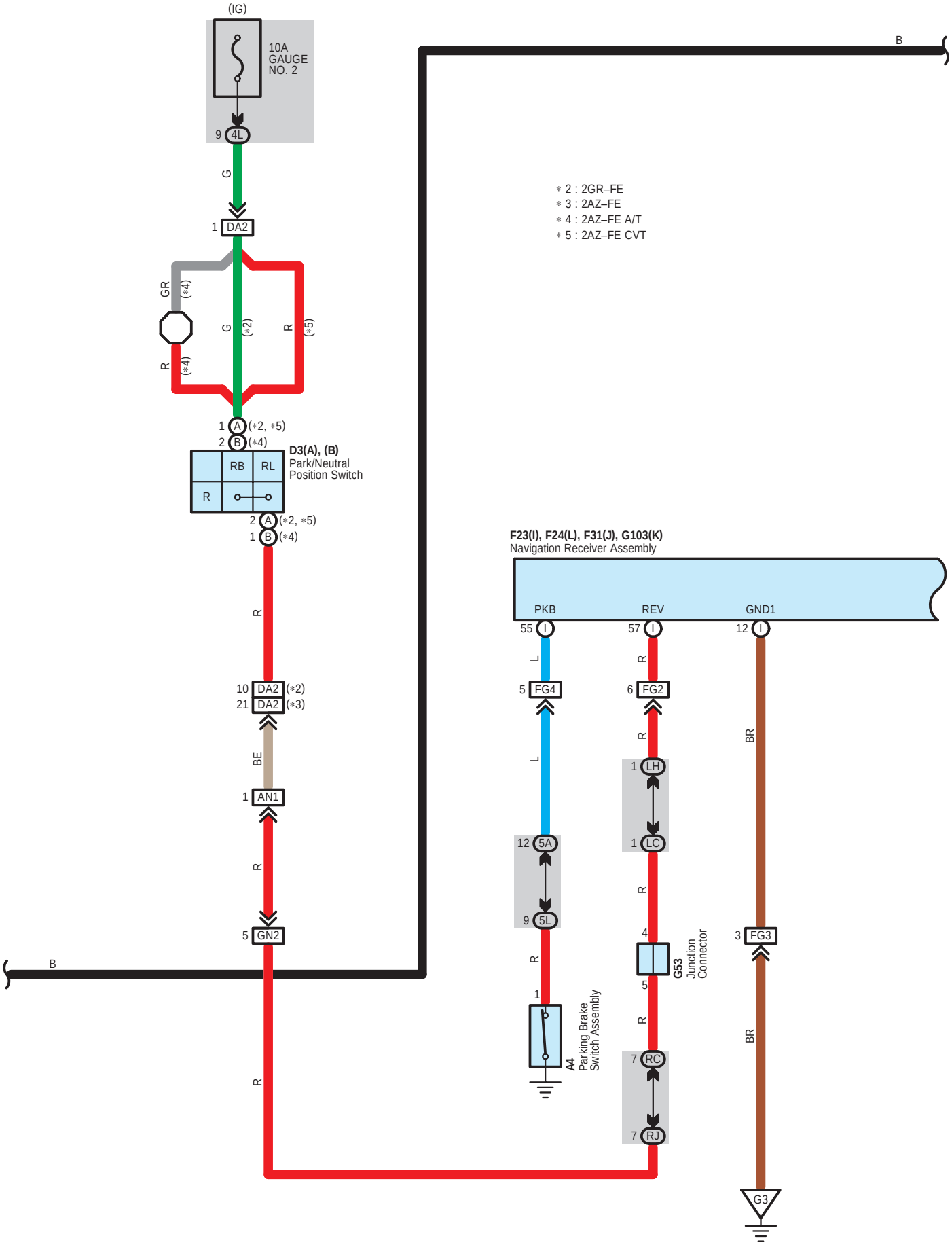
(IG)
10A
GAUGE
NO. 2
9 4L
G
1 DA2
GR
(*4)
R
(*4)
G
(*2)
R
(*5)
1 A (*2, *5)
2 B (*4)
D3(A), (B)
Park/Neutral
Position Switch
RB
RL
R
2 A (*2, *5)
1 B (*4)
R
10 DA2 (*2)
21 DA2 (*3)
BE
1 AN1
R
5 GN2
B
B
* 2 : 2GR–FE
* 3 : 2AZ–FE
* 4 : 2AZ–FE A/T
* 5 : 2AZ–FE CVT
F23(I), F24(L), F31(J), G103(K)
Navigation Receiver Assembly
PKB
REV
GND1
55 I
57 I
12 I
L
5 FG4
R
6 FG2
L
R
BR
1 LH
12 5A
1 LC
9 5L
R
R
4
3 FG3
G53
Junction
Connector
R
1
5
A4
Parking Brake
Switch Assembly
R
7 RC
BR
7 RJ
G3

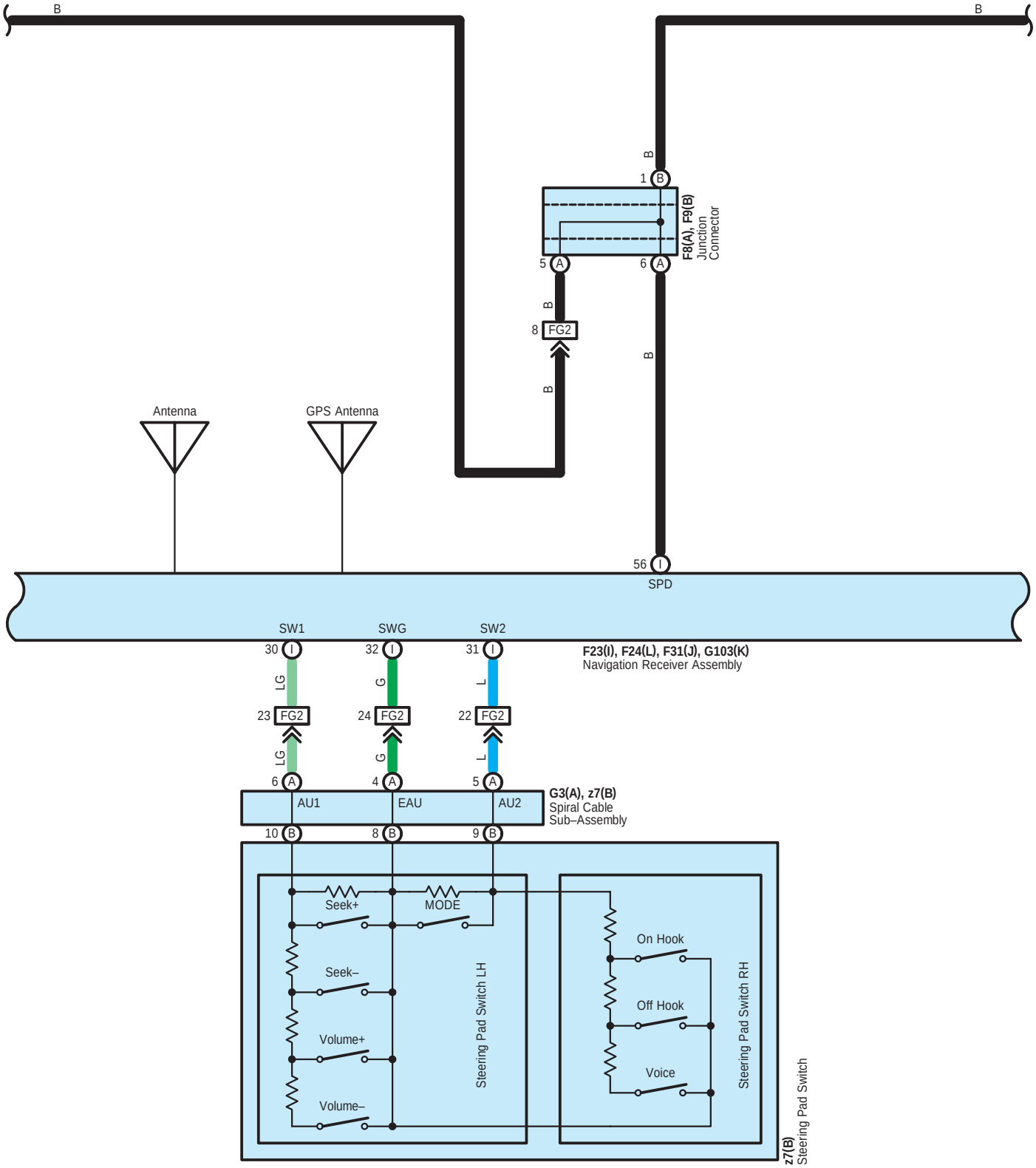
B
B
B
1 B
F8(A), F9(B)
Junction
Connector
5 A
6 A
B
8 FG2
B
B
Antenna
GPS Antenna
56 I
SPD
SW1
SWG
SW2
30 I
32 I
31 I
F23(I), F24(L), F31(J), G103(K)
Navigation Receiver Assembly
LG
G
L
23 FG2
24 FG2
22 FG2
LG
G
L
6 A
4 A
5 A
G3(A), z7(B)
Spiral Cable
Sub–Assembly
AU1
EAU
AU2
10 B
8 B
9 B
Seek+
MODE
Seek–
Volume+
Volume–
Steering Pad Switch LH
On Hook
Off Hook
Voice
Steering Pad Switch RH
z7(B)
Steering Pad Switch

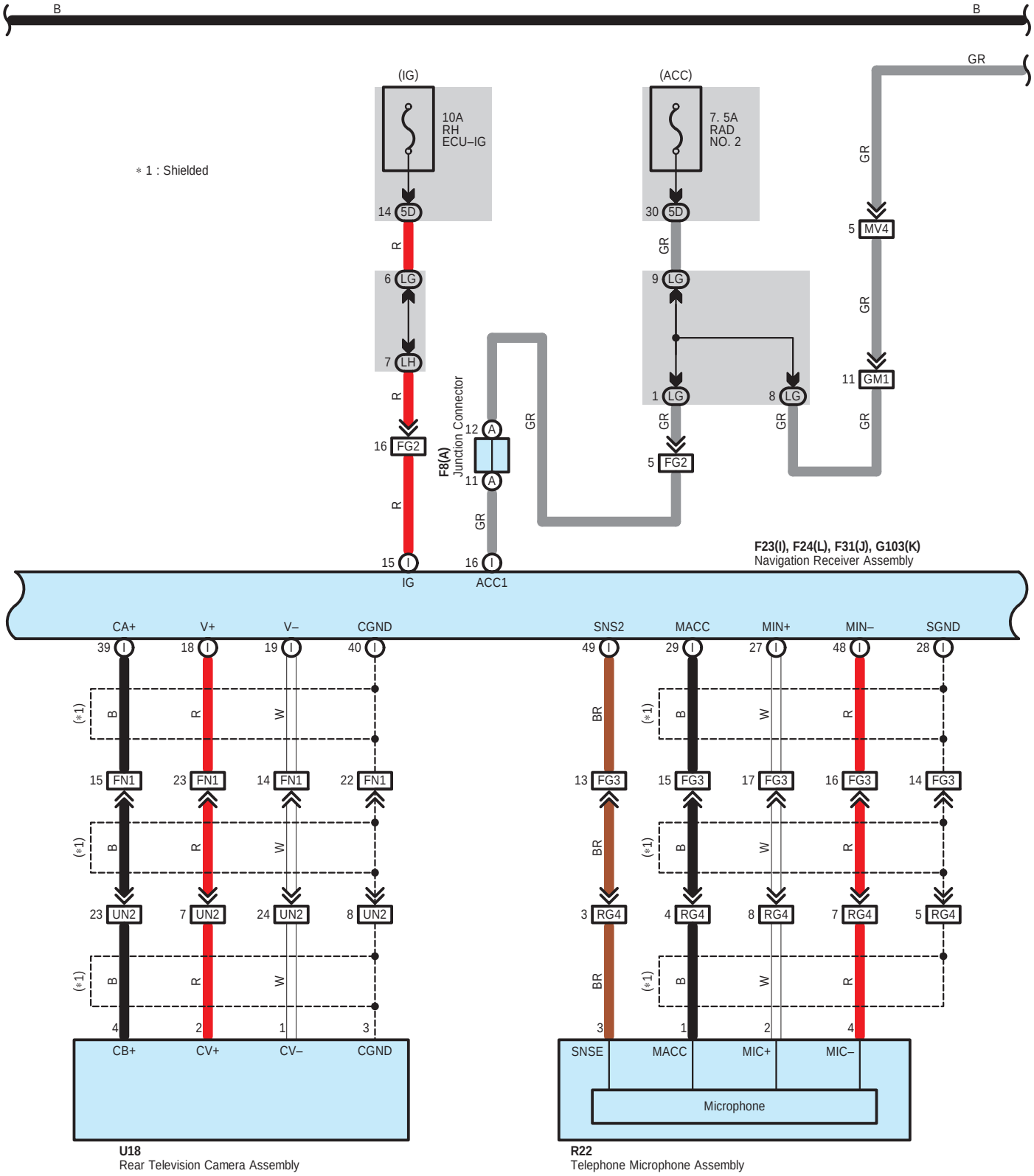
B
B
GR
(IG)
10A
RH
ECU–IG
(ACC)
7. 5A
RAD
NO. 2
∗ 1 : Shielded
14 5D
30 5D
R
GR
6 LG
9 LG
7 LH
1 LG
8 LG
5 MV4
11 GM1
16 FG2
5 FG2
12 A
11 A
F8(A)
Junction Connector
15 I
16 I
IG
ACC1
F23(I), F24(L), F31(J), G103(K)
Navigation Receiver Assembly
CA+
V+
V–
CGND
SNS2
MACC
MIN+
MIN–
SGND
39 I
18 I
19 I
40 I
49 I
29 I
27 I
48 I
28 I
(∗1)
B
W
BR
15 FN1
23 FN1
14 FN1
22 FN1
13 FG3
15 FG3
17 FG3
16 FG3
14 FG3
23 UN2
7 UN2
24 UN2
8 UN2
3 RG4
4 RG4
8 RG4
7 RG4
5 RG4
4
2
1
3
CB+
CV+
CV–
CGND
SNSE
MACC
MIC+
MIC–
Microphone
U18
Rear Television Camera Assembly
R22
Telephone Microphone Assembly

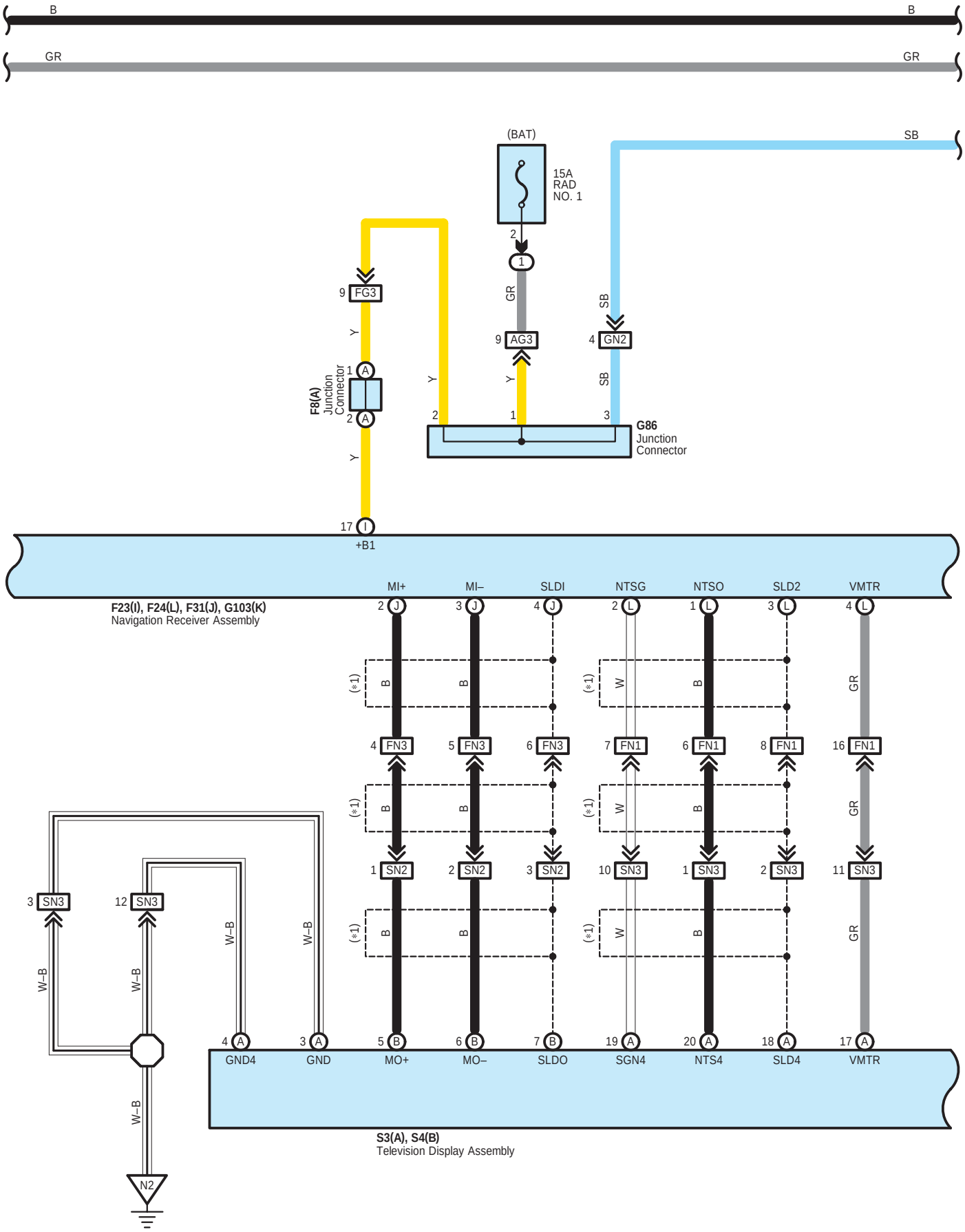
B
B
GR
GR
(BAT)
15A
RAD
NO. 1
SB
2
1
9 FG3
GR
SB
9 AG3
4 GN2
Y
1 A
F8(A)
Junction
Connector
2 A
Y
Y
SB
2
1
3
G86
Junction
Connector
Y
17 I
+B1
MI+
MI–
SLDI
NTSG
NTSO
SLD2
VMTR
F23(I), F24(L), F31(J), G103(K)
Navigation Receiver Assembly
2 J
3 J
4 J
2 L
1 L
3 L
4 L
(*1)
B
B
(*1)
W
B
GR
4 FN3
5 FN3
6 FN3
7 FN1
6 FN1
8 FN1
16 FN1
(*1)
B
B
(*1)
W
B
GR
1 SN2
2 SN2
3 SN2
10 SN3
1 SN3
2 SN3
11 SN3
(*1)
B
B
(*1)
W
B
GR
3 SN3
12 SN3
W–B
W–B
W–B
W–B
W–B
4 A
3 A
5 B
6 B
7 B
19 A
20 A
18 A
17 A
GND4
GND
MO+
MO–
SLDO
SGN4
NTS4
SLD4
VMTR
S3(A), S4(B)
Television Display Assembly
N2

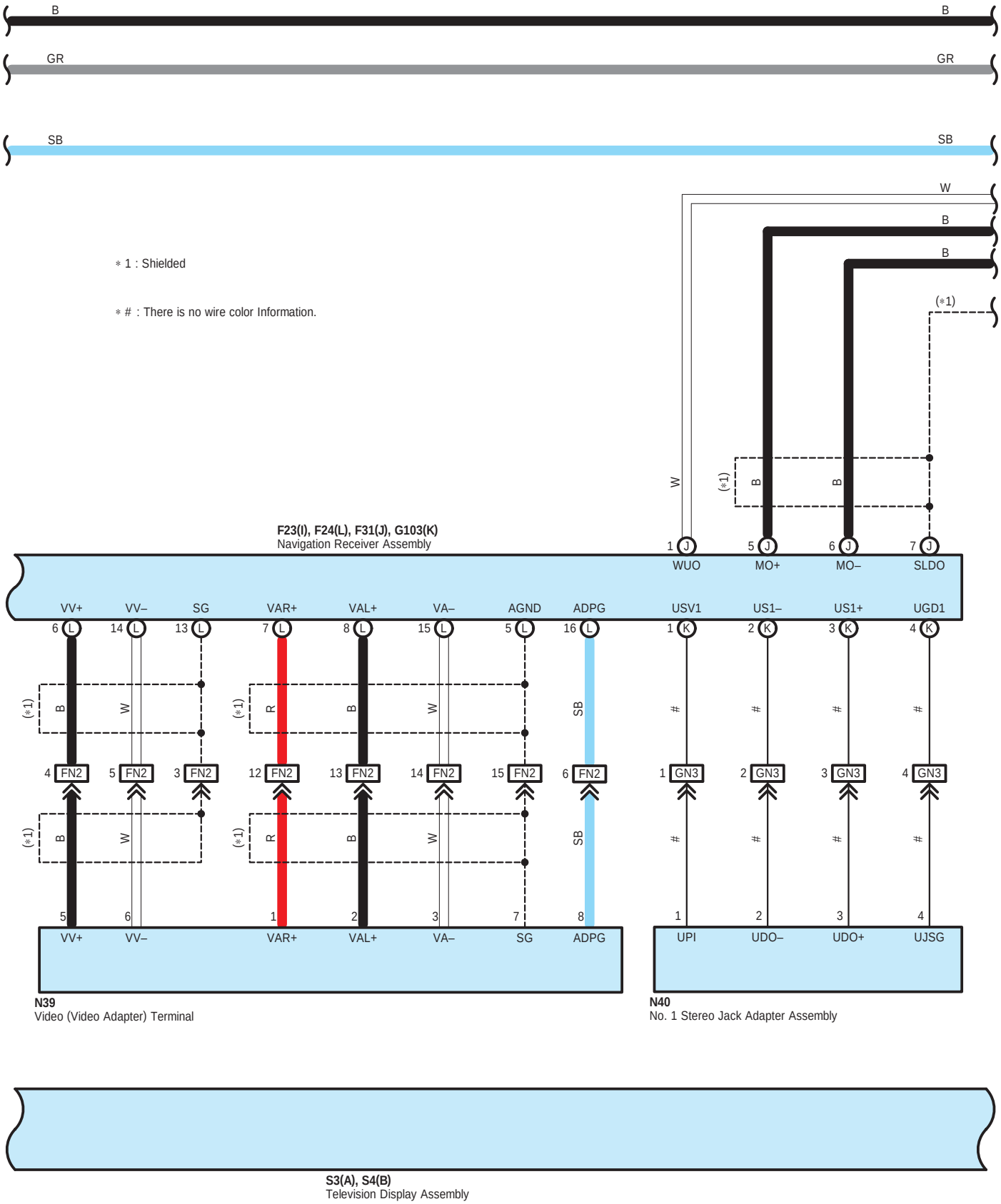
B
B
GR
GR
SB
SB
W
B
B
(*1)
* 1 : Shielded
* # : There is no wire color Information.
W
(*1)
B
B
F23(I), F24(L), F31(J), G103(K)
Navigation Receiver Assembly
1 J WUO
5 J MO+
6 J MO–
7 J SLDO
VV+ VV– SG VAR+ VAL+ VA– AGND ADPG
USV1 US1– US1+ UGD1
6 L 14 L 13 L 7 L 8 L 15 L 5 L 16 L
1 K 2 K 3 K 4 K
(*1) B W
(*1) R B W
SB
#
4 FN2 5 FN2 3 FN2 12 FN2 13 FN2 14 FN2 15 FN2 6 FN2
1 GN3 2 GN3 3 GN3 4 GN3
5 6 1 2 3 7 8
1 2 3 4
VV+ VV– VAR+ VAL+ VA– SG ADPG
UPI UDO– UDO+ UJSG
N39
Video (Video Adapter) Terminal
N40
No. 1 Stereo Jack Adapter Assembly
S3(A), S4(B)
Television Display Assembly

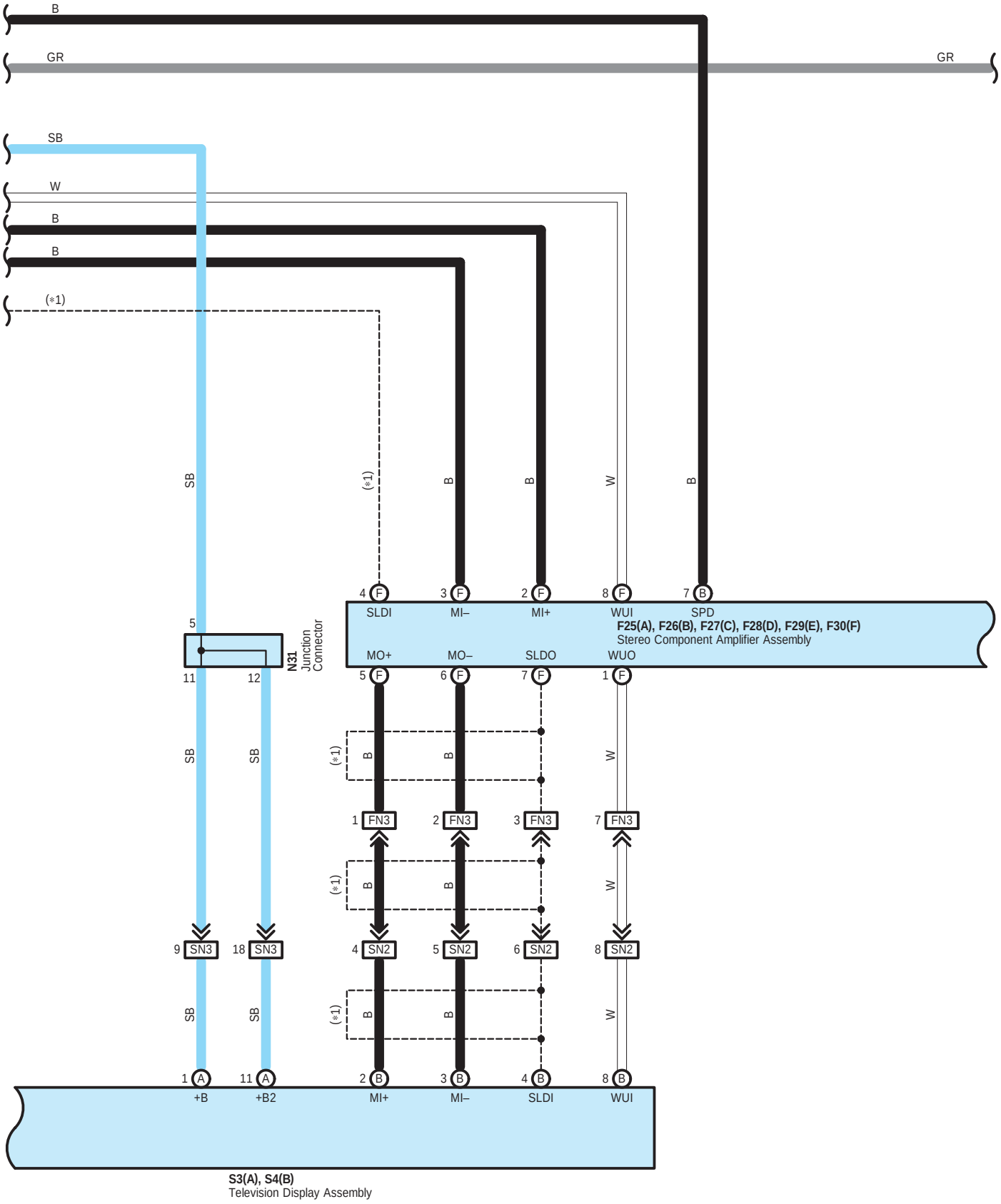
B
GR
GR
SB
W
B
B
(*1)
SB
(*1)
B
B
W
B
4 F
3 F
2 F
8 F
7 B
SLDI
MI–
MI+
WUI
SPD
F25(A), F26(B), F27(C), F28(D), F29(E), F30(F)
Stereo Component Amplifier Assembly
MO+
MO–
SLDO
WUO
5
N31
Junction
Connector
11
12
5 F
6 F
7 F
1 F
SB
SB
(*1)
B
B
W
1 FN3
2 FN3
3 FN3
7 FN3
(*1)
B
B
W
9 SN3
18 SN3
4 SN2
5 SN2
6 SN2
8 SN2
SB
SB
(*1)
B
B
W
1 A
11 A
2 B
3 B
4 B
8 B
+B
+B2
MI+
MI–
SLDI
WUI
S3(A), S4(B)
Television Display Assembly

∗ 1 : Shielded

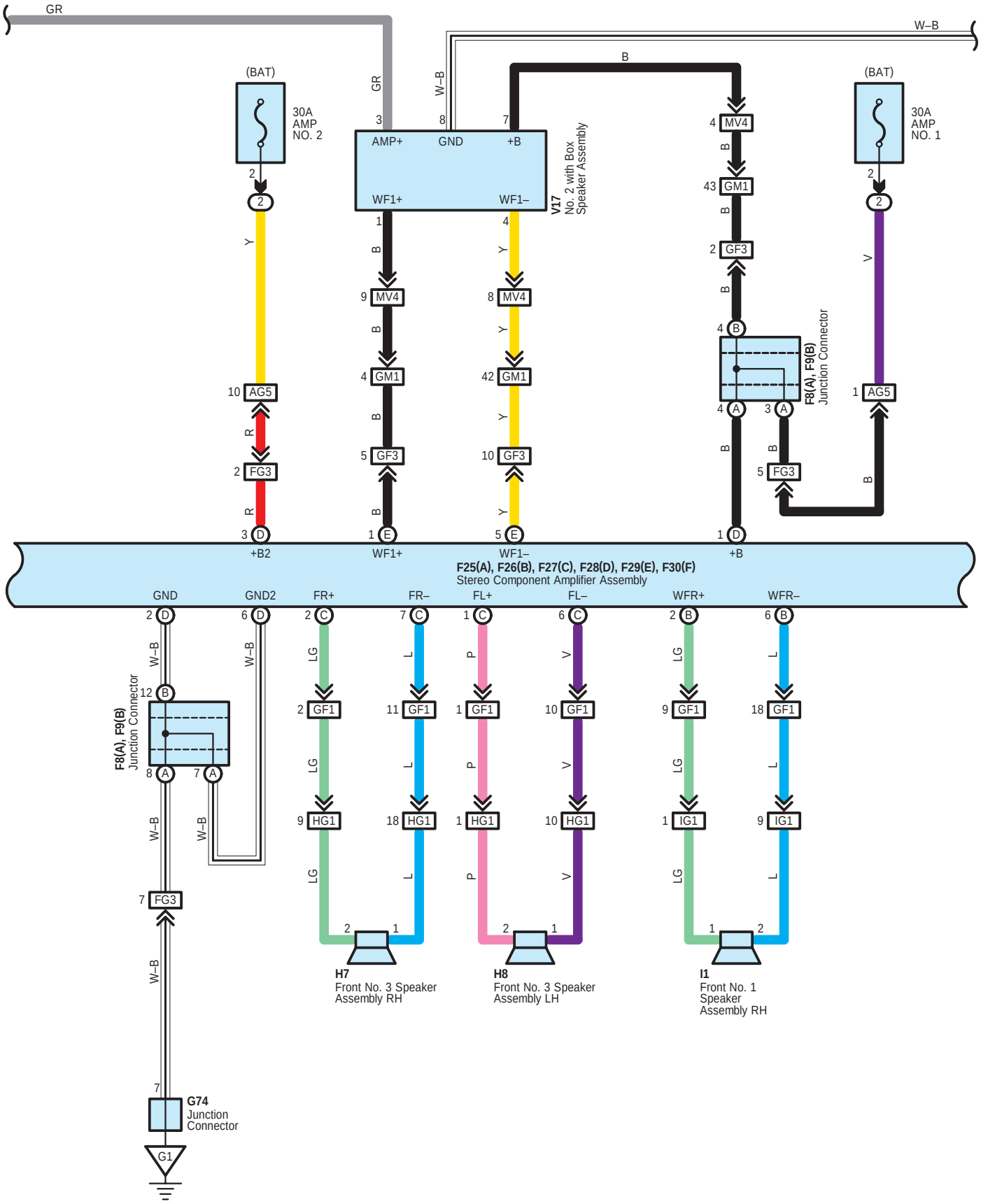
GR
W–B
B
(BAT)
30A
AMP
NO. 2
(BAT)
30A
AMP
NO. 1
AMP+
GND
+B
WF1+
WF1–
V17
No. 2 with Box
Speaker Assembly
MV4
GM1
GF3
AG5
FG3
F8(A), F9(B)
Junction Connector
+B2
WF1+
WF1–
+B
F25(A), F26(B), F27(C), F28(D), F29(E), F30(F)
Stereo Component Amplifier Assembly
GND
GND2
FR+
FR–
FL+
FL–
WFR+
WFR–
GF1
HG1
IG1
H7
Front No. 3 Speaker
Assembly RH
H8
Front No. 3 Speaker
Assembly LH
I1
Front No. 1
Speaker
Assembly RH
G74
Junction
Connector
G1

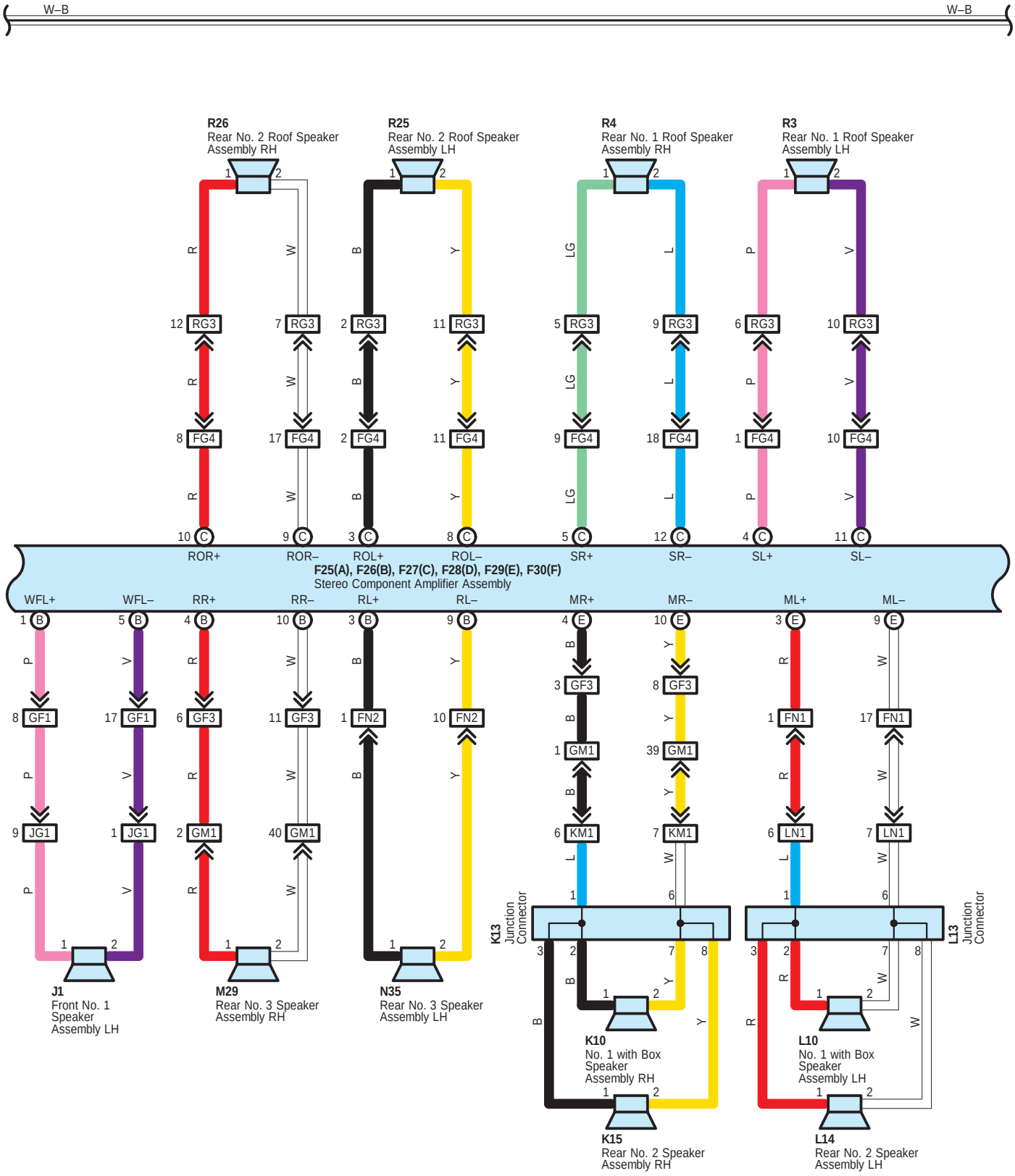
W–B
W–B
R26
Rear No. 2 Roof Speaker Assembly RH
R25
Rear No. 2 Roof Speaker Assembly LH
R4
Rear No. 1 Roof Speaker Assembly RH
R3
Rear No. 1 Roof Speaker Assembly LH
RG3
FG4
ROR+
ROR–
ROL+
ROL–
SR+
SR–
SL+
SL–
F25(A), F26(B), F27(C), F28(D), F29(E), F30(F)
Stereo Component Amplifier Assembly
WFL+
WFL–
RR+
RR–
RL+
RL–
MR+
MR–
ML+
ML–
GF1
JG1
GF3
GM1
FN2
KM1
FN1
LN1
K13 Junction Connector
L13 Junction Connector
J1
Front No. 1 Speaker Assembly LH
M29
Rear No. 3 Speaker Assembly RH
N35
Rear No. 3 Speaker Assembly LH
K10
No. 1 with Box Speaker Assembly RH
L10
No. 1 with Box Speaker Assembly LH
K15
Rear No. 2 Speaker Assembly RH
L14
Rear No. 2 Speaker Assembly LH

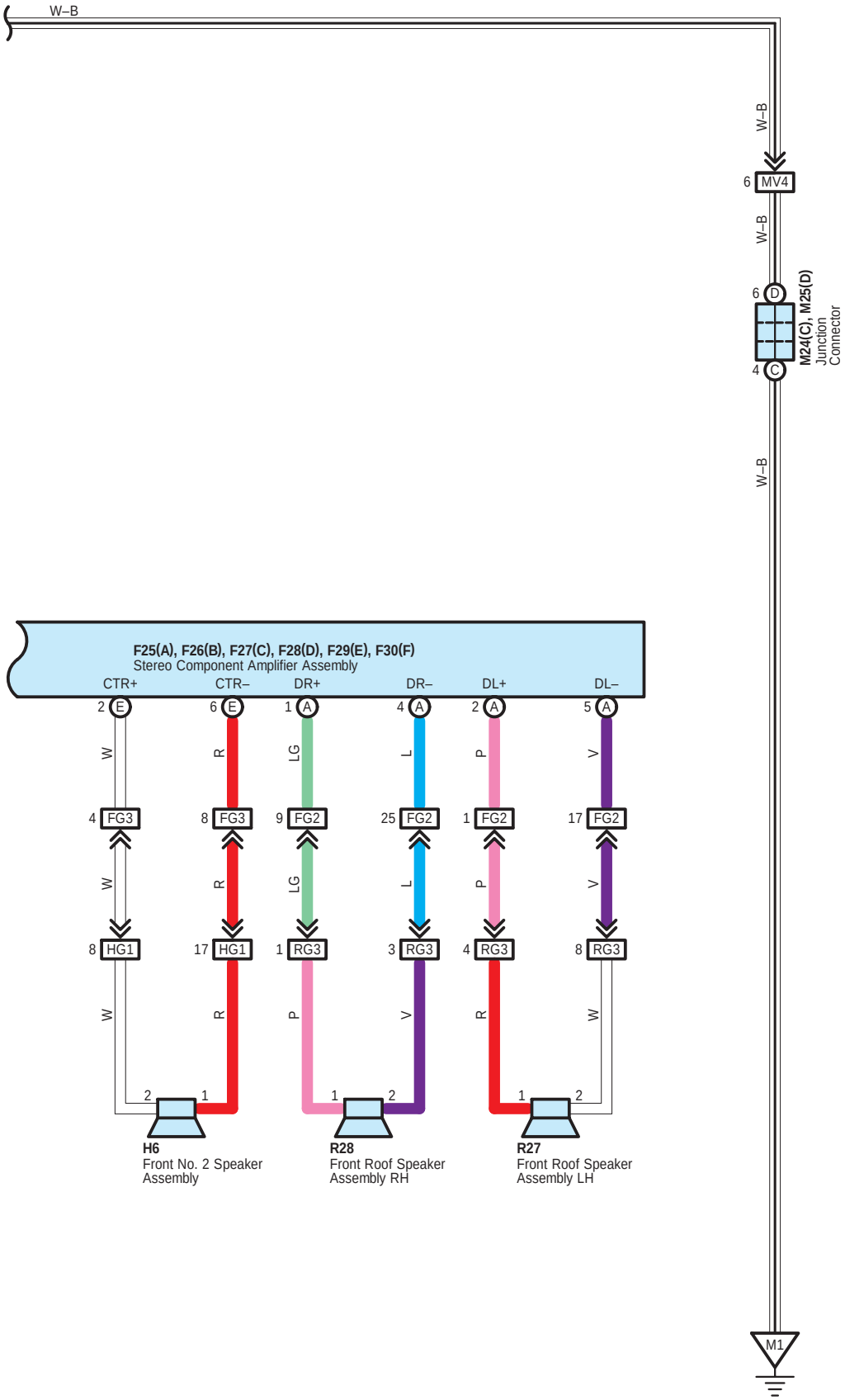
W–B
W–B
6 MV4
W–B
6 D
M24(C), M25(D)
Junction
Connector
4 C
W–B
F25(A), F26(B), F27(C), F28(D), F29(E), F30(F)
Stereo Component Amplifier Assembly
CTR+
CTR–
DR+
DR–
DL+
DL–
2 E
6 E
1 A
4 A
2 A
5 A
W
R
LG
L
P
V
4 FG3
8 FG3
9 FG2
25 FG2
1 FG2
17 FG2
8 HG1
17 HG1
1 RG3
3 RG3
4 RG3
8 RG3
H6
Front No. 2 Speaker
Assembly
R28
Front Roof Speaker
Assembly RH
R27
Front Roof Speaker
Assembly LH
M1

A 4
White

A 10
Black

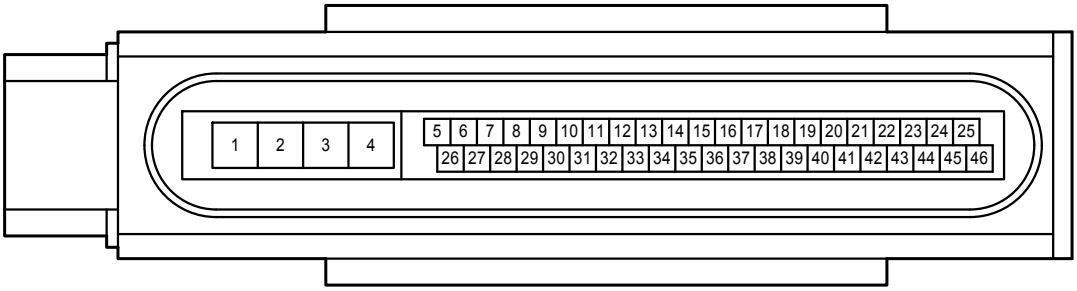

D 3
Gray

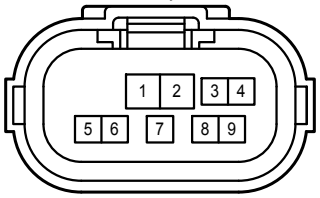

F 8
White

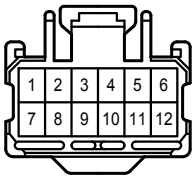

F 9
White



F 23
White

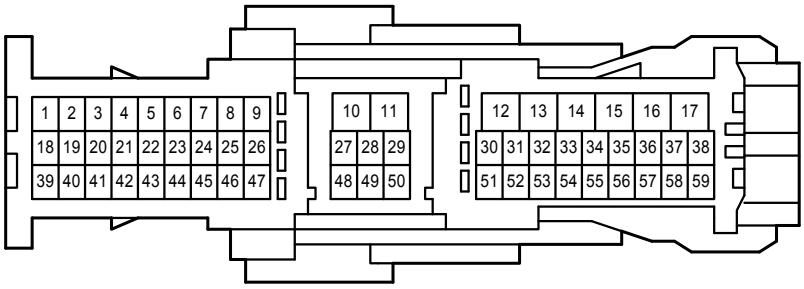

F 24
White

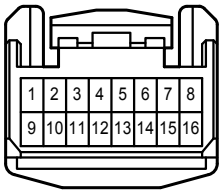

F 25
White

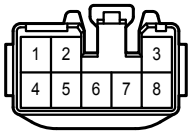

F 26
Blue

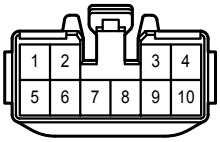

F 27
Brown

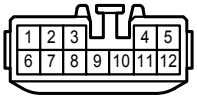

F 28
Gray

F 29
Black

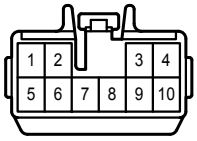

F 30
White

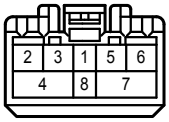

F 31
White

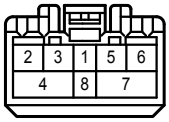

G 3
Black



G 19
White

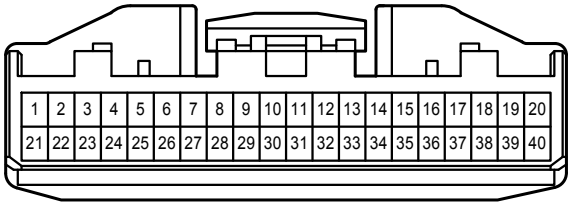

G 53
Black

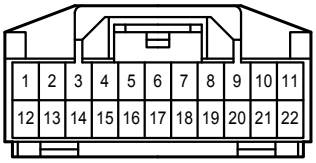

G 74
White

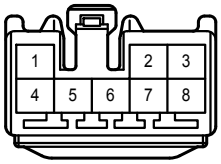

G 86
Black

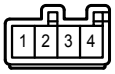

G103
Gray

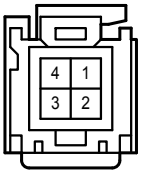

H 6
White

H 7
White

H 8
White

I 1
White

J 1
White

K 10
White

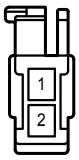

K 13
Black

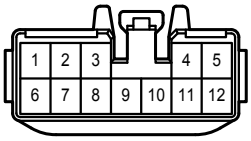

K 15
White

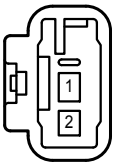

L 10
White

L 13
Black

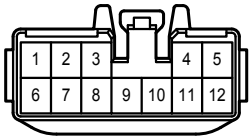

L 14
White

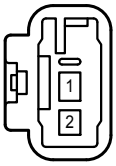

M 24
Blue



(From Jun. 2009 Production)

M 25
Blue



(From Jun. 2009 Production)

M 29
White

N 31
Gray

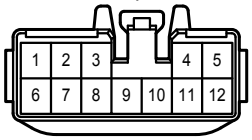

N 35
White

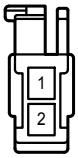

N 39
White



N 40
Black

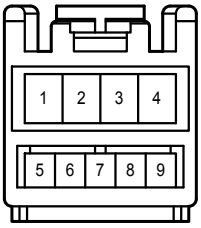

R 3
White

R 4
White

R 22
White

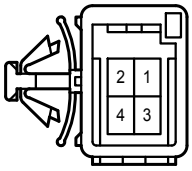

R 25
White

R 26
White

R 27
White

R 28
White

S 3
White

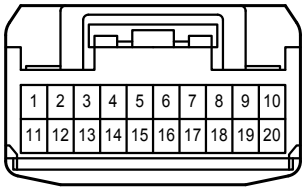

S 4
Brown

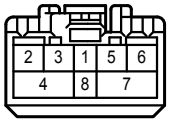

U 18
Black

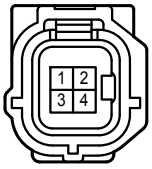

V 17
White

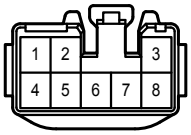

z 7
White

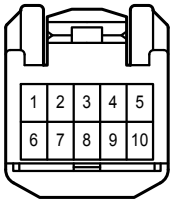

4D
White

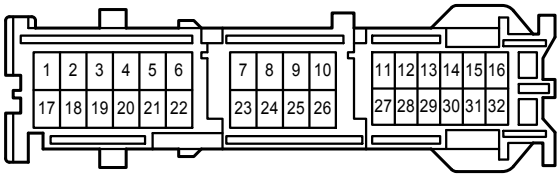

4K
Gray



4L
Gray

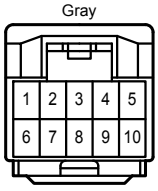

5A
White

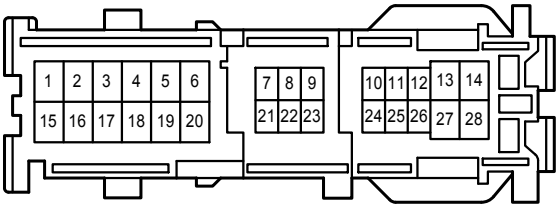

5D
White

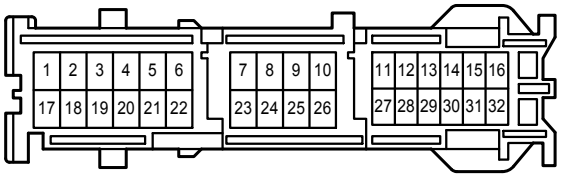

5L
Gray

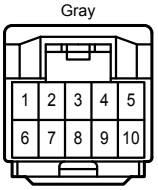

LC
White

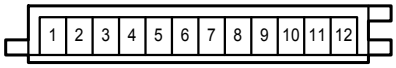

LD
Gray

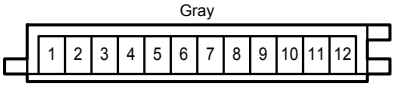

LG
White

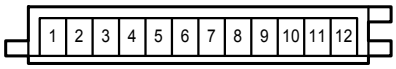

LH
Gray

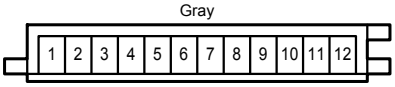

RC
White

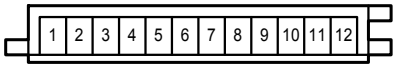

RI
White

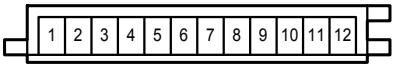

RK
White

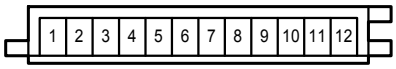

AG3
Gray

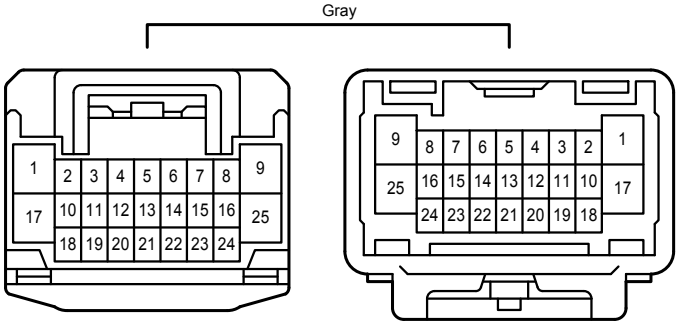

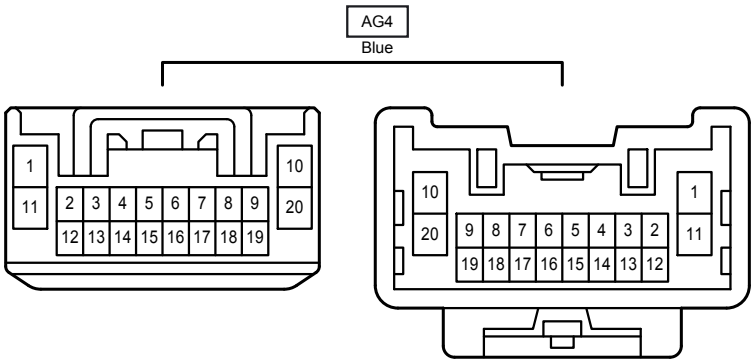
AG4
Blue
1 2 3 4 5 6 7 8 9 10
11 12 13 14 15 16 17 18 19 20
10 9 8 7 6 5 4 3 2 1
20 19 18 17 16 15 14 13 12 11

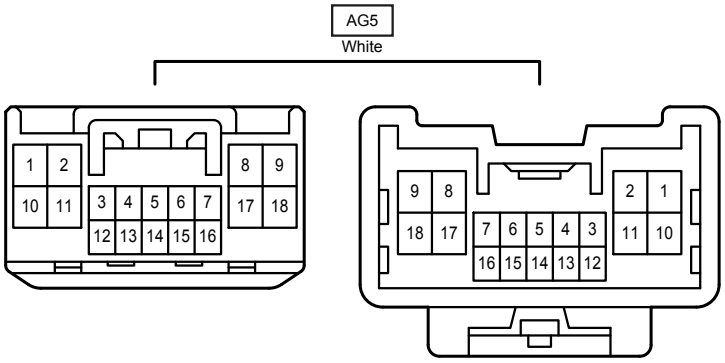
AG5
White
1 2 3 4 5 6 7 8 9
10 11 12 13 14 15 16 17 18
9 8 7 6 5 4 3 2 1
18 17 16 15 14 13 12 11 10

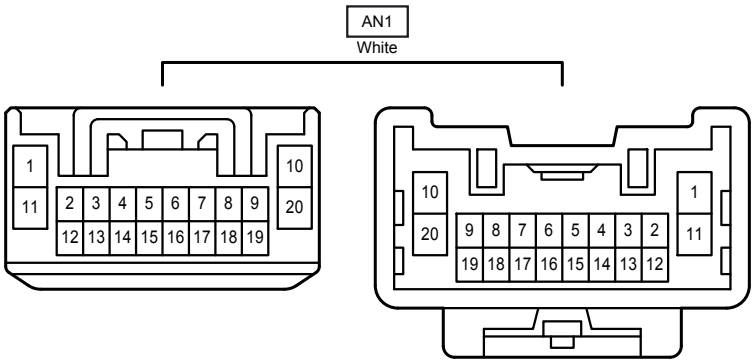
AN1
White
1 2 3 4 5 6 7 8 9 10
11 12 13 14 15 16 17 18 19 20
10 9 8 7 6 5 4 3 2 1
20 19 18 17 16 15 14 13 12 11

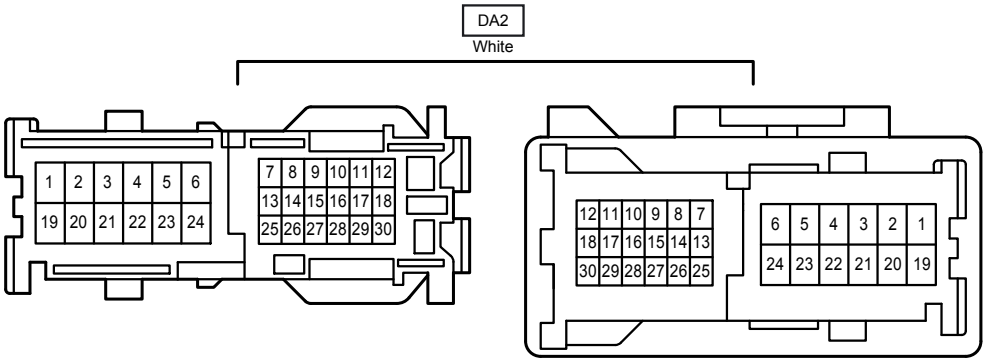
DA2
White
1 2 3 4 5 6
19 20 21 22 23 24
7 8 9 10 11 12
13 14 15 16 17 18
25 26 27 28 29 30
12 11 10 9 8 7
18 17 16 15 14 13
30 29 28 27 26 25
6 5 4 3 2 1
24 23 22 21 20 19

FG2
Gray

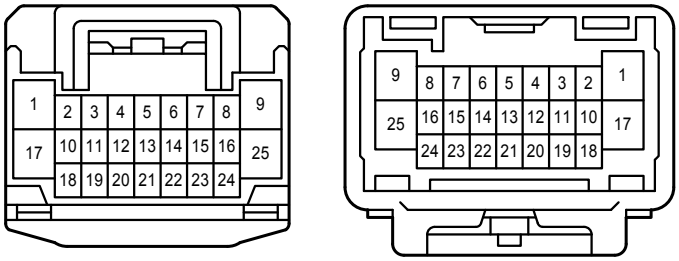

FG3
White

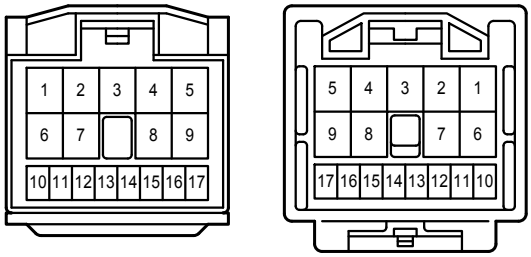

FG4
Gray

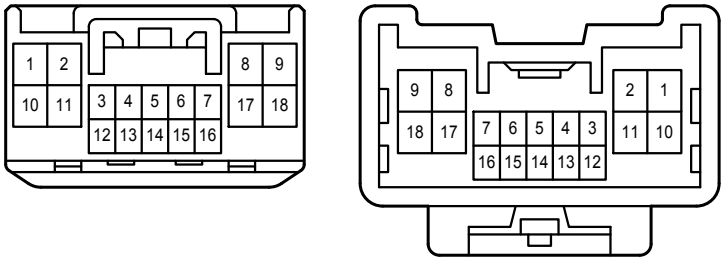

FN1
White

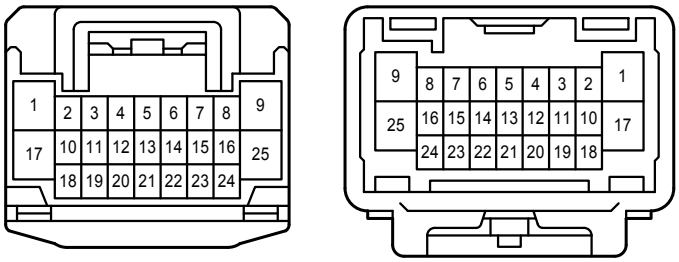

FN2
Black

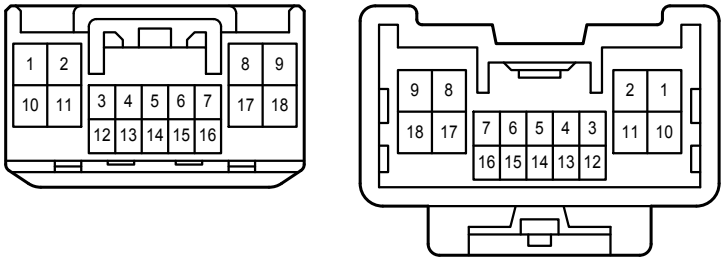

FN3
Gray

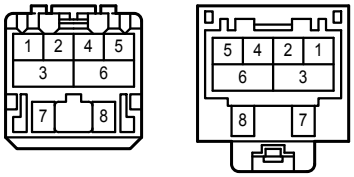

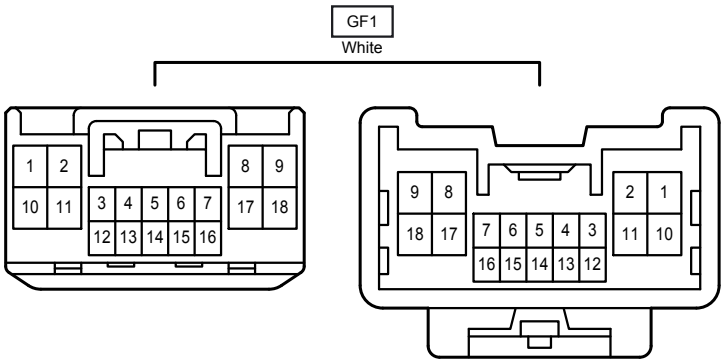
GF1
White

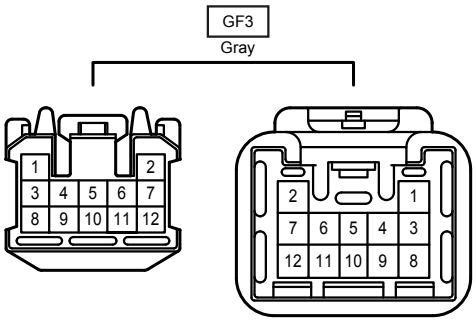
GF3
Gray

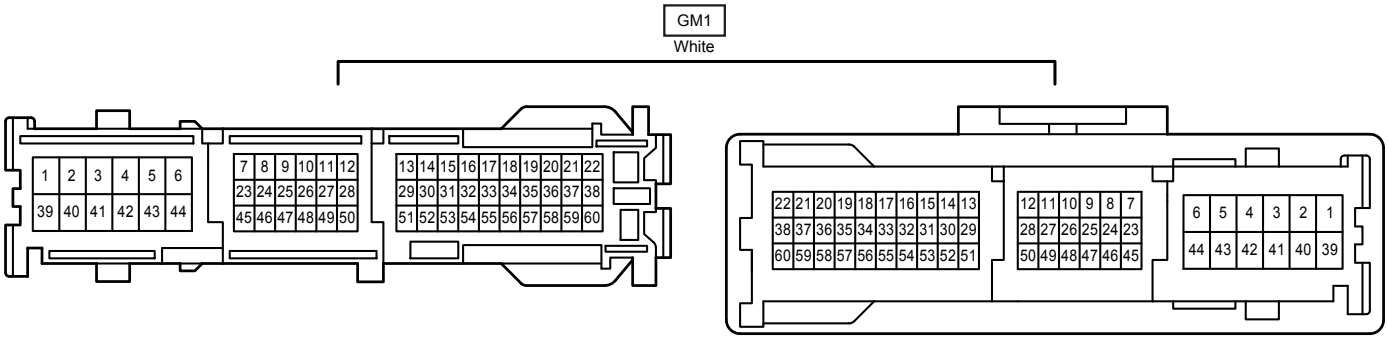
GM1
White

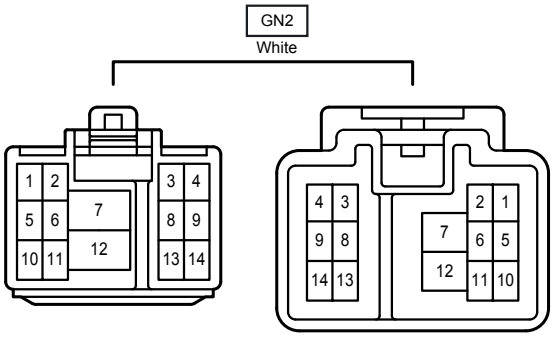
GN2
White

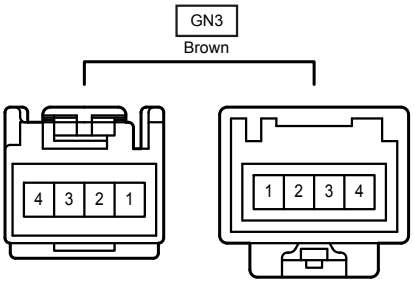
GN3
Brown

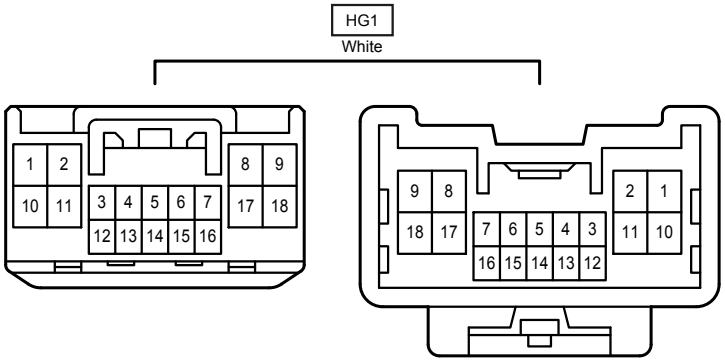
HG1
White

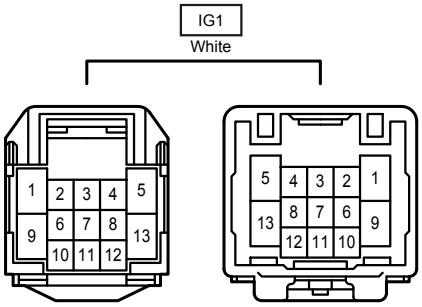
IG1
White

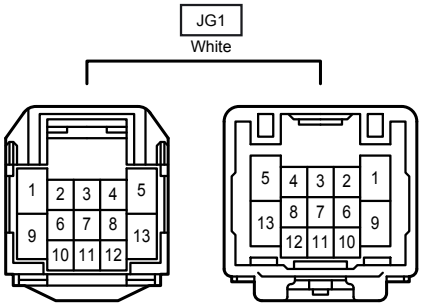
JG1
White

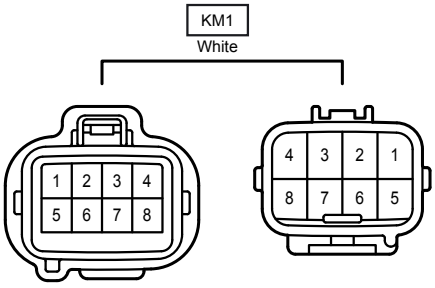
KM1
White

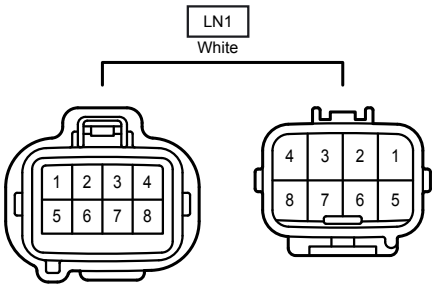
LN1
White
1 2 3 4
5 6 7 8
4 3 2 1
8 7 6 5

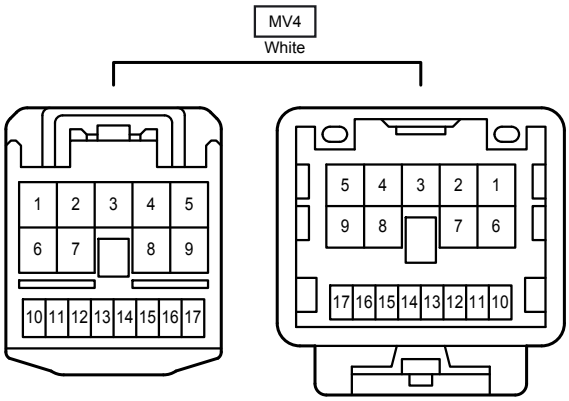
MV4
White
1 2 3 4 5
6 7 8 9
10 11 12 13 14 15 16 17
5 4 3 2 1
9 8 7 6
17 16 15 14 13 12 11 10

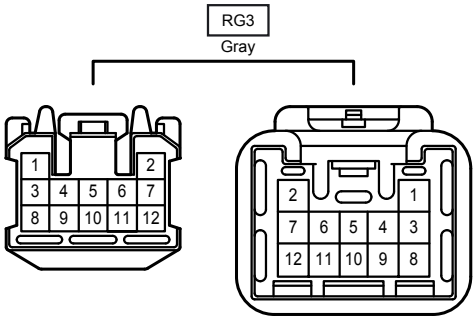
RG3
Gray
1 2
3 4 5 6 7
8 9 10 11 12
2 1
7 6 5 4 3
12 11 10 9 8

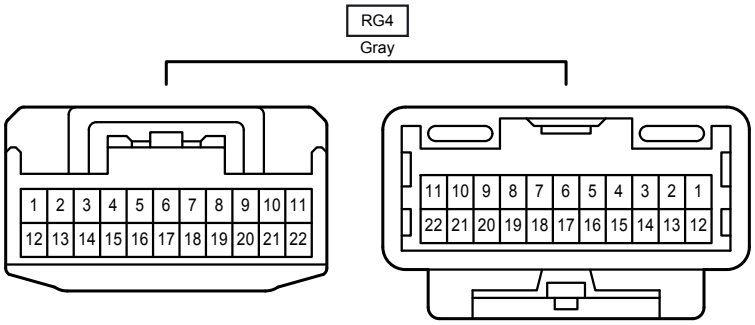
RG4
Gray
1 2 3 4 5 6 7 8 9 10 11
12 13 14 15 16 17 18 19 20 21 22
11 10 9 8 7 6 5 4 3 2 1
22 21 20 19 18 17 16 15 14 13 12

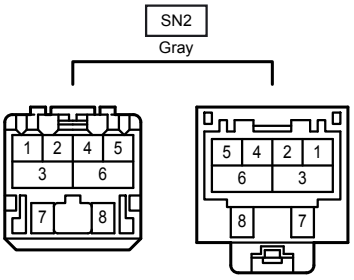
SN2
Gray
1 2 4 5
3 6
7 8
5 4 2 1
6 3
8 7

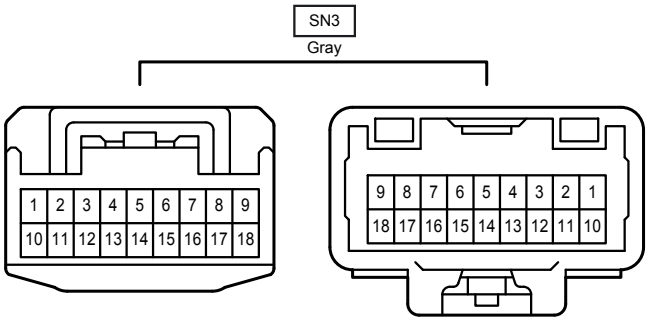
SN3
Gray
1 2 3 4 5 6 7 8 9
10 11 12 13 14 15 16 17 18
9 8 7 6 5 4 3 2 1
18 17 16 15 14 13 12 11 10

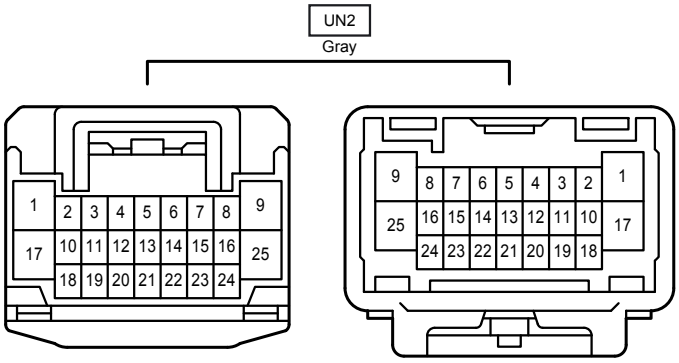
UN2
Gray
1 2 3 4 5 6 7 8 9
17 10 11 12 13 14 15 16 25
18 19 20 21 22 23 24
9 8 7 6 5 4 3 2 1
25 16 15 14 13 12 11 10 17
24 23 22 21 20 19 18