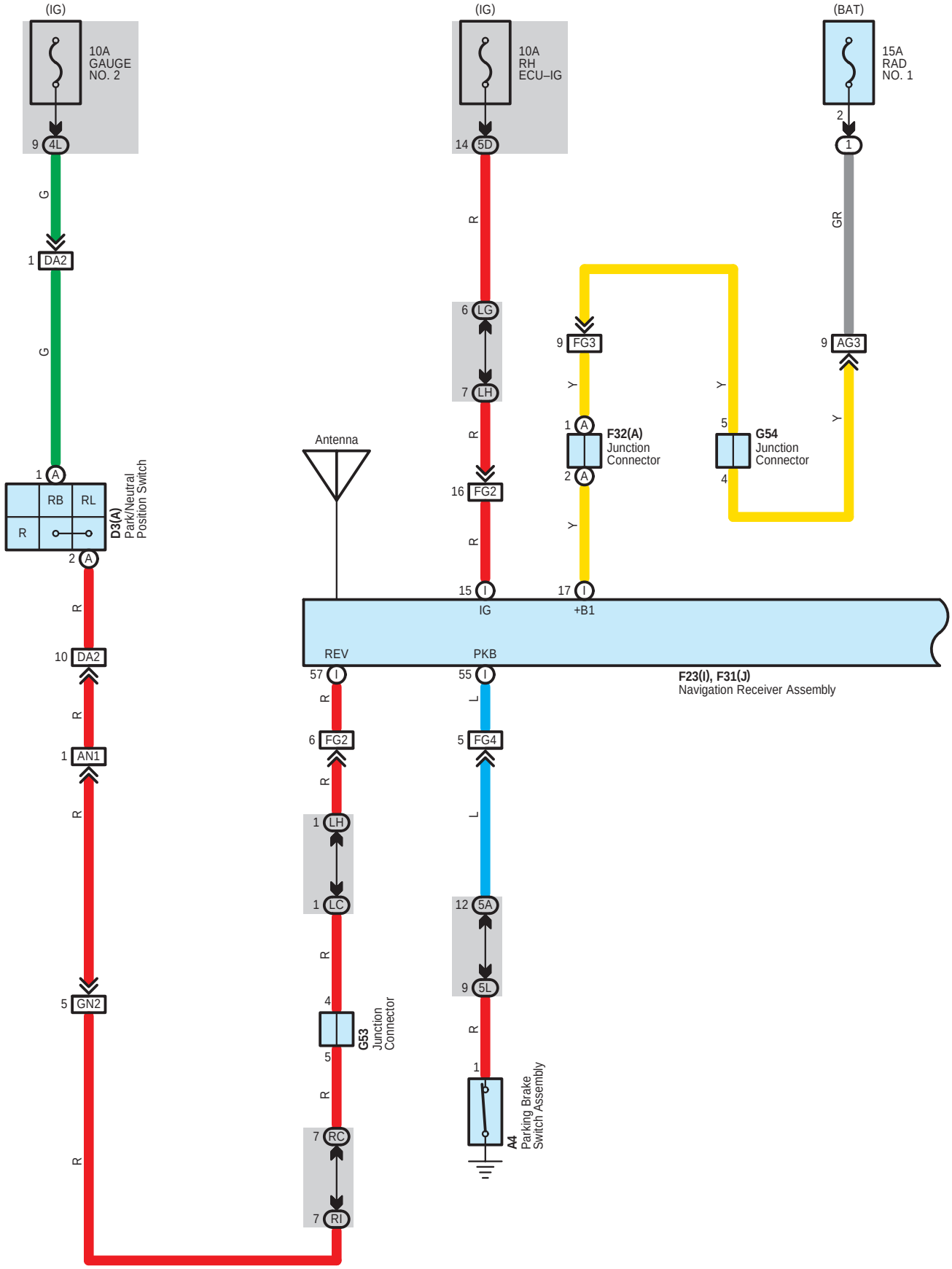
(IG)
10A
GAUGE
NO. 2
9 4L
G
1 DA2
G
1 A
RB
RL
R
2 A
D3(A)
Park/Neutral
Position Switch
R
10 DA2
R
1 AN1
R
5 GN2
R
(IG)
10A
RH
ECU–IG
14 5D
R
6 LG
7 LH
R
16 FG2
R
15 I
IG
(BAT)
15A
RAD
NO. 1
2
1
GR
9 AG3
Y
9 FG3
Y
1 A
F32(A)
Junction
Connector
2 A
Y
5
G54
Junction
Connector
4
Y
17 I
+B1
Antenna
REV
PKB
57 I
R
6 FG2
R
1 LH
1 LC
R
4
G53
Junction
Connector
5
R
7 RC
7 RI
55 I
L
5 FG4
L
12 5A
9 5L
R
1
A4
Parking Brake
Switch Assembly
F23(I), F31(J)
Navigation Receiver Assembly

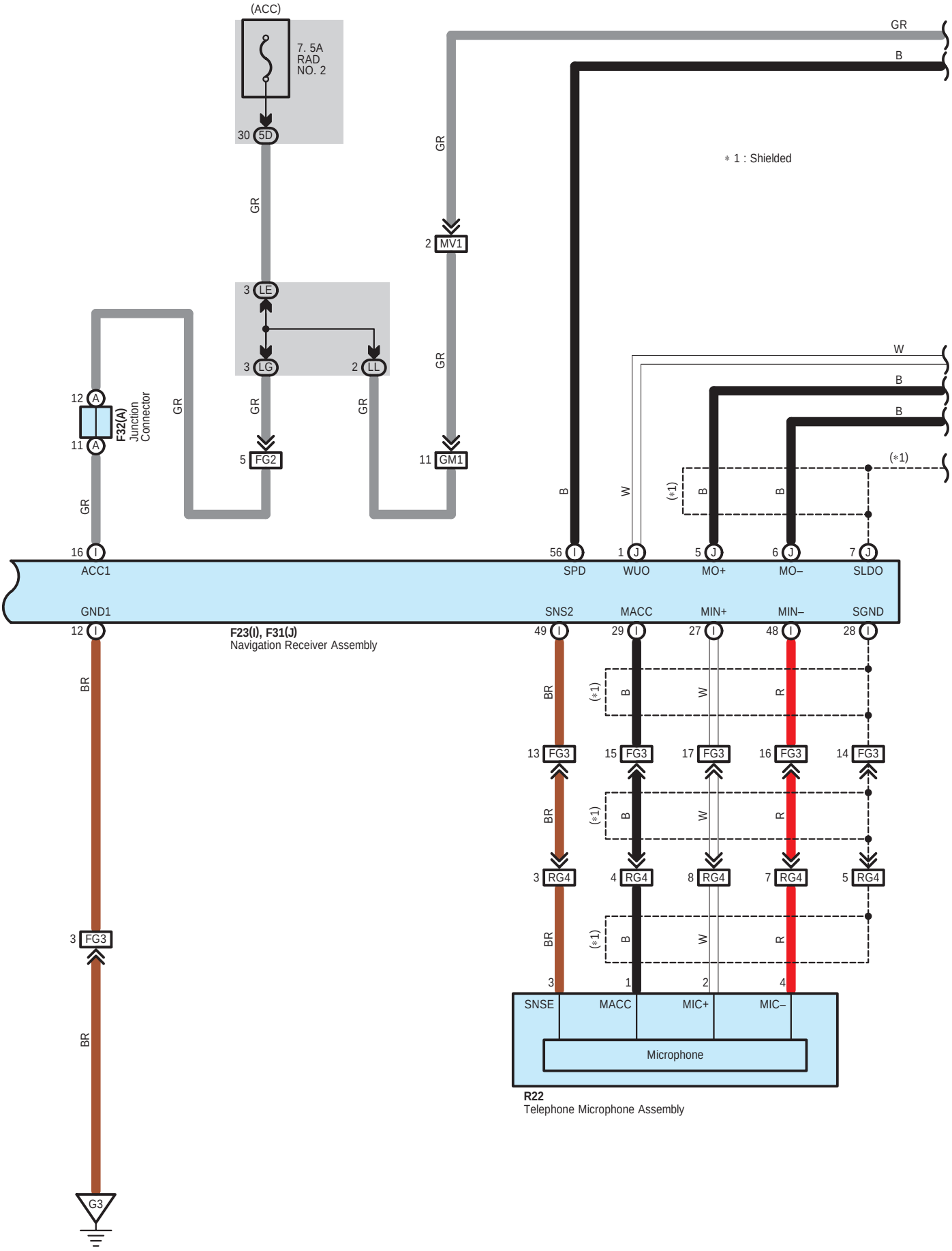
(ACC)
7. 5A
RAD
NO. 2
30 5D
GR
3 LE
3 LG
2 LL
GR
GR
GR
2 MV1
GR
5 FG2
11 GM1
12 A
11 A
F32(A)
Junction
Connector
GR
GR
16 I
ACC1
GND1
12 I
BR
3 FG3
BR
G3
F23(I), F31(J)
Navigation Receiver Assembly
GR
B
∗ 1 : Shielded
W
B
B
(∗1)
B
W
(∗1)
B
B
56 I
SPD
1 J
WUO
5 J
MO+
6 J
MO–
7 J
SLDO
SNS2
MACC
MIN+
MIN–
SGND
49 I
29 I
27 I
48 I
28 I
BR
(∗1)
B
W
R
13 FG3
15 FG3
17 FG3
16 FG3
14 FG3
BR
(∗1)
B
W
R
3 RG4
4 RG4
8 RG4
7 RG4
5 RG4
BR
(∗1)
B
W
R
3
1
2
4
SNSE
MACC
MIC+
MIC–
Microphone
R22
Telephone Microphone Assembly

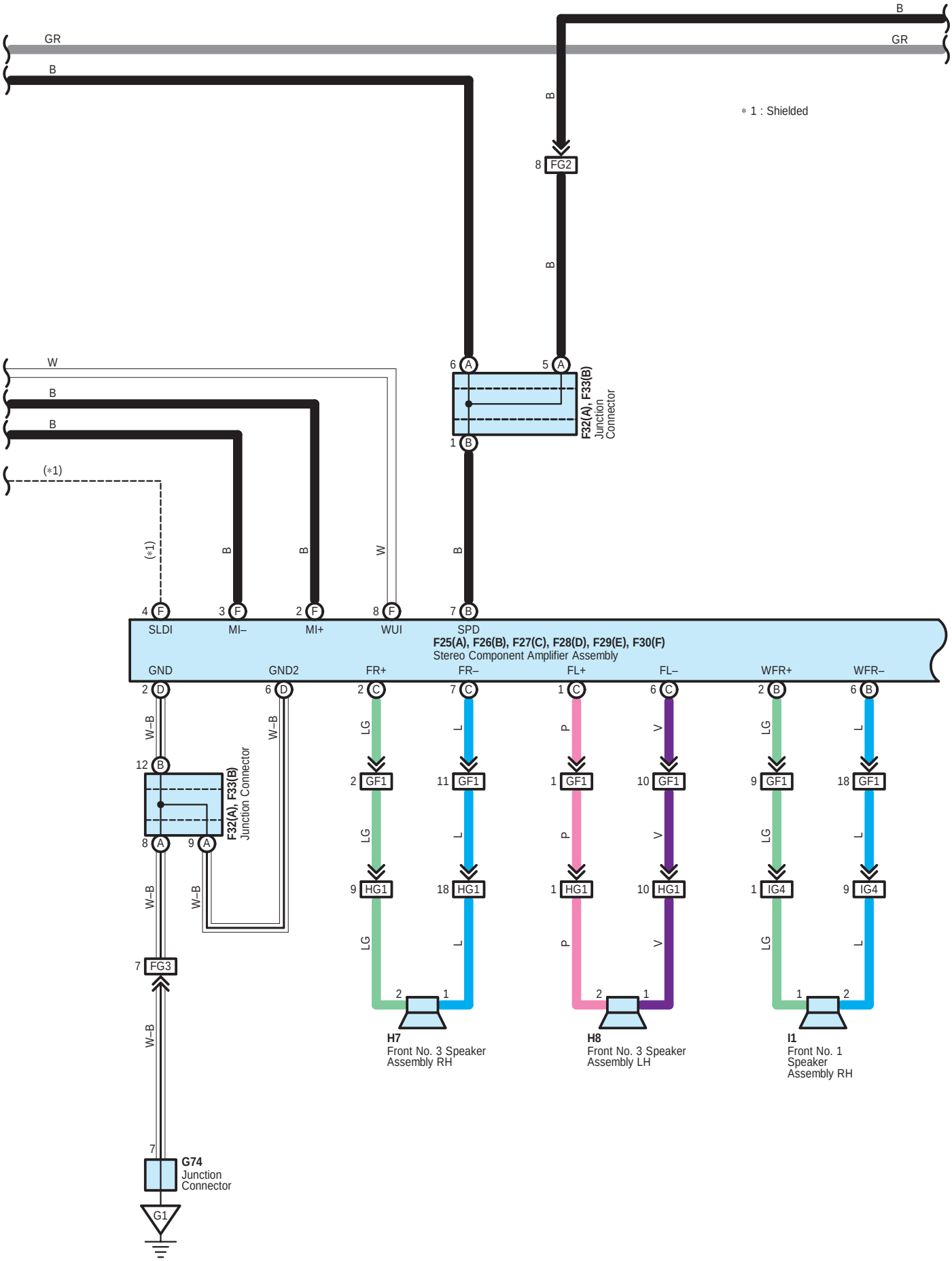
GR
B
GR
B
B
∗ 1 : Shielded
8 FG2
B
6 A
5 A
F32(A), F33(B)
Junction
Connector
1 B
W
B
B
(∗1)
(∗1)
B
B
W
B
4 F
3 F
2 F
8 F
7 B
SLDI
MI–
MI+
WUI
SPD
F25(A), F26(B), F27(C), F28(D), F29(E), F30(F)
Stereo Component Amplifier Assembly
GND
GND2
FR+
FR–
FL+
FL–
WFR+
WFR–
2 D
6 D
2 C
7 C
1 C
6 C
2 B
6 B
W–B
W–B
LG
L
P
V
LG
L
12 B
F32(A), F33(B)
Junction Connector
2 GF1
11 GF1
1 GF1
10 GF1
9 GF1
18 GF1
8 A
9 A
LG
L
P
V
LG
L
9 HG1
18 HG1
1 HG1
10 HG1
1 IG4
9 IG4
W–B
W–B
LG
L
P
V
LG
L
7 FG3
2
1
2
1
1
2
H7
Front No. 3 Speaker
Assembly RH
H8
Front No. 3 Speaker
Assembly LH
I1
Front No. 1
Speaker
Assembly RH
W–B
7
G74
Junction
Connector
G1

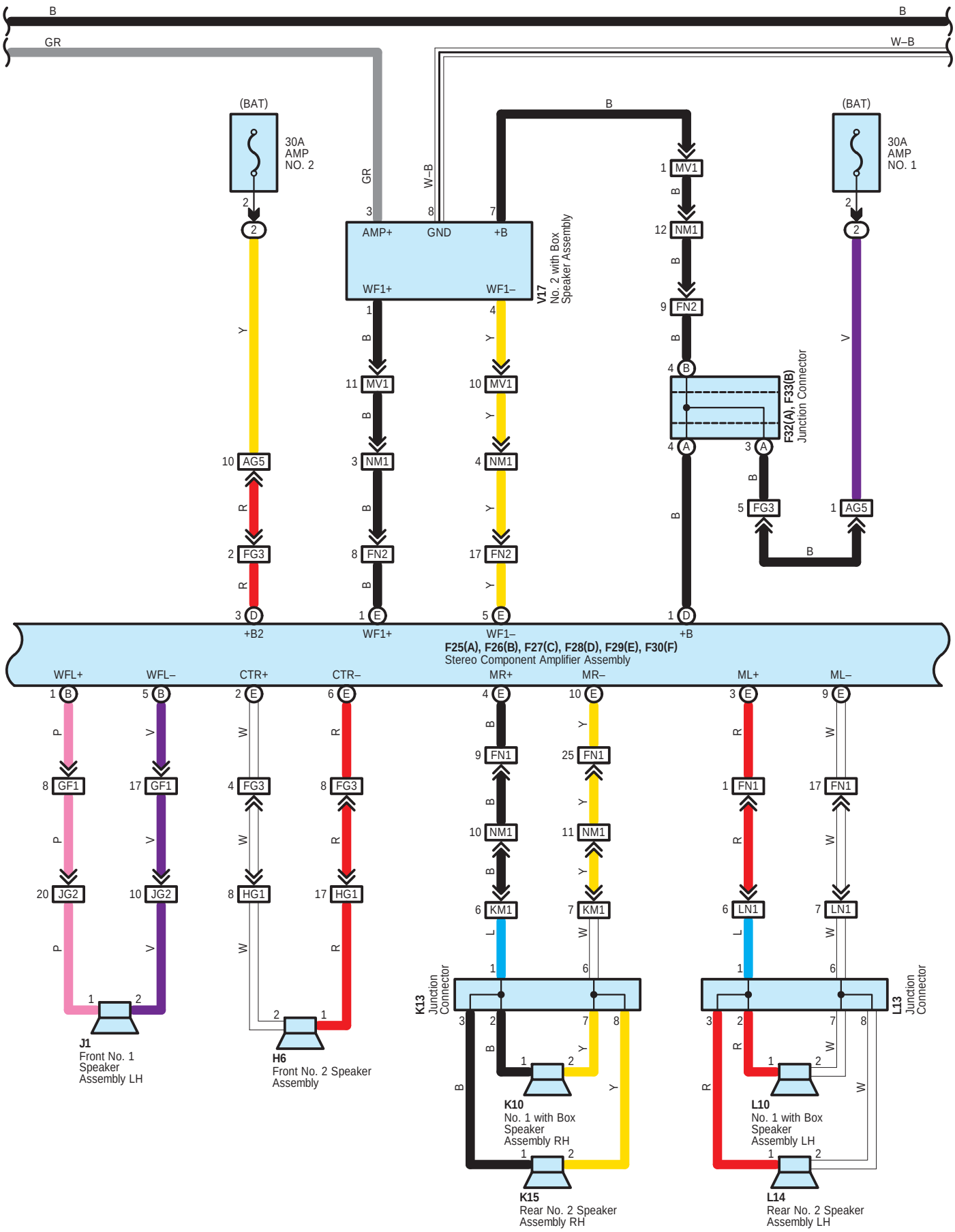
B
GR
W–B
(BAT)
30A
AMP
NO. 2
30A
AMP
NO. 1
AMP+
GND
+B
WF1+
WF1–
V17
No. 2 with Box
Speaker Assembly
MV1
NM1
FN2
AG5
FG3
F32(A), F33(B)
Junction Connector
+B2
F25(A), F26(B), F27(C), F28(D), F29(E), F30(F)
Stereo Component Amplifier Assembly
WFL+
WFL–
CTR+
CTR–
MR+
MR–
ML+
ML–
GF1
JG2
HG1
FN1
KM1
LN1
K13
Junction
Connector
L13
Junction
Connector
J1
Front No. 1
Speaker
Assembly LH
H6
Front No. 2 Speaker
Assembly
K10
No. 1 with Box
Speaker
Assembly RH
K15
Rear No. 2 Speaker
Assembly RH
L10
No. 1 with Box
Speaker
Assembly LH
L14
Rear No. 2 Speaker
Assembly LH

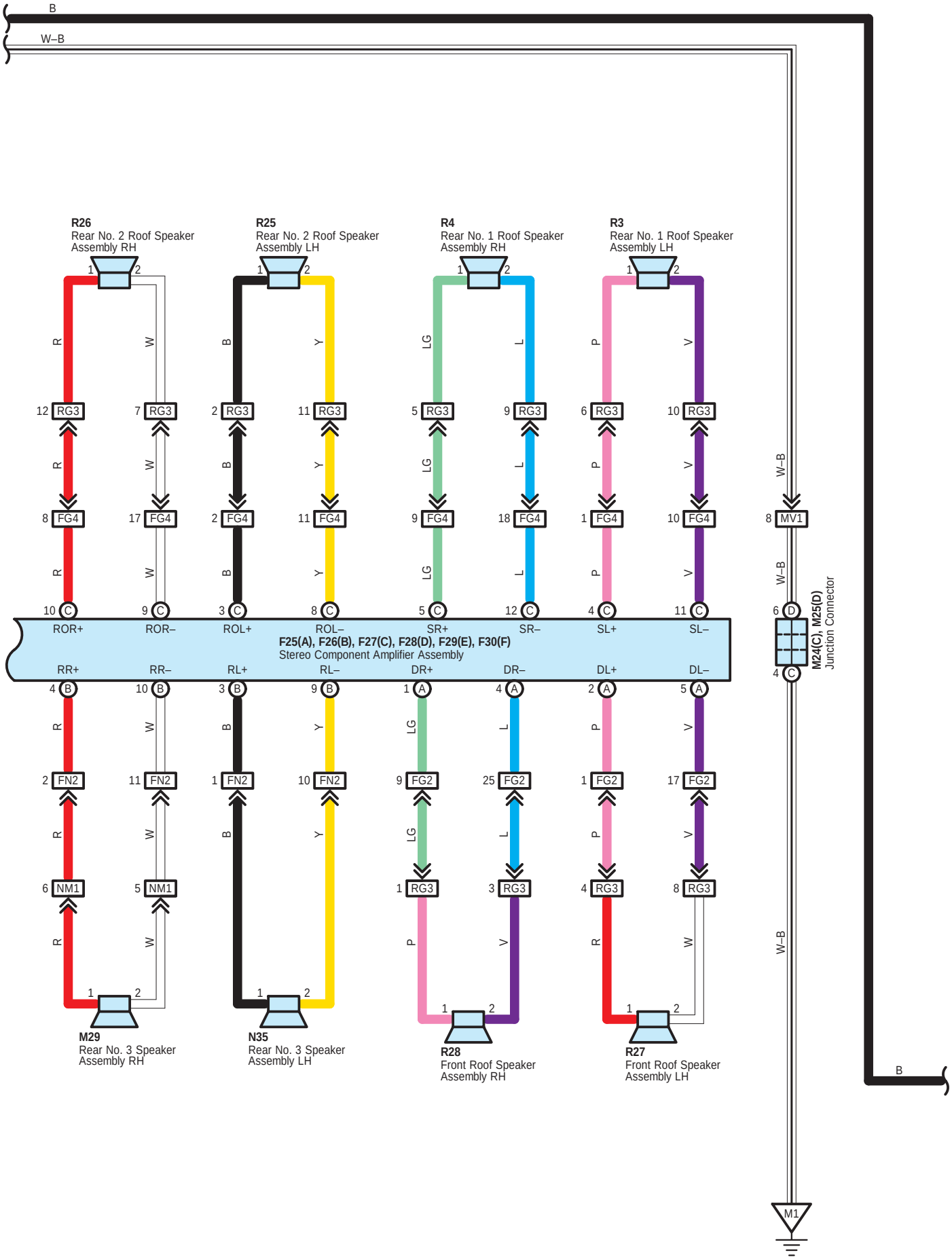
B
W–B
R26
Rear No. 2 Roof Speaker Assembly RH
R25
Rear No. 2 Roof Speaker Assembly LH
R4
Rear No. 1 Roof Speaker Assembly RH
R3
Rear No. 1 Roof Speaker Assembly LH
RG3
FG4
MV1
ROR+
ROR–
ROL+
ROL–
SR+
SR–
SL+
SL–
F25(A), F26(B), F27(C), F28(D), F29(E), F30(F)
Stereo Component Amplifier Assembly
RR+
RR–
RL+
RL–
DR+
DR–
DL+
DL–
M24(C), M25(D)
Junction Connector
FN2
NM1
FG2
M29
Rear No. 3 Speaker Assembly RH
N35
Rear No. 3 Speaker Assembly LH
R28
Front Roof Speaker Assembly RH
R27
Front Roof Speaker Assembly LH
M1

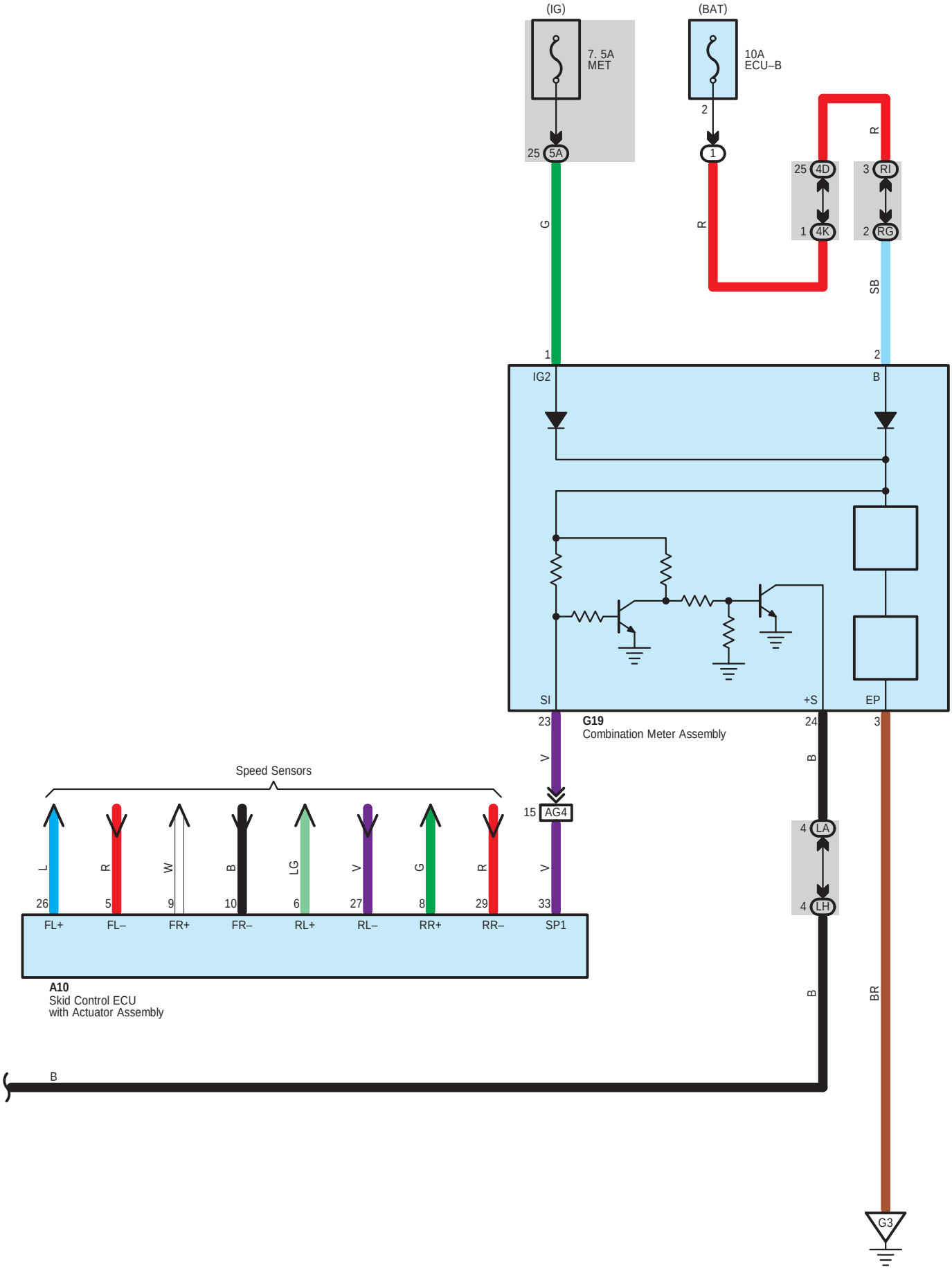
(IG)
7. 5A
MET
25 5A
(BAT)
10A
ECU–B
2
1
R
25 4D
1 4K
3 RI
2 RG
R
G
SB
1
2
IG2
B
SI
+S
EP
23
24
3
G19
Combination Meter Assembly
V
B
15 AG4
4 LA
4 LH
Speed Sensors
L
R
W
B
LG
V
G
R
V
26
5
9
10
6
27
8
29
33
FL+
FL–
FR+
FR–
RL+
RL–
RR+
RR–
SP1
A10
Skid Control ECU
with Actuator Assembly
B
B
BR
G3

A 4
White

A 10
Black

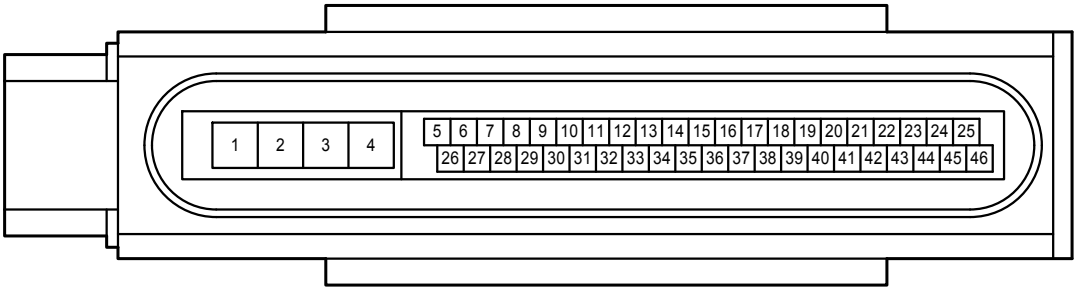

D 3
Gray

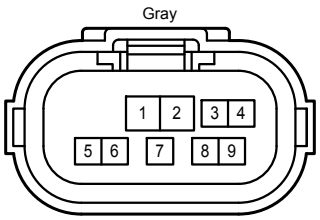

F 23
White

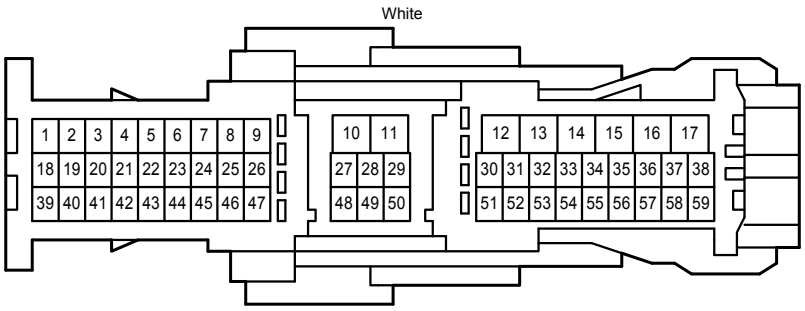

F 25
White

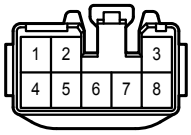

F 26
Blue

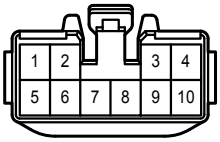

F 27
Brown

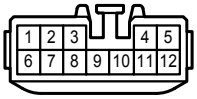

F 28
Gray

F 29
Black

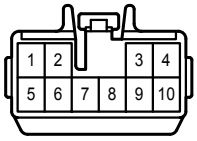

F 30
White

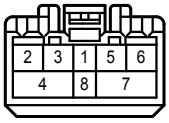

F 31
White

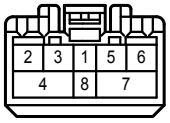

F 32
Black

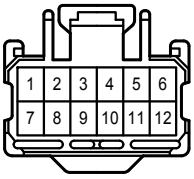

F 33
Black

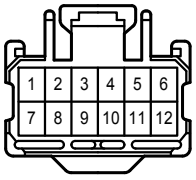

G 19
White

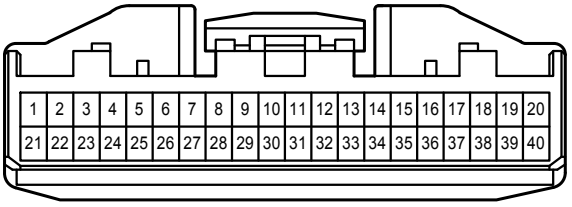

G 53
Black

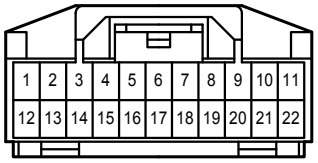

G 54
Blue

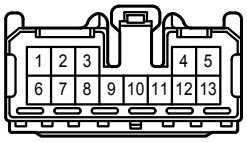

G 74
White

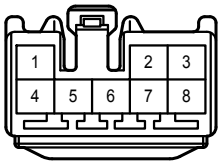

H 6
White

H 7
White

H 8
White

I 1
White

J 1
White

K 10
White

K 13
Black

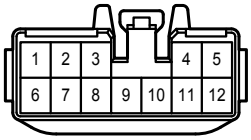

K 15
White

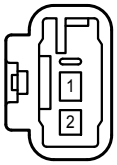

L 10
White

L 13
Black

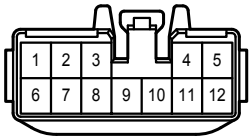

L 14
White

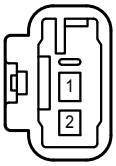

M 24
Blue



(From Jun. 2009 Production)

M 25
Blue



(From Jun. 2009 Production)

M 29
White

N 35
White

R 3
White

R 4
White

R 22
White

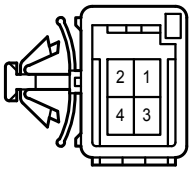

R 25
White

R 26
White

R 27
White

R 28
White

V 17
White

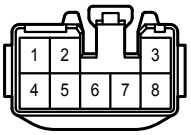

4D
White

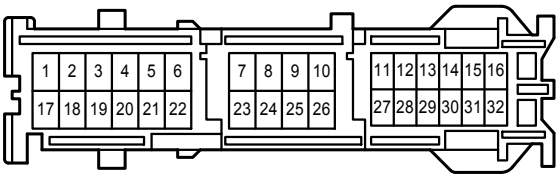

4K
Gray

4L
Gray

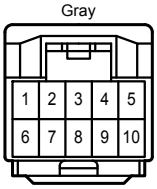

5A
White

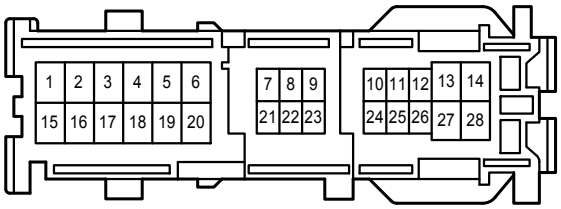

5D
White

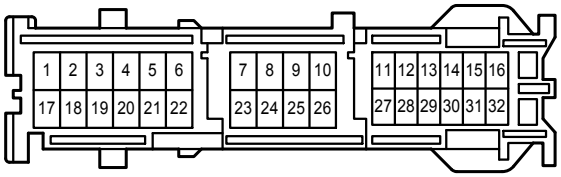

5L
Gray

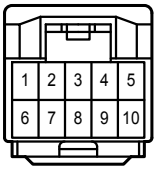

LA
White

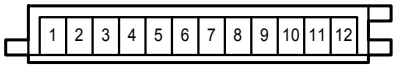

LC
White

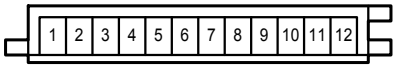

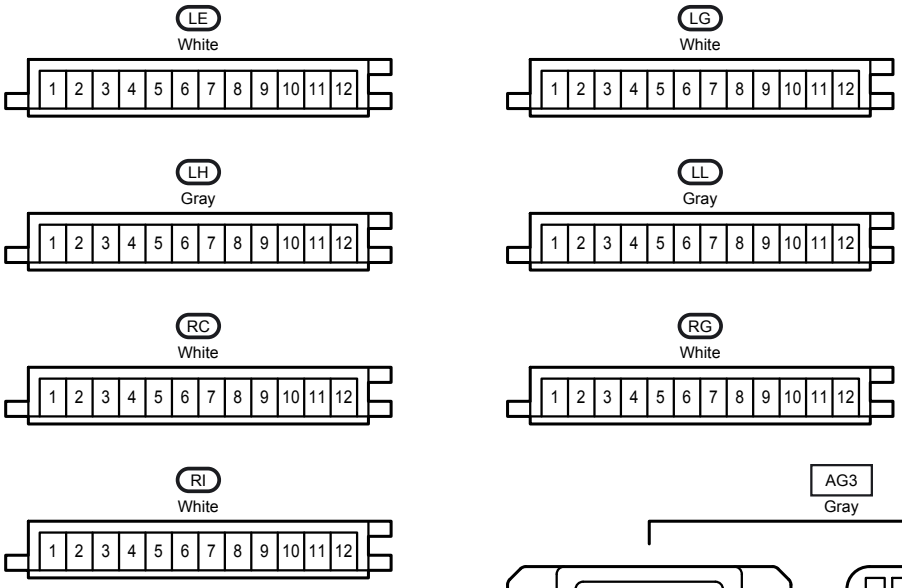
LE
White
1 2 3 4 5 6 7 8 9 10 11 12
LG
White
1 2 3 4 5 6 7 8 9 10 11 12
LH
Gray
1 2 3 4 5 6 7 8 9 10 11 12
LL
Gray
1 2 3 4 5 6 7 8 9 10 11 12
RC
White
1 2 3 4 5 6 7 8 9 10 11 12
RG
White
1 2 3 4 5 6 7 8 9 10 11 12
RI
White
1 2 3 4 5 6 7 8 9 10 11 12

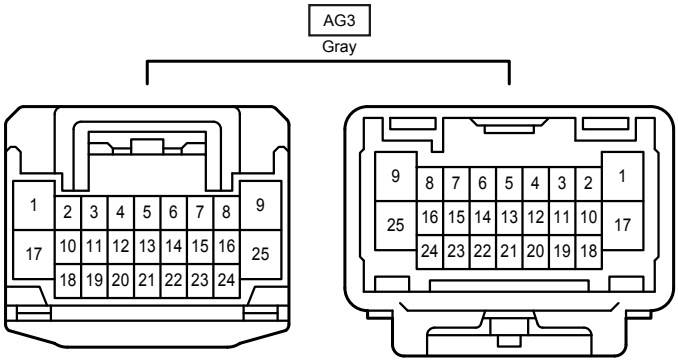
AG3
Gray
1 2 3 4 5 6 7 8 9
17 10 11 12 13 14 15 16 25
18 19 20 21 22 23 24
9 8 7 6 5 4 3 2 1
25 16 15 14 13 12 11 10 17
24 23 22 21 20 19 18

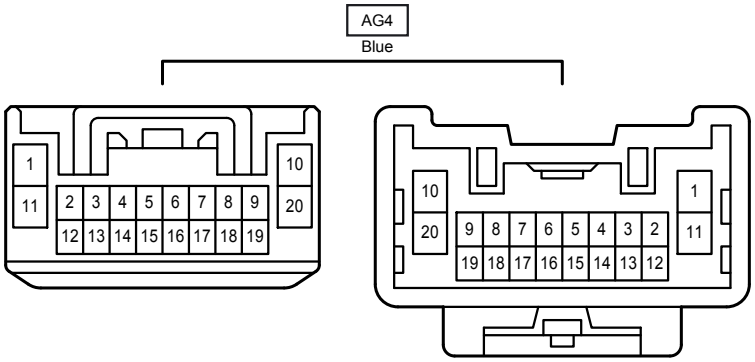
AG4
Blue
1 10
11 2 3 4 5 6 7 8 9 20
12 13 14 15 16 17 18 19
10 1
20 9 8 7 6 5 4 3 2 11
19 18 17 16 15 14 13 12

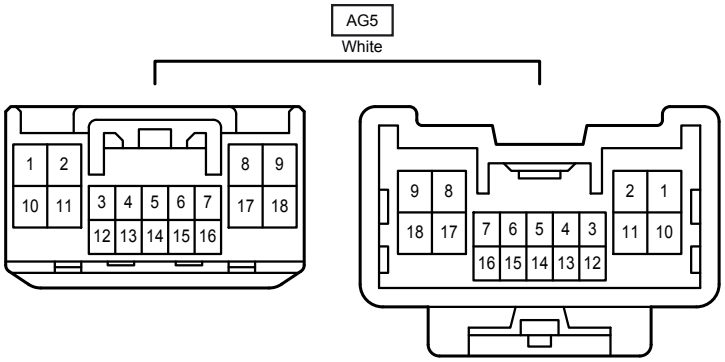
AG5
White
1 2 8 9
10 11 3 4 5 6 7 17 18
12 13 14 15 16
9 8 2 1
18 17 7 6 5 4 3 11 10
16 15 14 13 12

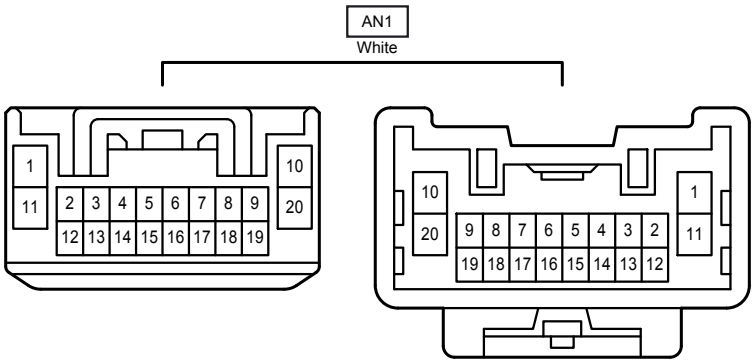
AN1
White

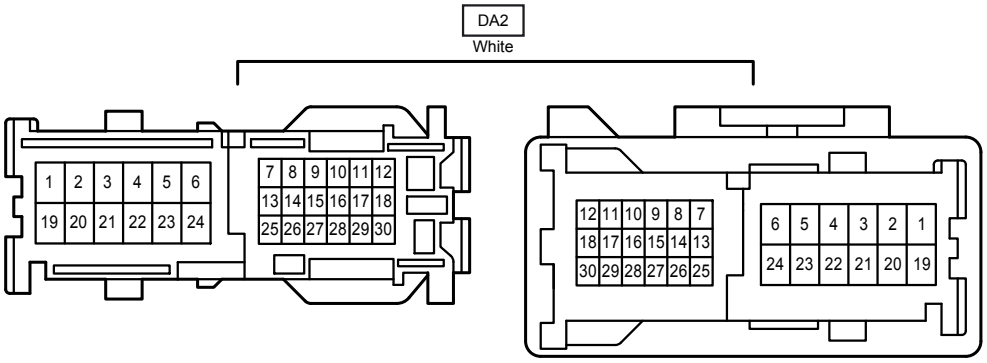
DA2
White

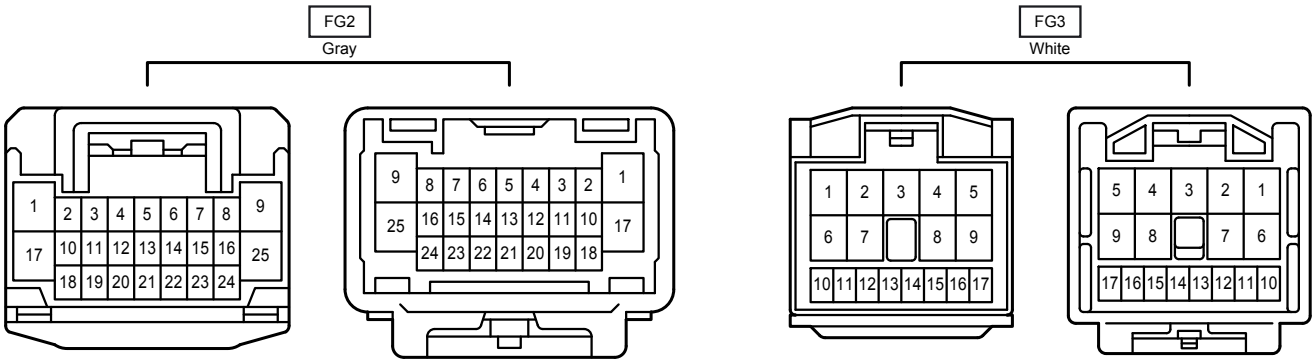
FG2
Gray
FG3
White

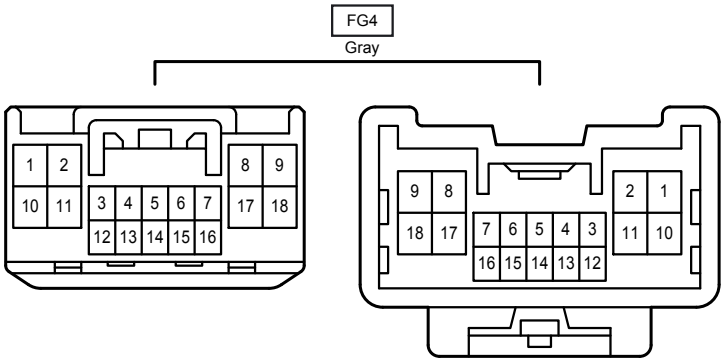
FG4
Gray

FN1
White

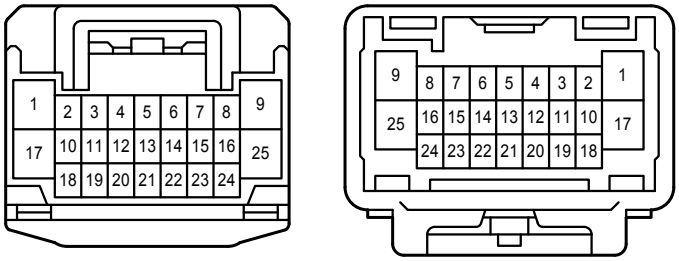

FN2
Black

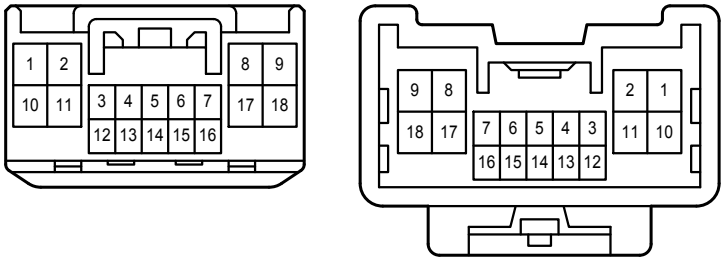

GF1
White

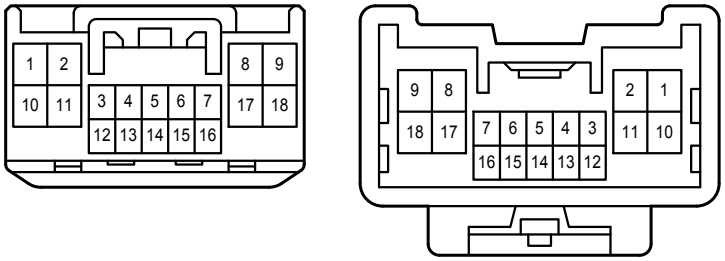

GM1
White

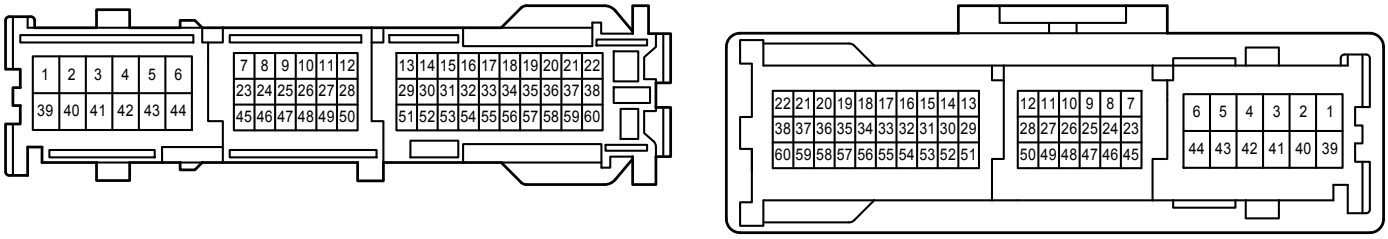

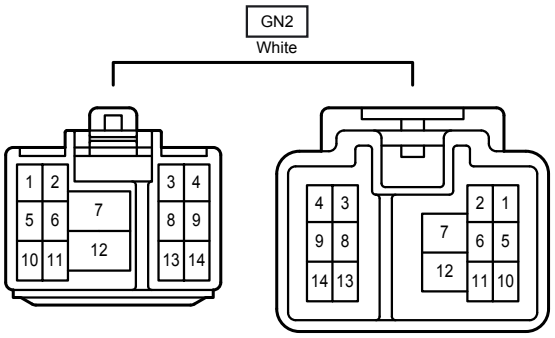
GN2
White

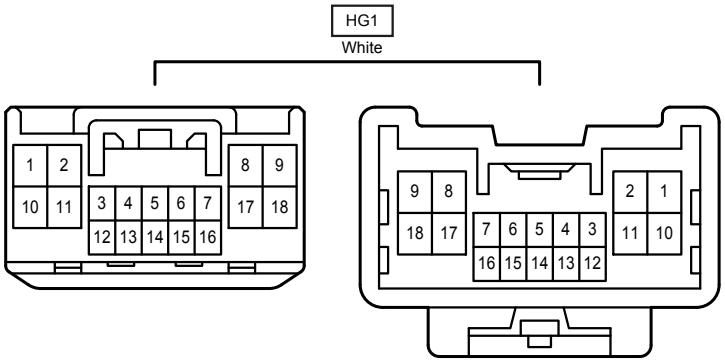
HG1
White

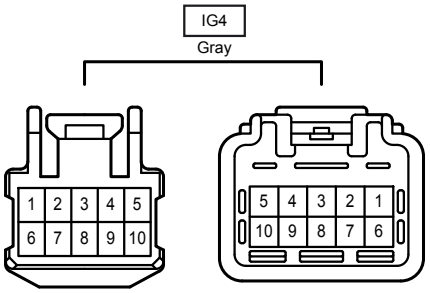
IG4
Gray

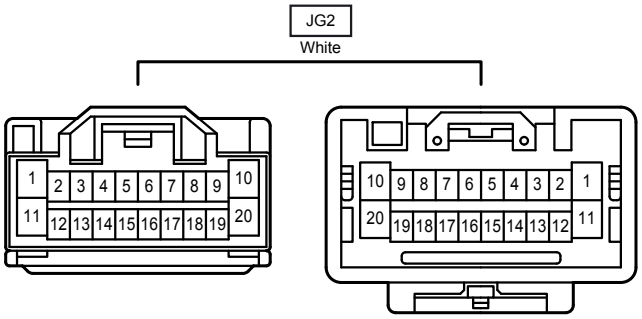
JG2
White

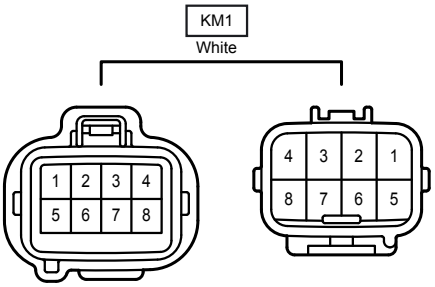
KM1
White

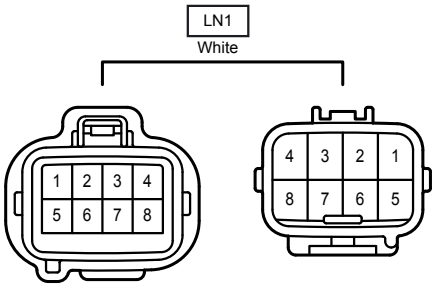
LN1
White

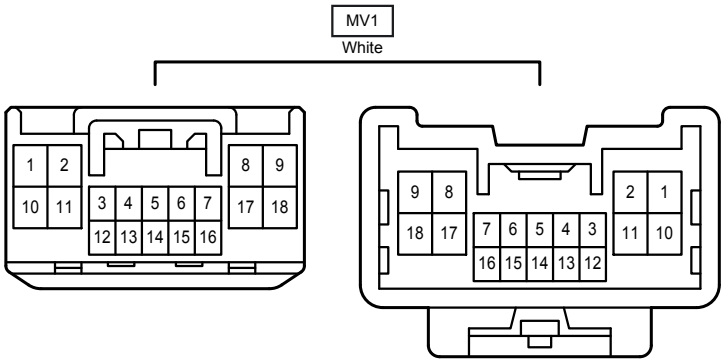
MV1
White

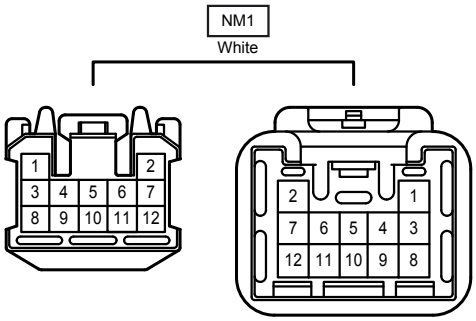
NM1
White

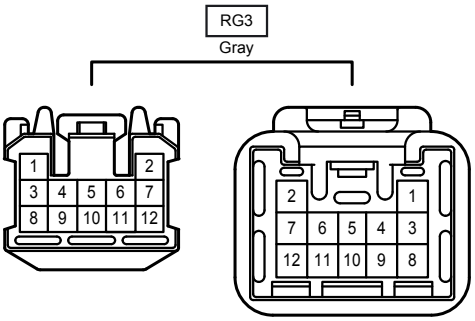
RG3
Gray

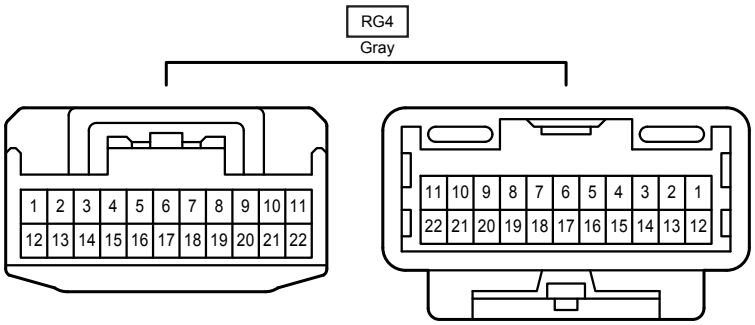
RG4
Gray
1 2 3 4 5 6 7 8 9 10 11
12 13 14 15 16 17 18 19 20 21 22
11 10 9 8 7 6 5 4 3 2 1
22 21 20 19 18 17 16 15 14 13 12