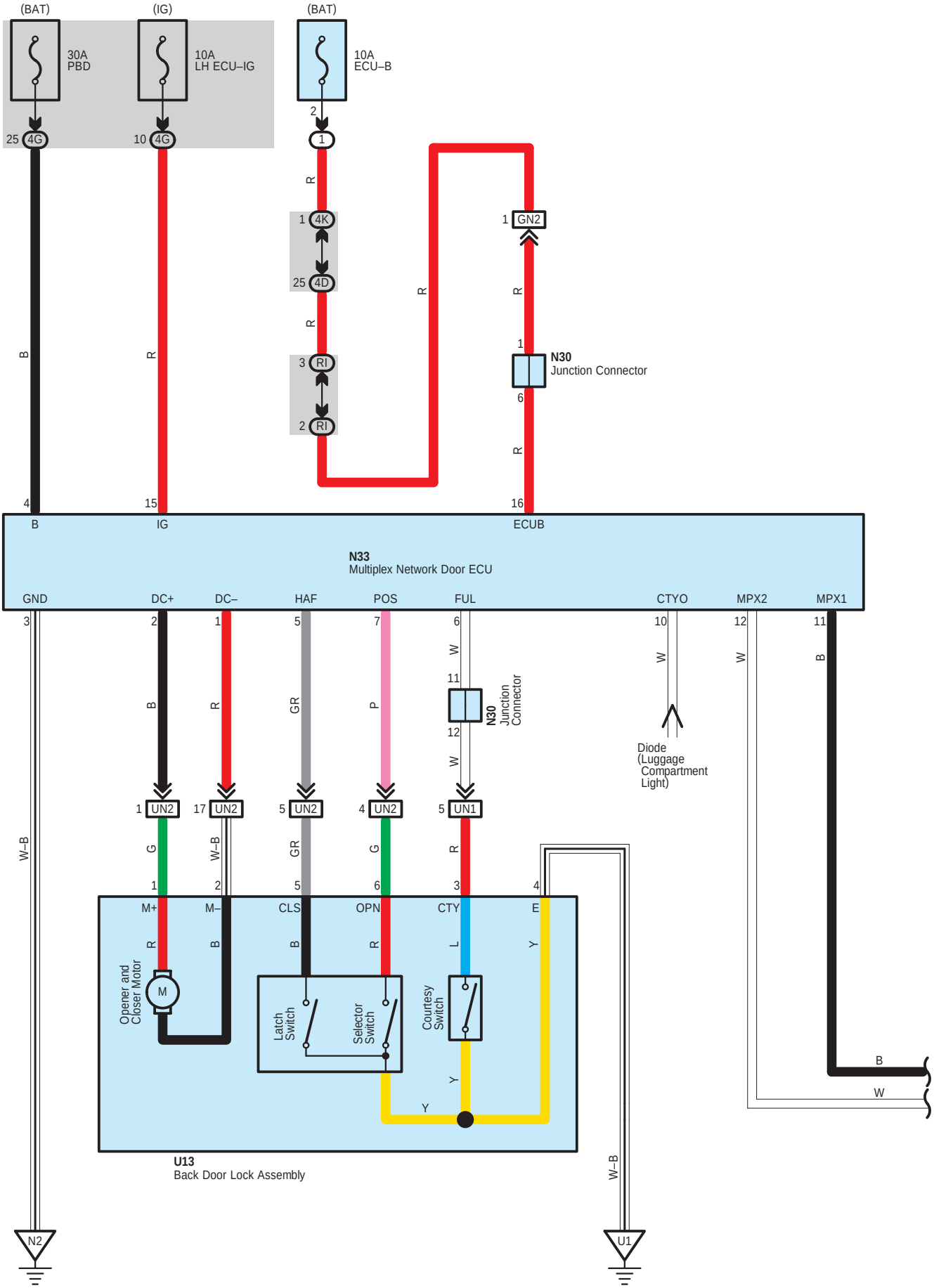
(BAT)
30A
PBD
(IG)
10A
LH ECU–IG
(BAT)
10A
ECU–B
25 4G
10 4G
2
1
R
1 4K
25 4D
R
3 RI
2 RI
R
1 GN2
R
1
N30
Junction Connector
6
R
B
R
4
15
16
B
IG
ECUB
N33
Multiplex Network Door ECU
GND
DC+
DC–
HAF
POS
FUL
CTYO
MPX2
MPX1
3
2
1
5
7
6
10
12
11
B
R
GR
P
W
11
N30
Junction
Connector
12
W
W
W
B
Diode
(Luggage
Compartment
Light)
1 UN2
17 UN2
5 UN2
4 UN2
5 UN1
W–B
G
W–B
GR
G
R
1
2
5
6
3
4
M+
M–
CLS
OPN
CTY
E
R
B
B
R
L
Y
Opener and
Closer Motor
M
Latch
Switch
Selector
Switch
Courtesy
Switch
Y
Y
B
W
U13
Back Door Lock Assembly
W–B
N2
U1

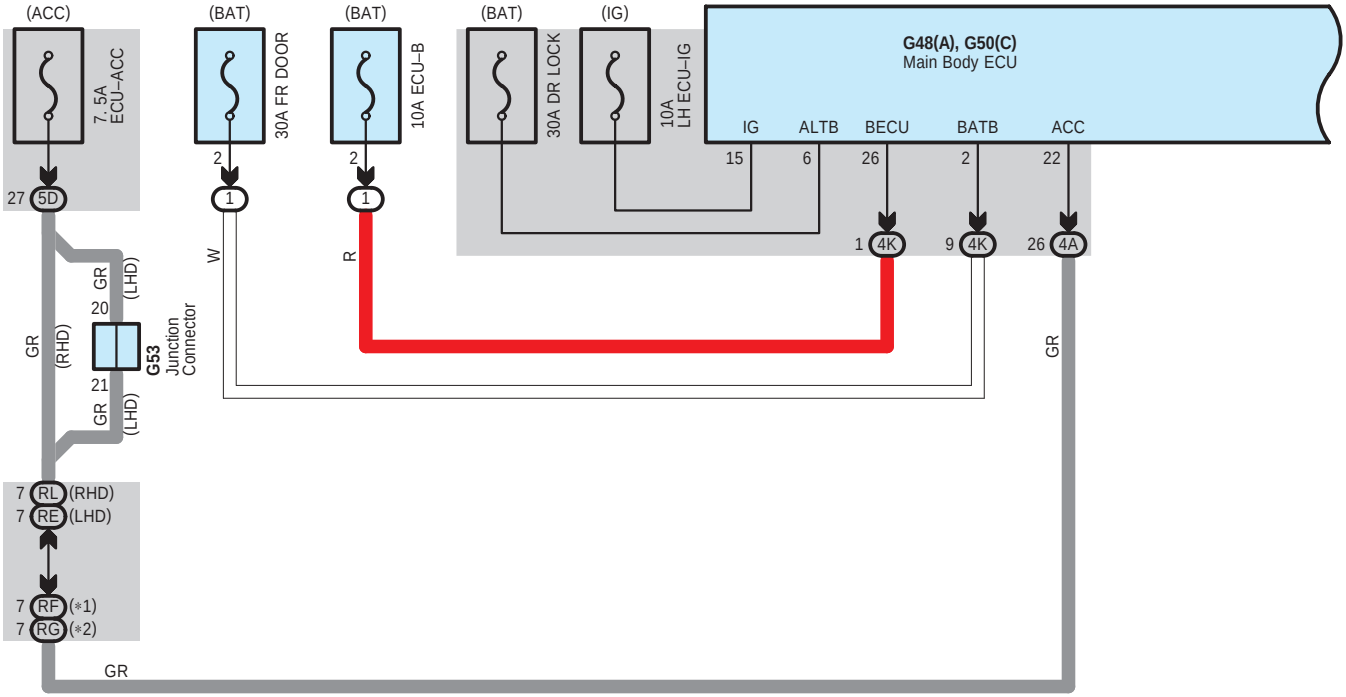

* 1 : RHD, LHD From Aug. 2010 Production
* 2 : LHD Before Aug. 2010 Production

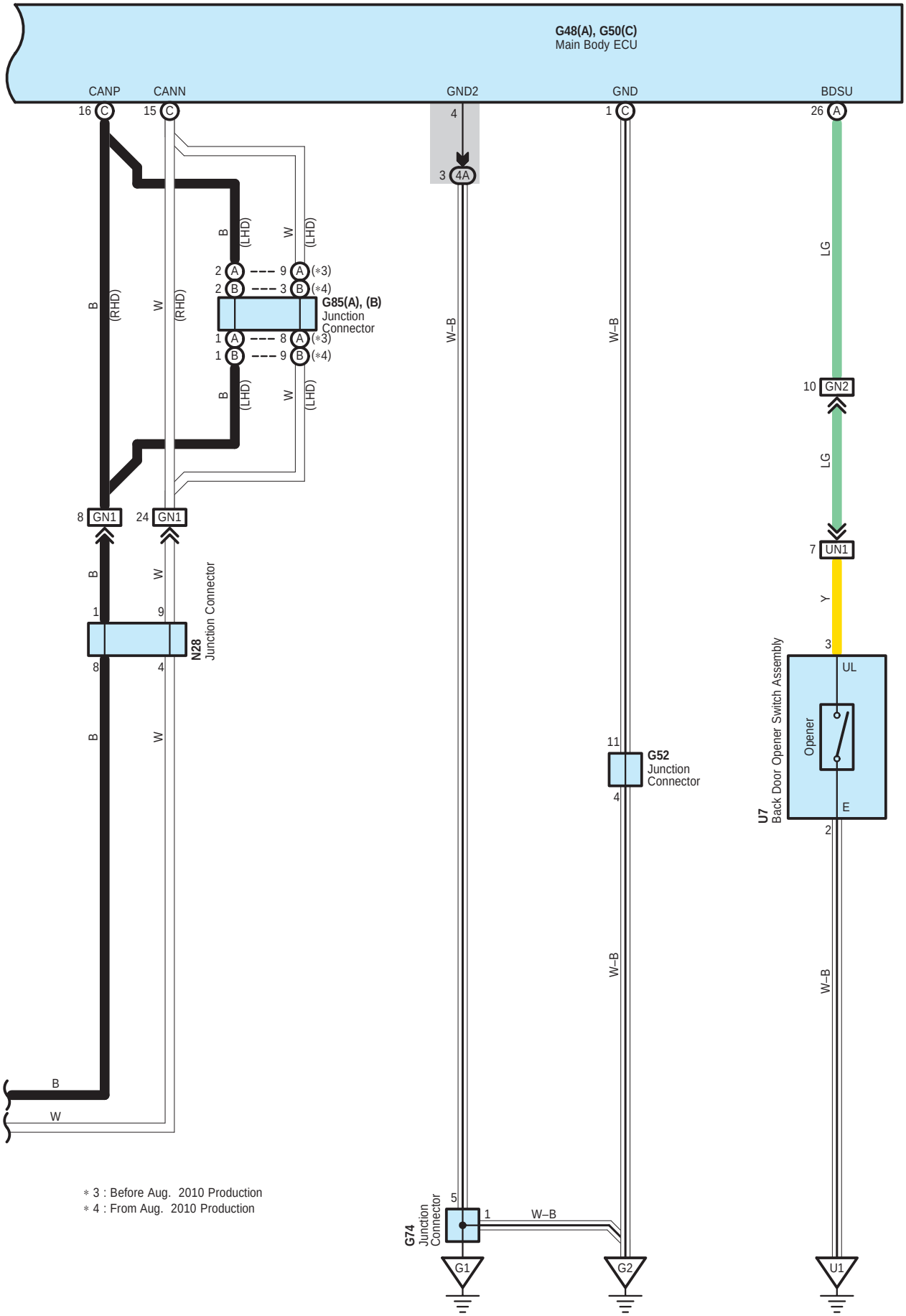
G48(A), G50(C)
Main Body ECU
CANP
CANN
GND2
GND
BDSU
16 C
15 C
4
3 4A
1 C
26 A
B
(LHD)
W
(LHD)
2 A --- 9 A (*3)
2 B --- 3 B (*4)
G85(A), (B)
Junction
Connector
1 A --- 8 A (*3)
1 B --- 9 B (*4)
B
(RHD)
W
(RHD)
B
(LHD)
W
(LHD)
W–B
W–B
LG
10 GN2
LG
8 GN1
24 GN1
7 UN1
B
W
Y
1
9
N28
Junction Connector
8
4
3
UL
Opener
E
U7
Back Door Opener Switch Assembly
2
B
W
11
G52
Junction
Connector
4
W–B
W–B
B
W
* 3 : Before Aug. 2010 Production
* 4 : From Aug. 2010 Production
5
1
W–B
G74
Junction
Connector
G1
G2
U1

G 48
White

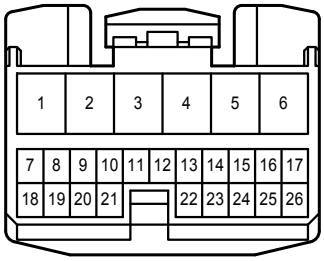

G 50
White

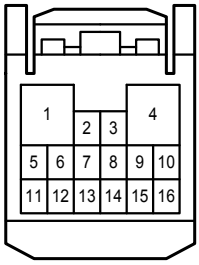

G 52
Gray

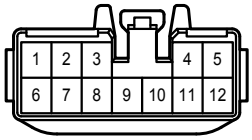

G 53
Black

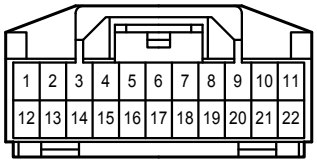

G 74
White

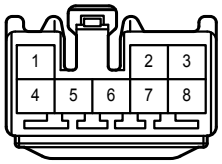

G 85
Gray

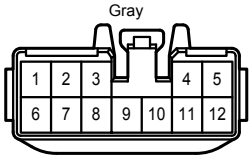

N 28
White

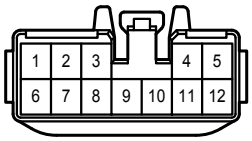

N 30
White

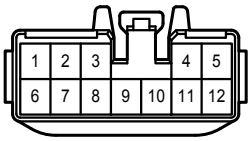

N 33
White

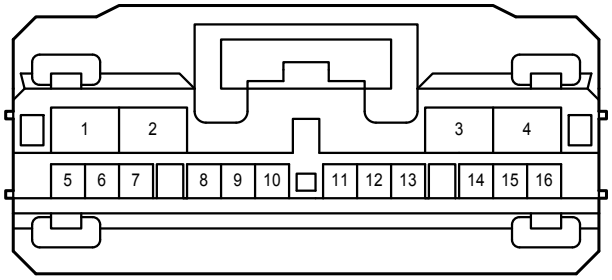

U 7
White

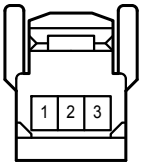

U 13
White

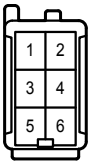

4A
White

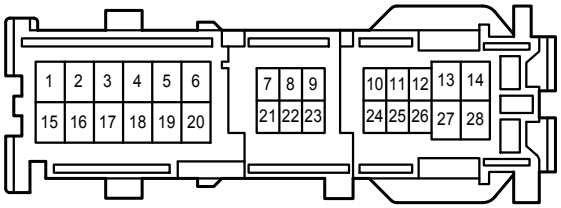

4D
White

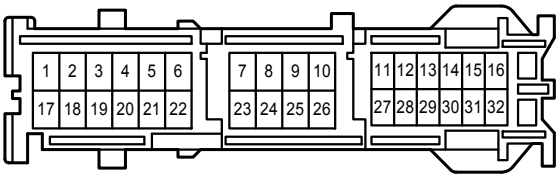

4G
White

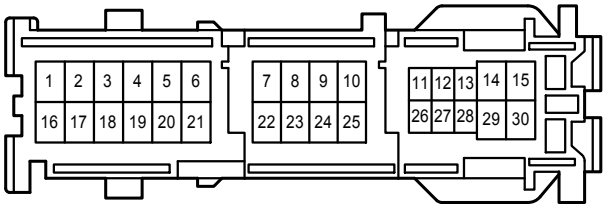

4K
Gray



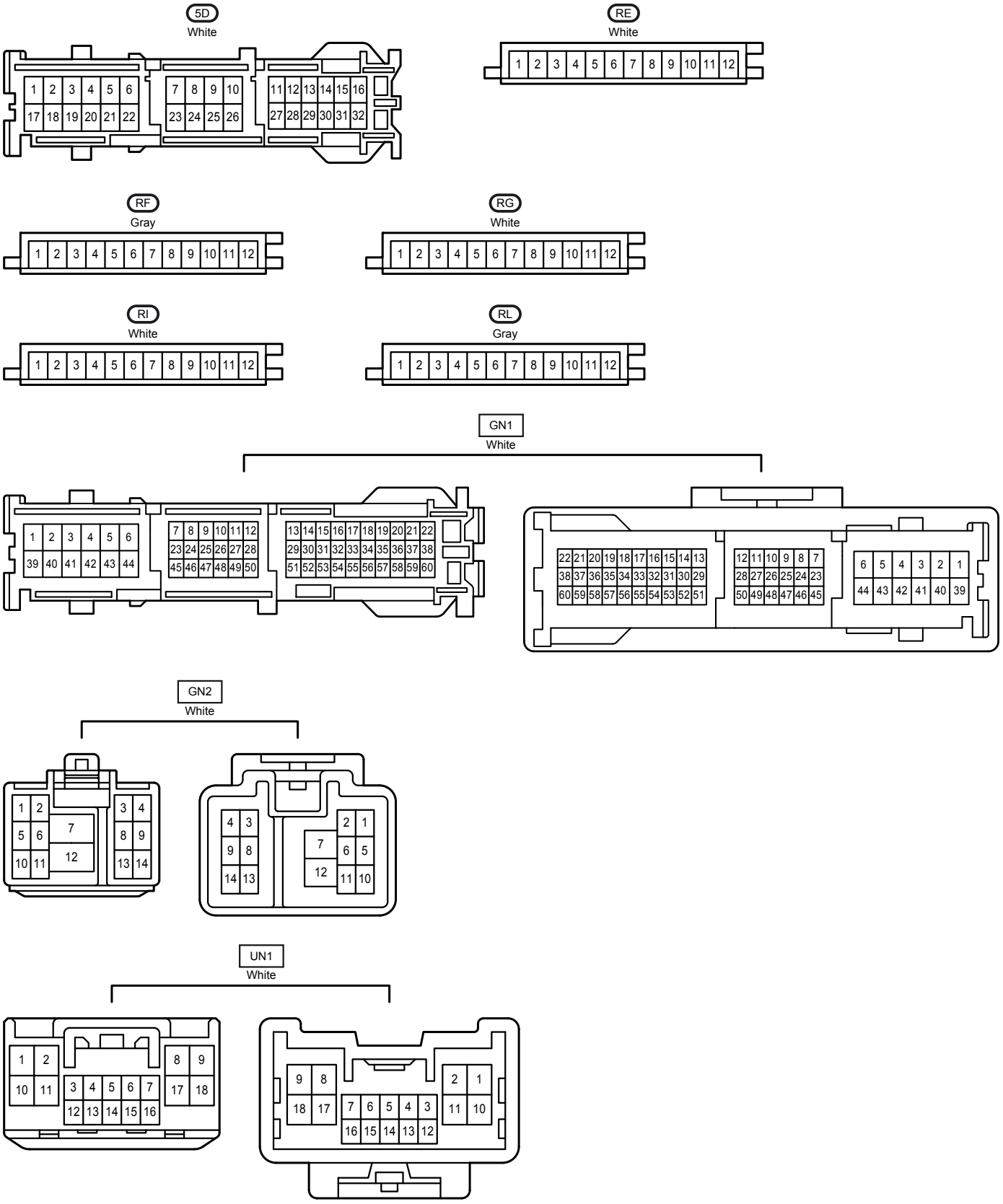
5D
White
RE
White
RF
Gray
RG
White
RI
White
RL
Gray
GN1
White
GN2
White
UN1
White

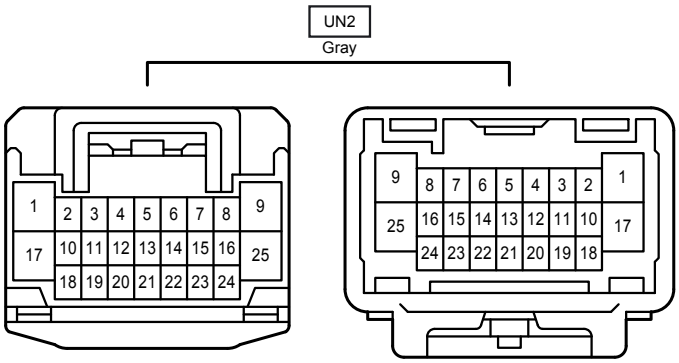
UN2
Gray
1
2
3
4
5
6
7
8
9
17
10
11
12
13
14
15
16
25
18
19
20
21
22
23
24
9
8
7
6
5
4
3
2
1
25
16
15
14
13
12
11
10
17
24
23
22
21
20
19
18