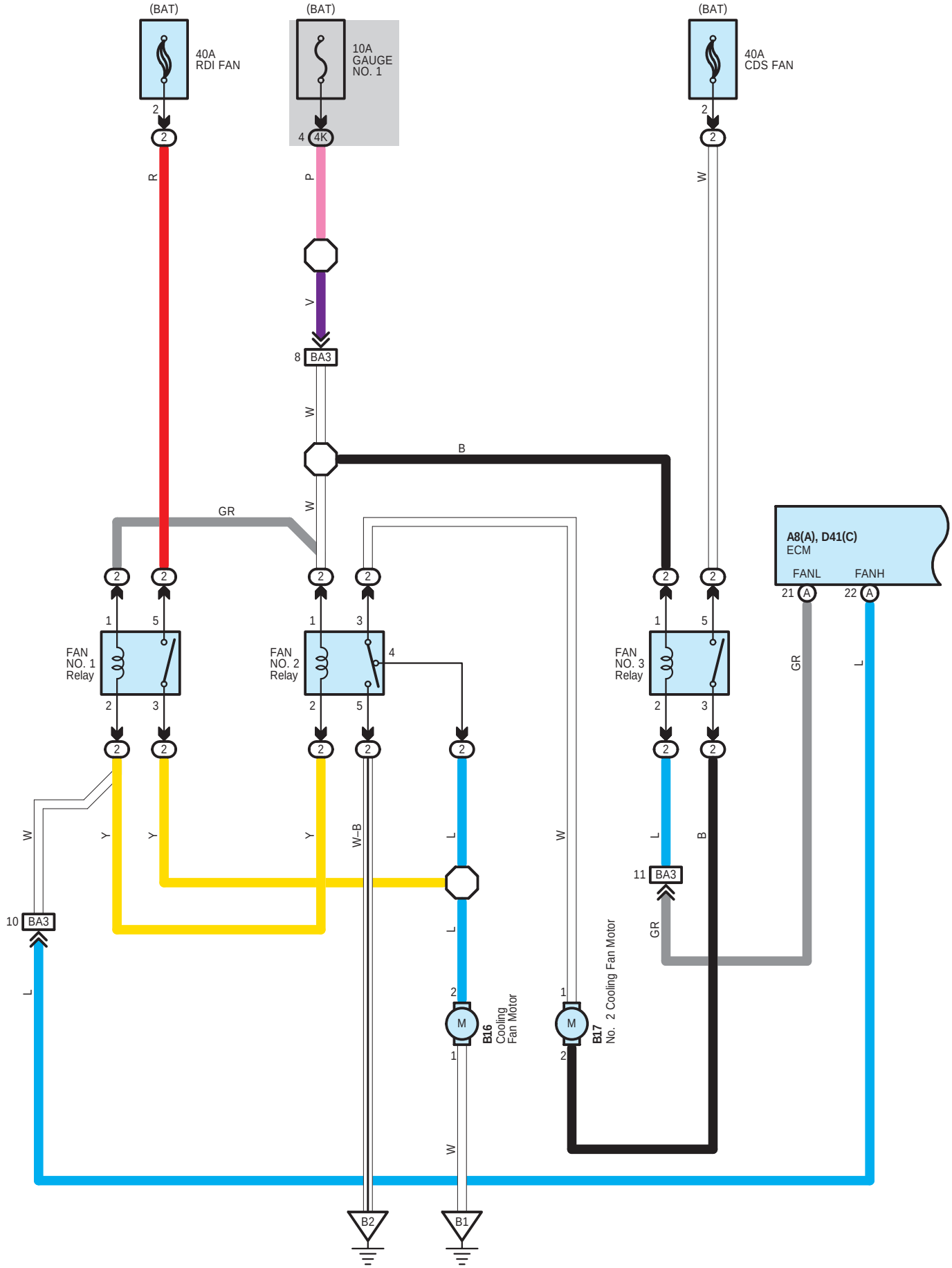
(BAT)
40A
RDI FAN
(BAT)
10A
GAUGE
NO. 1
(BAT)
40A
CDS FAN
4K
BA3
A8(A), D41(C)
ECM
FANL
FANH
21
22
FAN
NO. 1
Relay
FAN
NO. 2
Relay
FAN
NO. 3
Relay
BA3
BA3
B16
Cooling
Fan Motor
B17
No. 2 Cooling Fan Motor
B2
B1

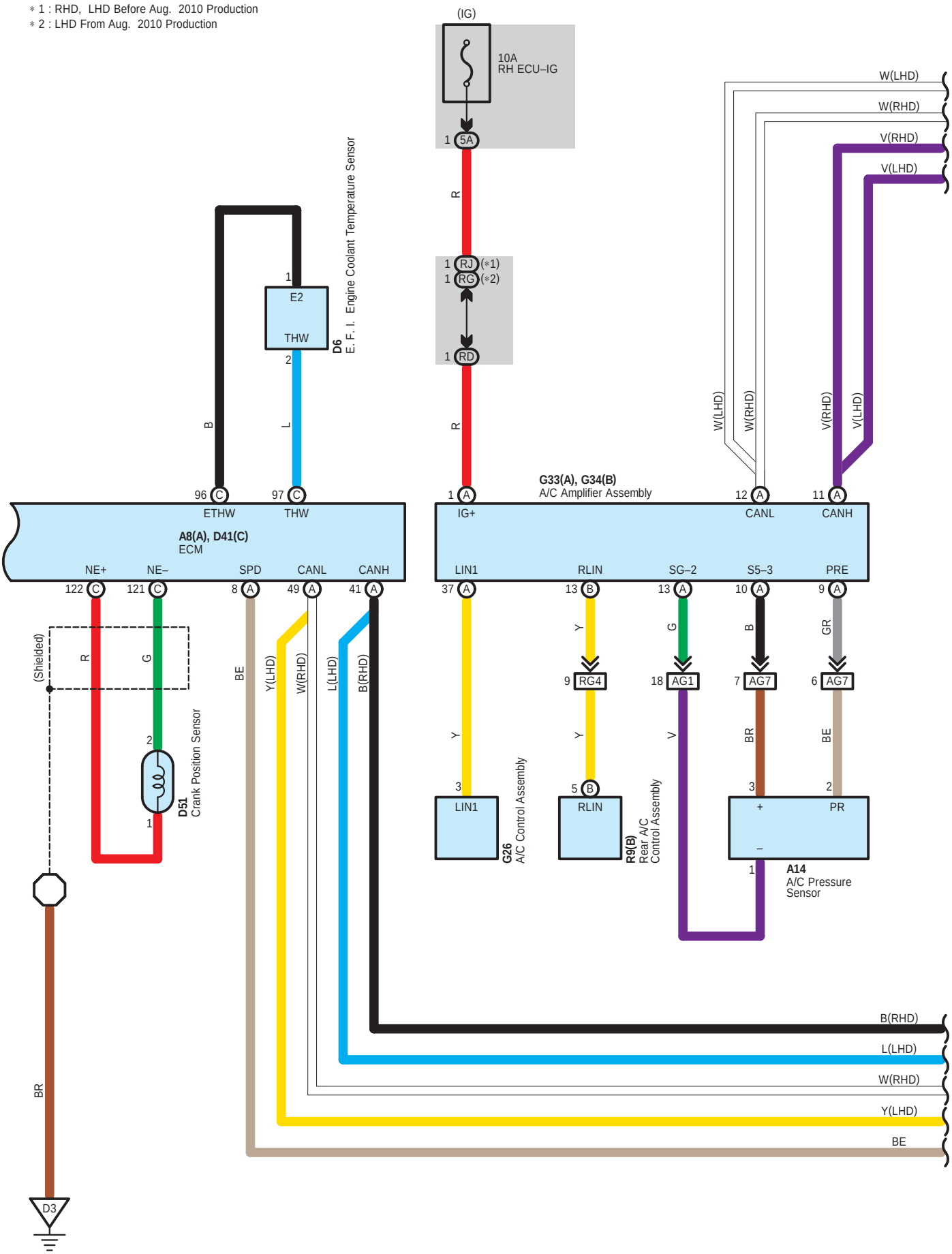
∗1 : RHD, LHD Before Aug. 2010 Production
∗2 : LHD From Aug. 2010 Production
(IG)
10A
RH ECU–IG
1 5A
R
1 RJ (∗1)
1 RG (∗2)
1 RD
R
1
E2
THW
2
D6
E. F. I. Engine Coolant Temperature Sensor
B
L
96 C
97 C
ETHW
THW
A8(A), D41(C)
ECM
NE+
NE–
SPD
CANL
CANH
122 C
121 C
8 A
49 A
41 A
(Shielded)
R
G
BE
Y(LHD)
W(RHD)
L(LHD)
B(RHD)
2
1
D51
Crank Position Sensor
BR
D3
G33(A), G34(B)
A/C Amplifier Assembly
1 A
12 A
11 A
IG+
CANL
CANH
W(LHD)
W(RHD)
V(RHD)
V(LHD)
LIN1
RLIN
SG–2
S5–3
PRE
37 A
13 B
13 A
10 A
9 A
Y
G
B
GR
9 RG4
18 AG1
7 AG7
6 AG7
Y
V
BR
BE
3
LIN1
G26
A/C Control Assembly
5 B
RLIN
R9(B)
Rear A/C
Control Assembly
3
2
+
PR
–
1
A14
A/C Pressure
Sensor
B(RHD)
L(LHD)
W(RHD)
Y(LHD)
BE

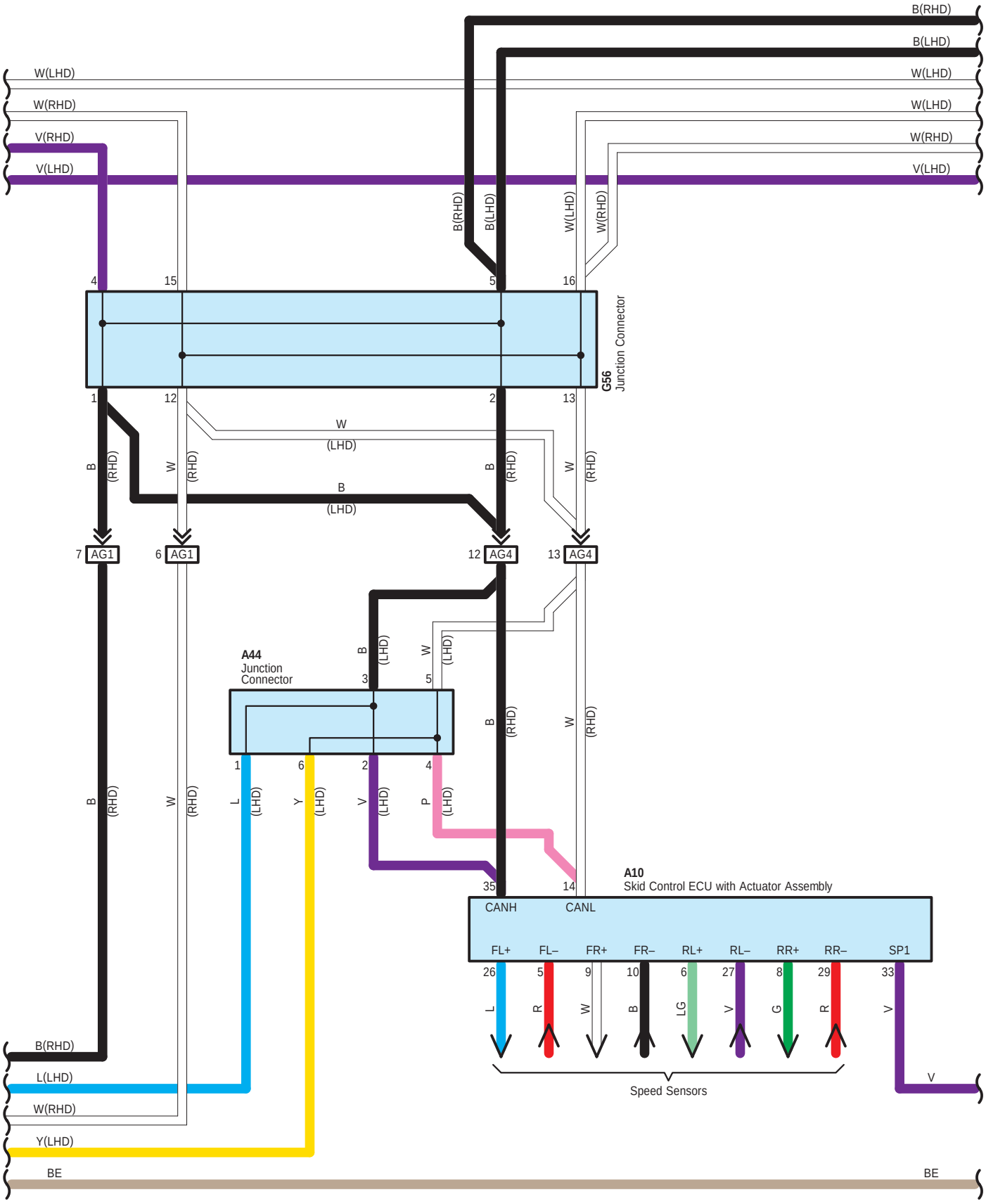
B(RHD)
B(LHD)
W(LHD)
W(RHD)
V(RHD)
V(LHD)
G56
Junction Connector
AG1
AG4
A44
Junction
Connector
A10
Skid Control ECU with Actuator Assembly
CANH
CANL
FL+
FL–
FR+
FR–
RL+
RL–
RR+
RR–
SP1
Speed Sensors
L(LHD)
Y(LHD)
BE

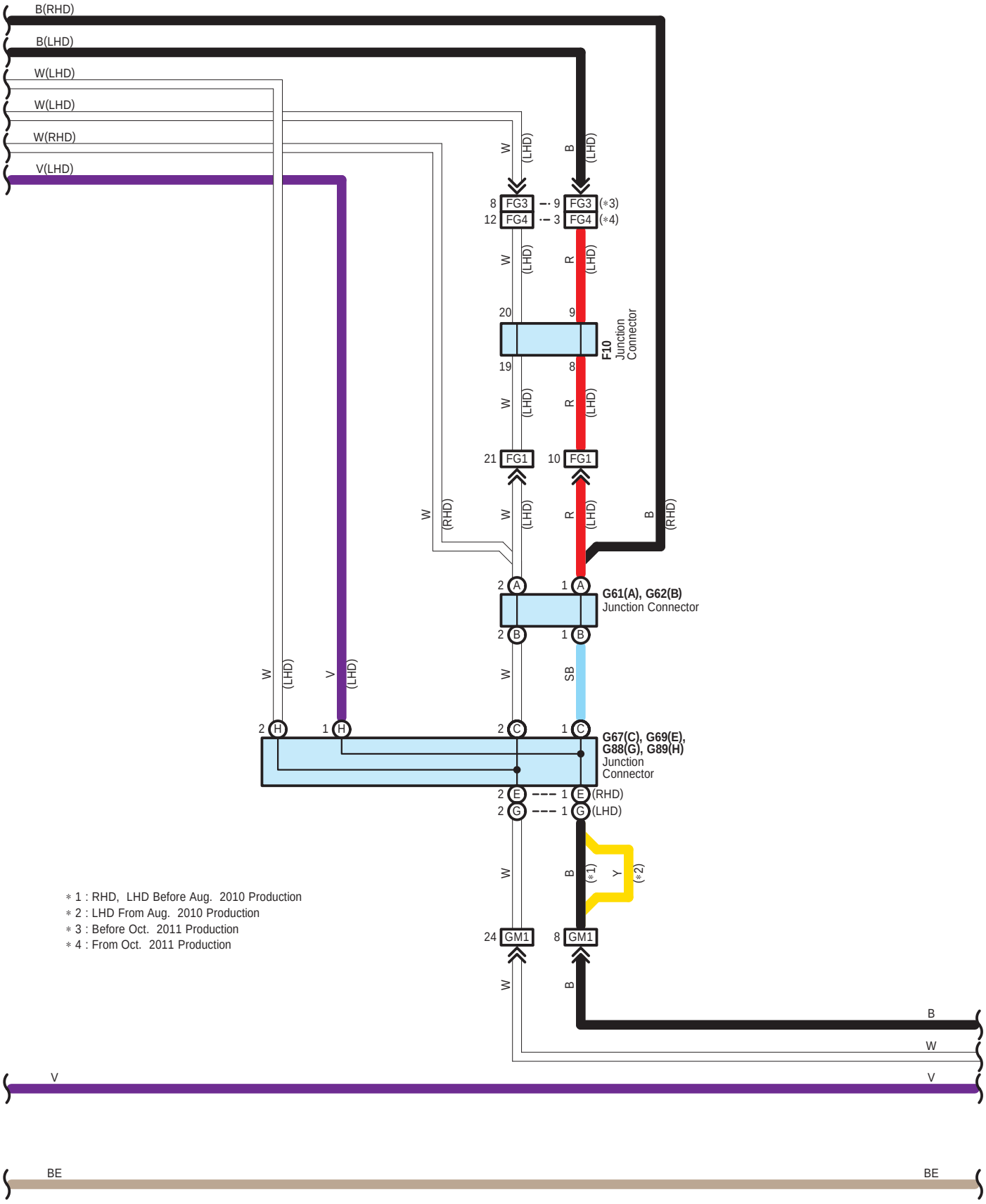
B(RHD)
B(LHD)
W(LHD)
W(LHD)
W(RHD)
V(LHD)
8 FG3
12 FG4
9 FG3 (*3)
3 FG4 (*4)
20
9
19
8
F10 Junction Connector
21 FG1
10 FG1
2 A
1 A
G61(A), G62(B) Junction Connector
2 B
1 B
2 H
1 H
2 C
1 C
G67(C), G69(E), G88(G), G89(H) Junction Connector
2 E
1 E (RHD)
2 G
1 G (LHD)
24 GM1
8 GM1
(*1)
(*2)
* 1 : RHD, LHD Before Aug. 2010 Production
* 2 : LHD From Aug. 2010 Production
* 3 : Before Oct. 2011 Production
* 4 : From Oct. 2011 Production
B
W
V
V
BE
BE

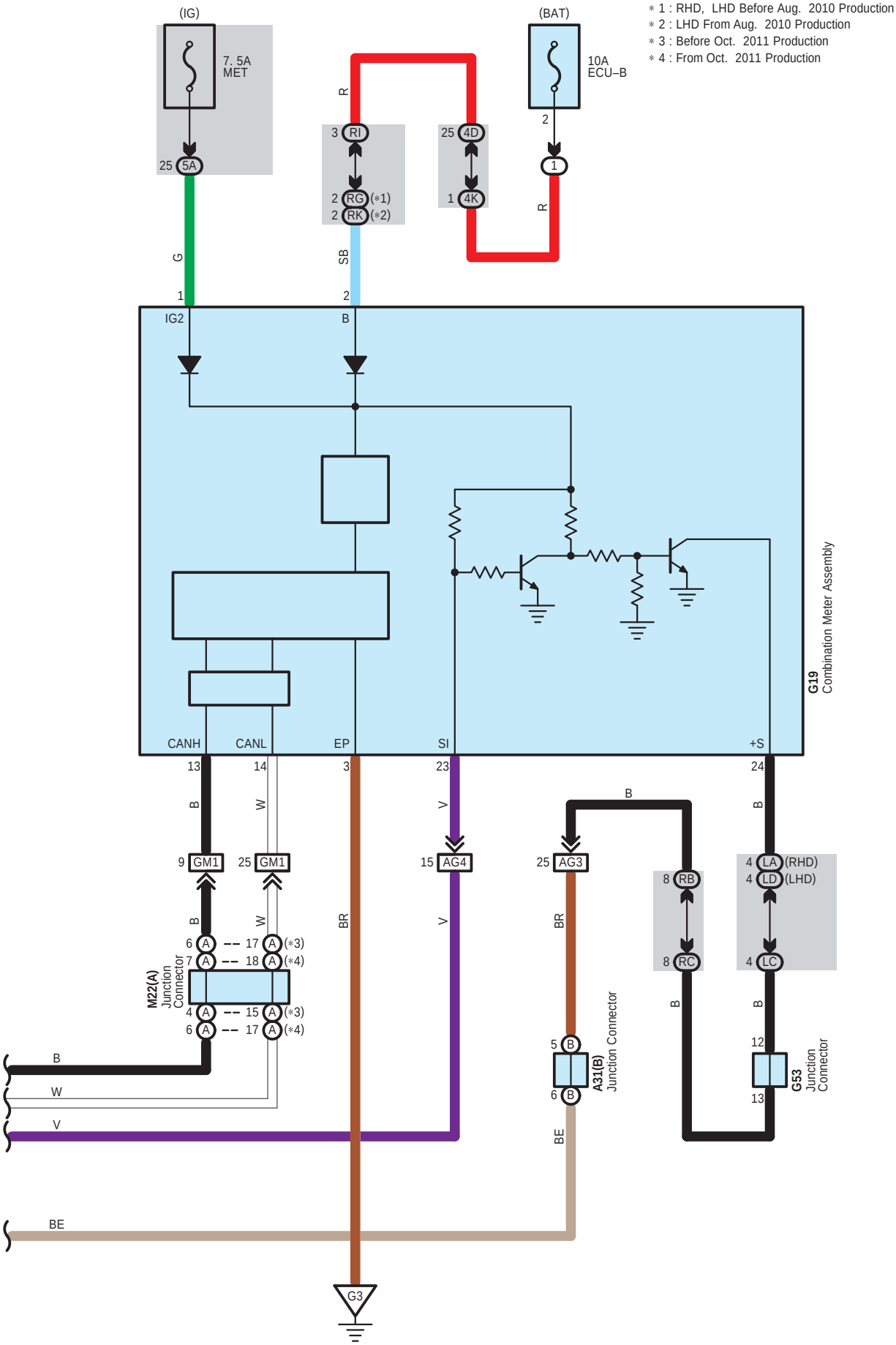
(IG)
7. 5A
MET
25 5A
G
1
IG2
(BAT)
10A
ECU–B
2
1
R
3 RI
2 RG (*1)
2 RK (*2)
SB
2
B
25 4D
1 4K
R
* 1 : RHD, LHD Before Aug. 2010 Production
* 2 : LHD From Aug. 2010 Production
* 3 : Before Oct. 2011 Production
* 4 : From Oct. 2011 Production
G19
Combination Meter Assembly
CANH
CANL
EP
SI
+S
13
14
3
23
24
B
W
V
B
9 GM1
25 GM1
15 AG4
25 AG3
8 RB
8 RC
4 LA (RHD)
4 LD (LHD)
4 LC
B
W
BR
V
BR
6 A -- 17 A (*3)
7 A -- 18 A (*4)
M22(A)
Junction
Connector
4 A -- 15 A (*3)
6 A -- 17 A (*4)
5 B
6 B
A31(B)
Junction Connector
BE
12
13
G53
Junction
Connector
B
W
V
BE
G3

A 8
Black

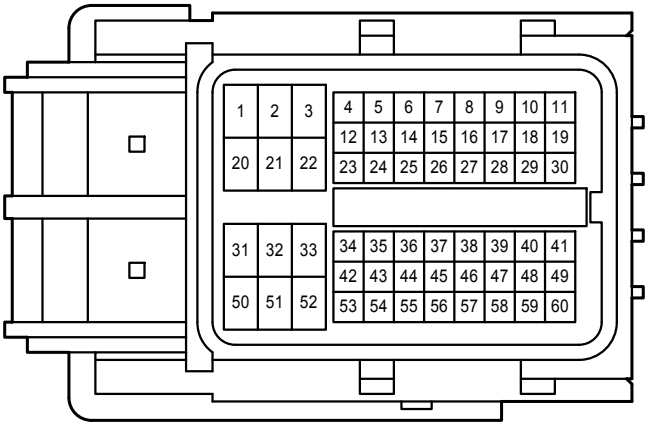

A 10
Black

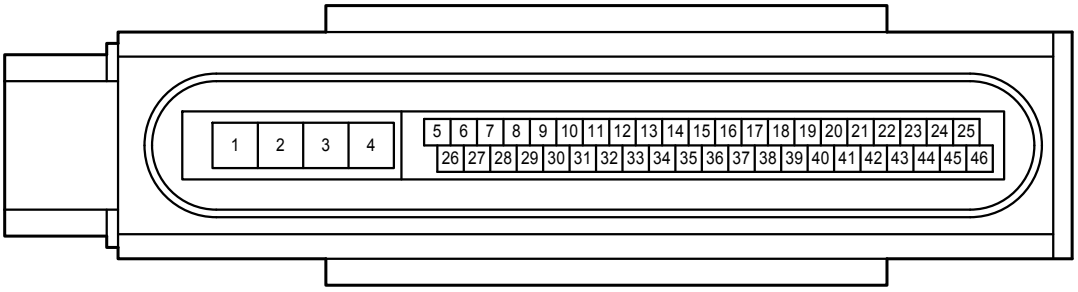

A 14
Black

A 31
Black



A 44
Gray

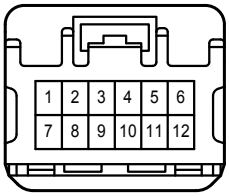

(Before Oct. 2011 Production)

A 44
Black

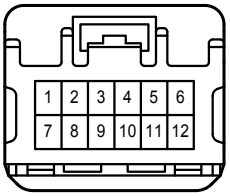

(From Oct. 2011 Production)

B 16
Gray

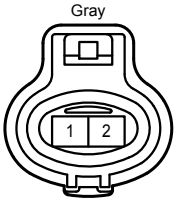

B 17
Gray

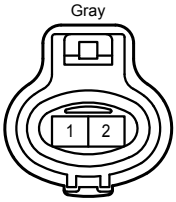

D 6
Black

D 41
Black

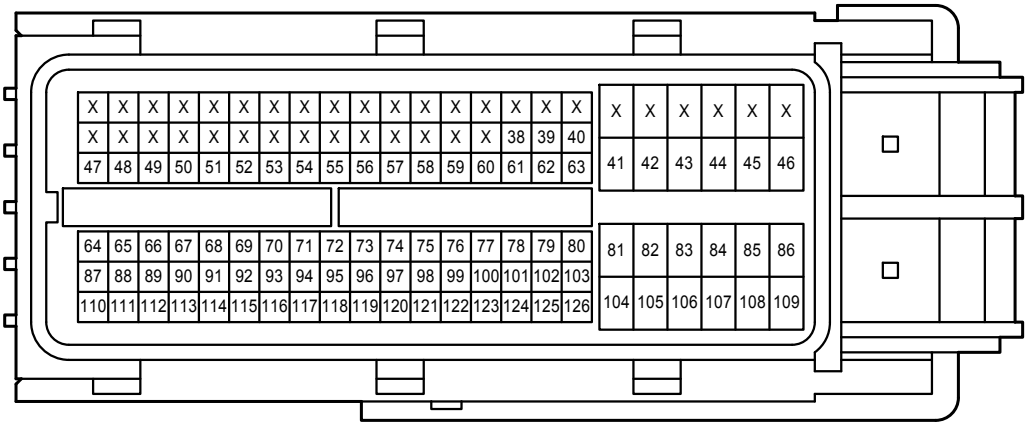

D 51
Gray

F 10
Black

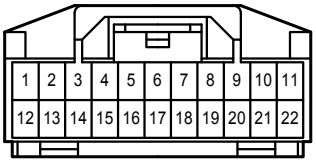

G 19
White

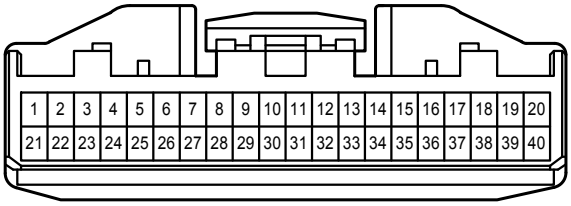

G 26
Black



G 33
White

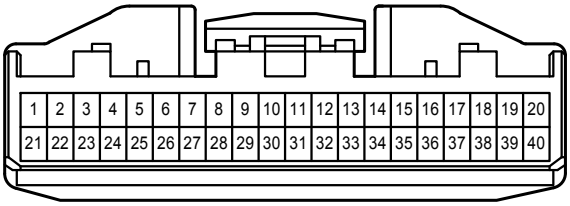

G 34
White

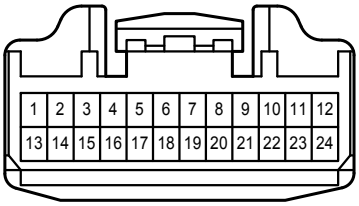

G 53
Black

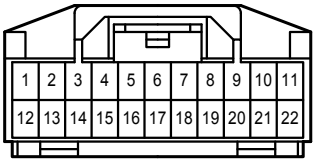

G 56
Gray

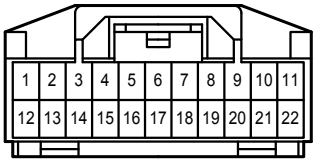

G 61
Brown

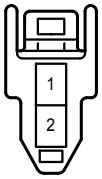

G 62
Brown

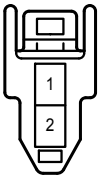

G 67
White

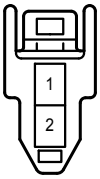

G 69
Black

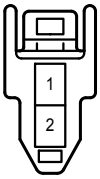

G 88
White

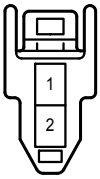

G 89
White

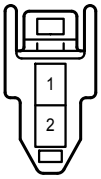

M 22
Black

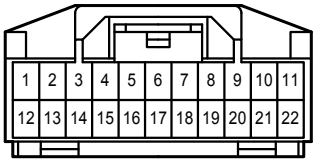

R 9
Black

(From Jun. 2009 Production)

4D
White

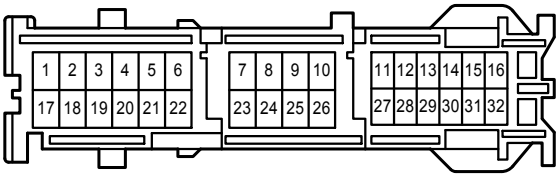

4K
Gray



5A
White

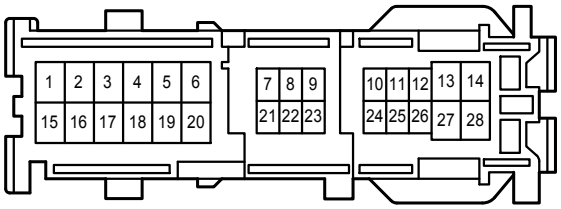

LA
White

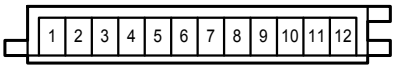

LC
White

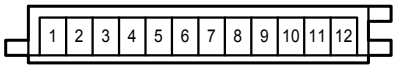

LD
Gray

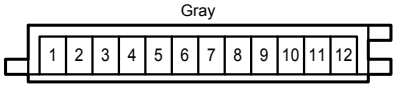

RB
Gray

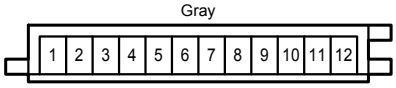

RC
White

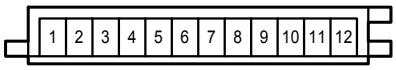

RD
Gray

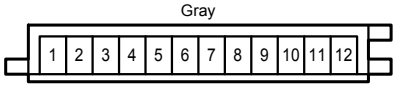

RG
White

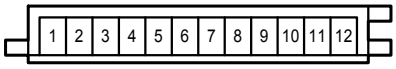

RI
White

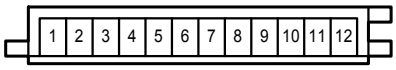

RJ
Gray

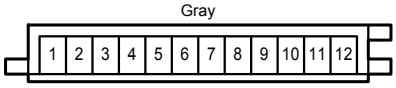

RK
White

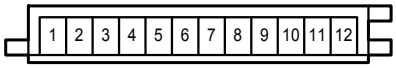

AG1
White

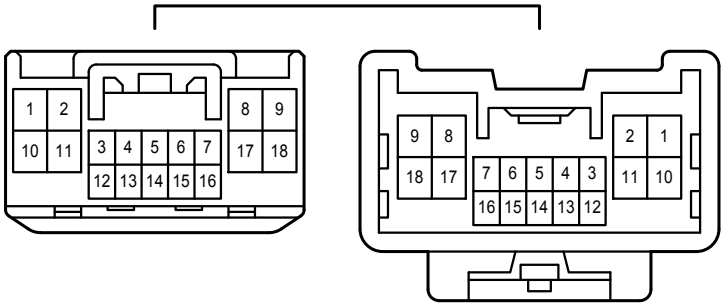

AG3
Gray

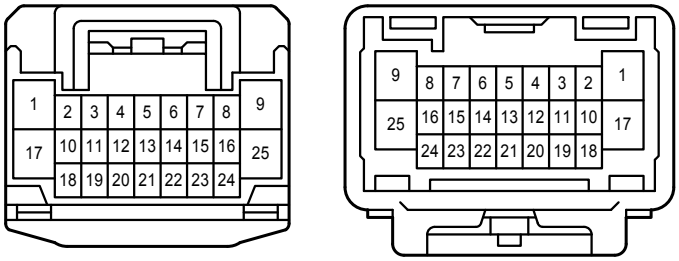

AG4
Blue

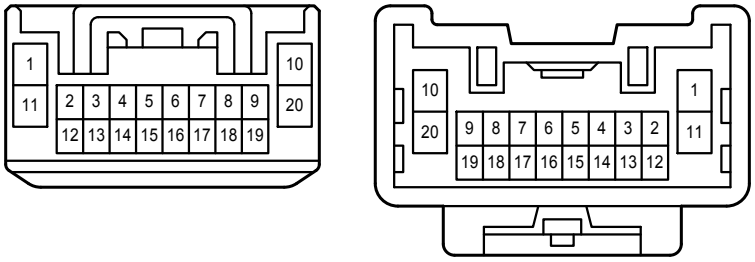

AG7
Gray

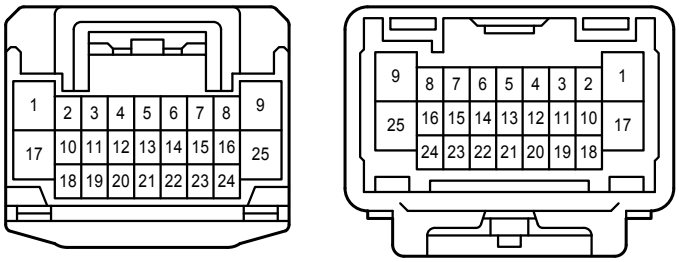

BA3
White

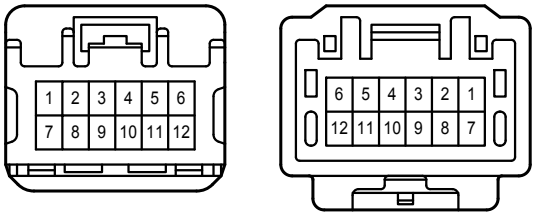

FG1
Blue

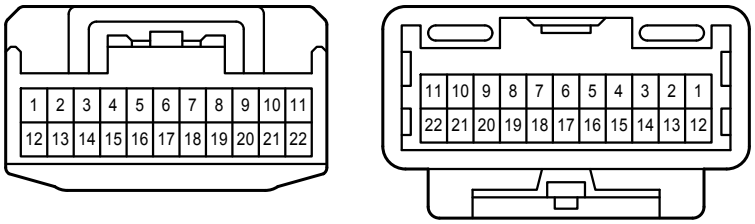

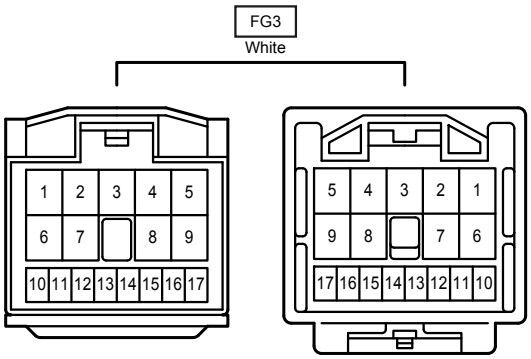
FG3
White
1 2 3 4 5
6 7 8 9
10 11 12 13 14 15 16 17
5 4 3 2 1
9 8 7 6
17 16 15 14 13 12 11 10

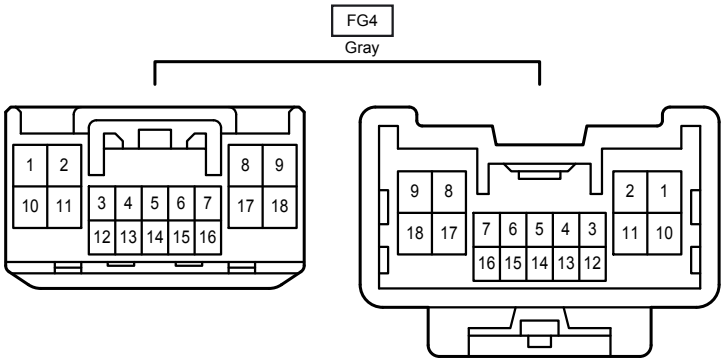
FG4
Gray
1 2
10 11
3 4 5 6 7
12 13 14 15 16
8 9
17 18
9 8
18 17
7 6 5 4 3
16 15 14 13 12
2 1
11 10

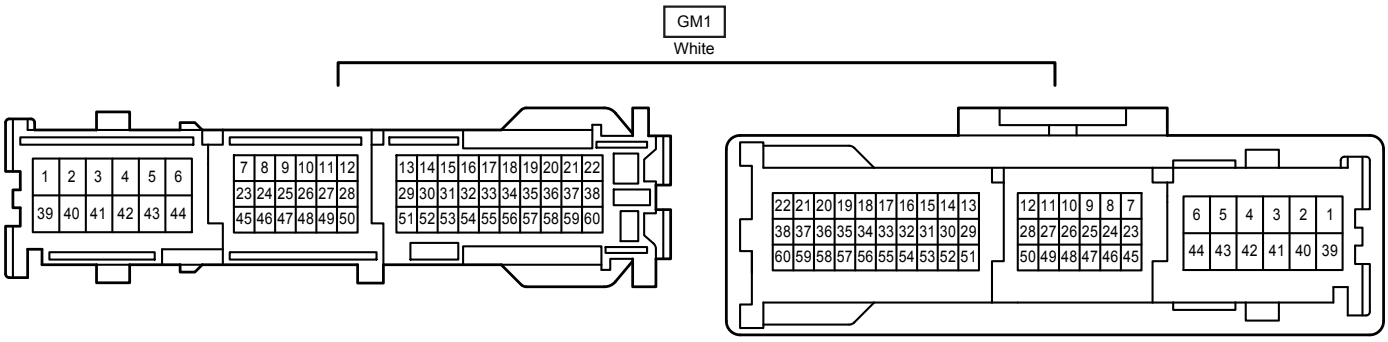
GM1
White
1 2 3 4 5 6
39 40 41 42 43 44
7 8 9 10 11 12
23 24 25 26 27 28
45 46 47 48 49 50
13 14 15 16 17 18 19 20 21 22
29 30 31 32 33 34 35 36 37 38
51 52 53 54 55 56 57 58 59 60
22 21 20 19 18 17 16 15 14 13
38 37 36 35 34 33 32 31 30 29
60 59 58 57 56 55 54 53 52 51
12 11 10 9 8 7
28 27 26 25 24 23
50 49 48 47 46 45
6 5 4 3 2 1
44 43 42 41 40 39

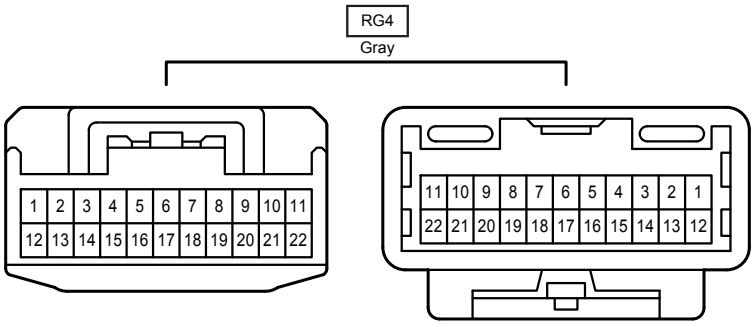
RG4
Gray
1 2 3 4 5 6 7 8 9 10 11
12 13 14 15 16 17 18 19 20 21 22
11 10 9 8 7 6 5 4 3 2 1
22 21 20 19 18 17 16 15 14 13 12