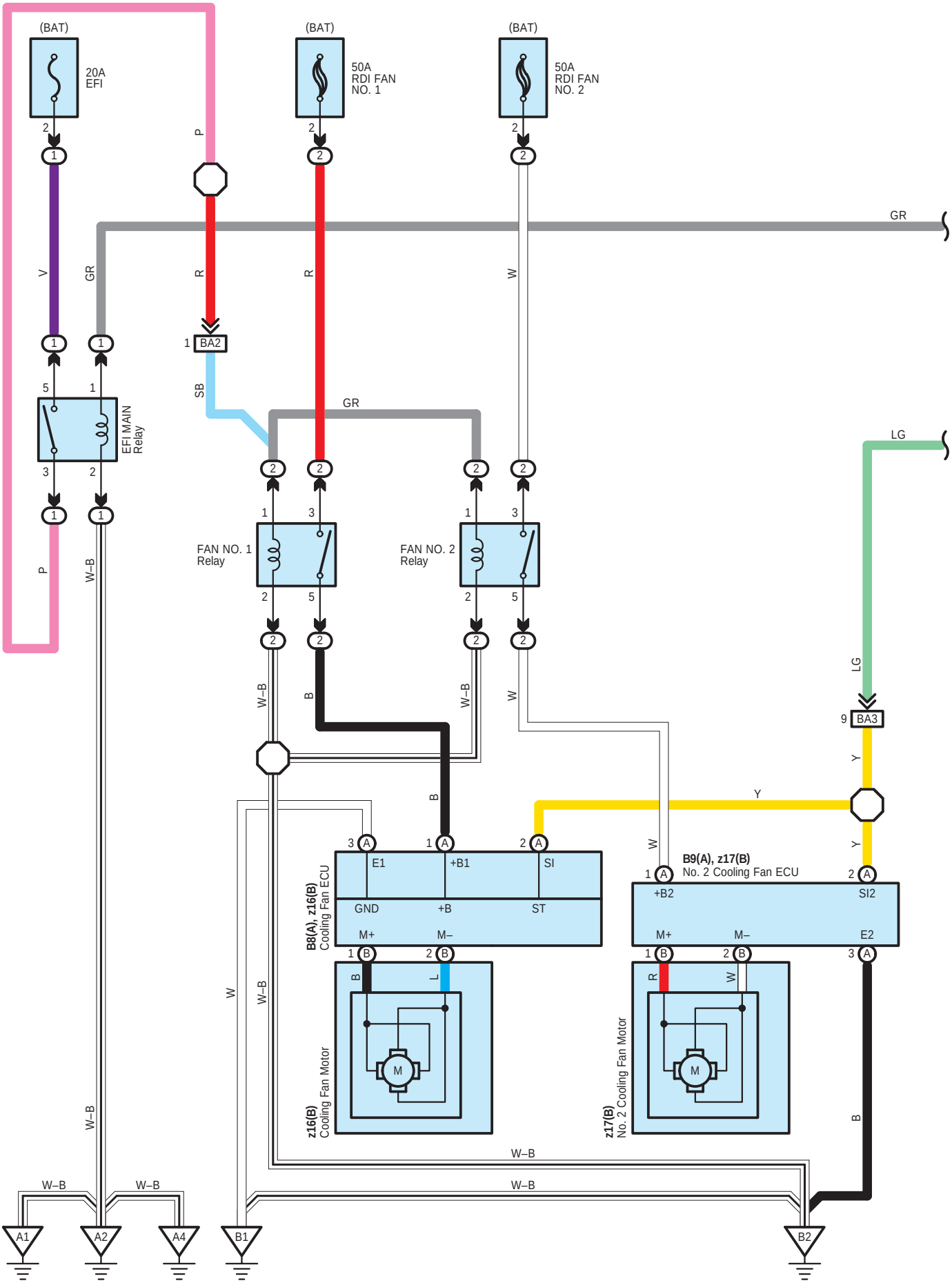
(BAT)
20A
EFI
(BAT)
50A
RDI FAN
NO. 1
(BAT)
50A
RDI FAN
NO. 2
GR
V
GR
R
R
W
BA2
SB
GR
EFI MAIN
Relay
LG
FAN NO. 1
Relay
FAN NO. 2
Relay
P
W–B
W–B
B
W–B
W
LG
BA3
Y
Y
Y
B8(A), z16(B)
Cooling Fan ECU
E1
+B1
SI
GND
+B
ST
M+
M–
B9(A), z17(B)
No. 2 Cooling Fan ECU
+B2
SI2
M+
M–
E2
z16(B)
Cooling Fan Motor
z17(B)
No. 2 Cooling Fan Motor
W
W–B
W–B
W–B
W–B
W–B
W–B
B
A1
A2
A4
B1
B2

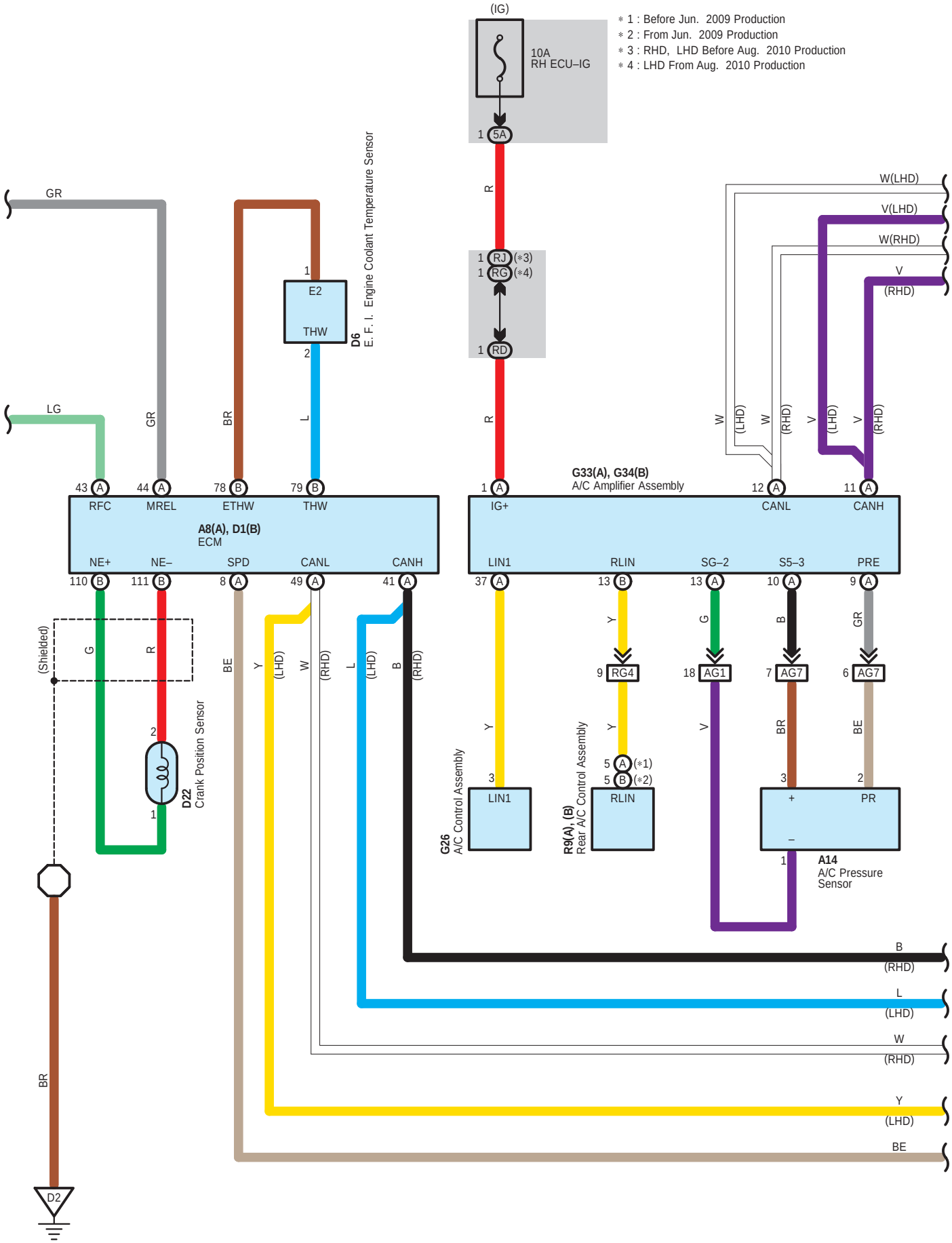
(IG)
10A
RH ECU–IG
1 5A
∗1 : Before Jun. 2009 Production
∗2 : From Jun. 2009 Production
∗3 : RHD, LHD Before Aug. 2010 Production
∗4 : LHD From Aug. 2010 Production
1 RJ (∗3)
1 RG (∗4)
1 RD
R
GR
LG
BR
L
1
E2
THW
2
D6
E. F. I. Engine Coolant Temperature Sensor
W(LHD)
V(LHD)
W(RHD)
V
(RHD)
W
(LHD)
W
(RHD)
V
(LHD)
V
(RHD)
G33(A), G34(B)
A/C Amplifier Assembly
43 A RFC
44 A MREL
78 B ETHW
79 B THW
1 A IG+
12 A CANL
11 A CANH
A8(A), D1(B)
ECM
NE+ NE– SPD CANL CANH
110 B
111 B
8 A
49 A
41 A
LIN1 RLIN SG–2 S5–3 PRE
37 A
13 B
13 A
10 A
9 A
(Shielded)
G
R
BE
Y
(LHD)
W
(RHD)
L
(LHD)
B
(RHD)
Y
G
B
GR
9 RG4
18 AG1
7 AG7
6 AG7
2
1
D22
Crank Position Sensor
Y
V
BR
BE
5 A (∗1)
5 B (∗2)
3
2
G26
A/C Control Assembly
LIN1
R9(A), (B)
Rear A/C Control Assembly
RLIN
+
–
PR
1
A14
A/C Pressure
Sensor
B
(RHD)
L
(LHD)
W
(RHD)
Y
(LHD)
BE
BR
D2

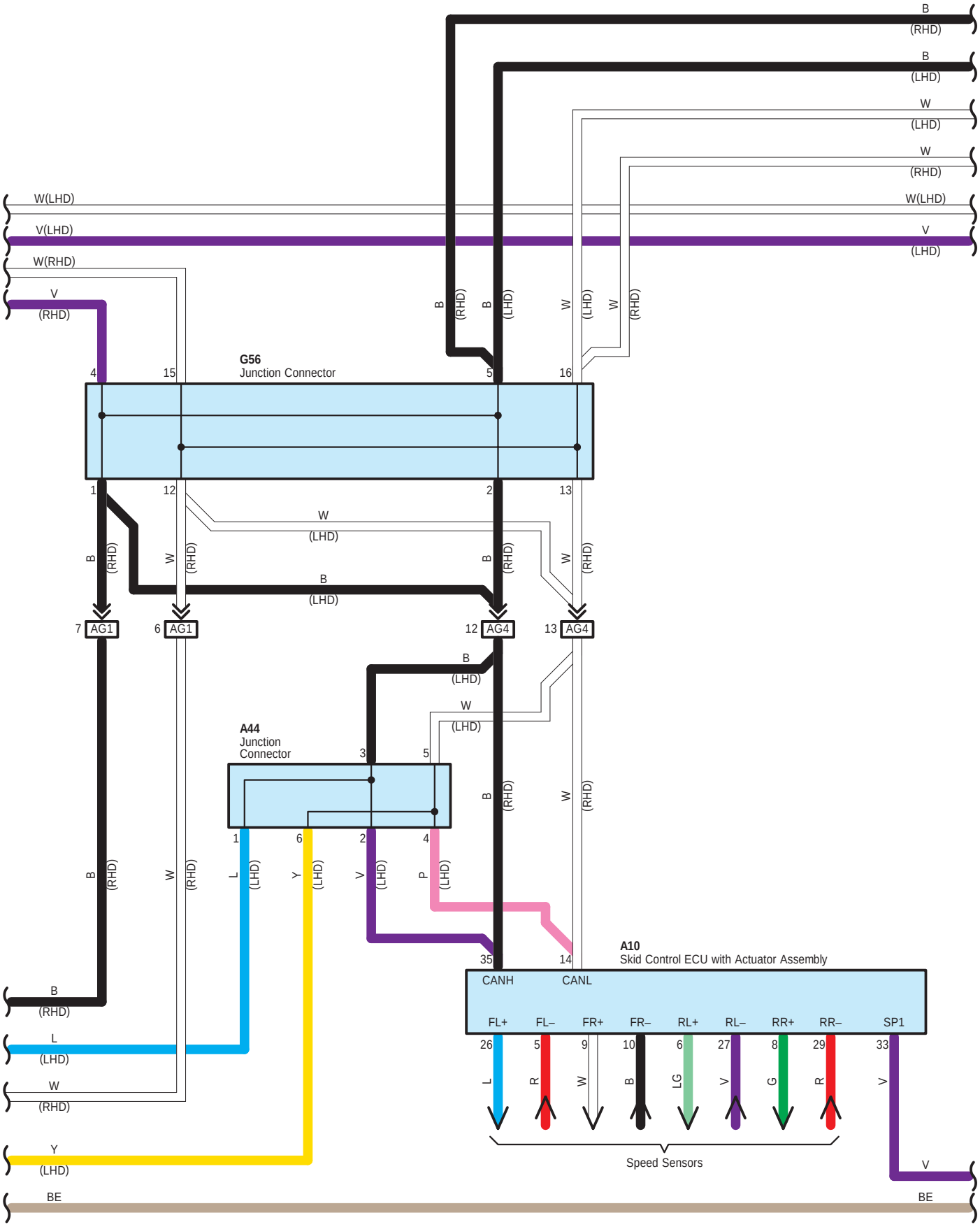
B (RHD)
B (LHD)
W (LHD)
W (RHD)
W(LHD)
V(LHD)
W(RHD)
V (RHD)
G56
Junction Connector
4
15
5
16
1
12
2
13
W (LHD)
B (LHD)
7 AG1
6 AG1
12 AG4
13 AG4
A44
Junction Connector
3
5
1
6
2
4
35
14
A10
Skid Control ECU with Actuator Assembly
CANH
CANL
FL+
FL–
FR+
FR–
RL+
RL–
RR+
RR–
SP1
26
5
9
10
6
27
8
29
33
Speed Sensors
BE

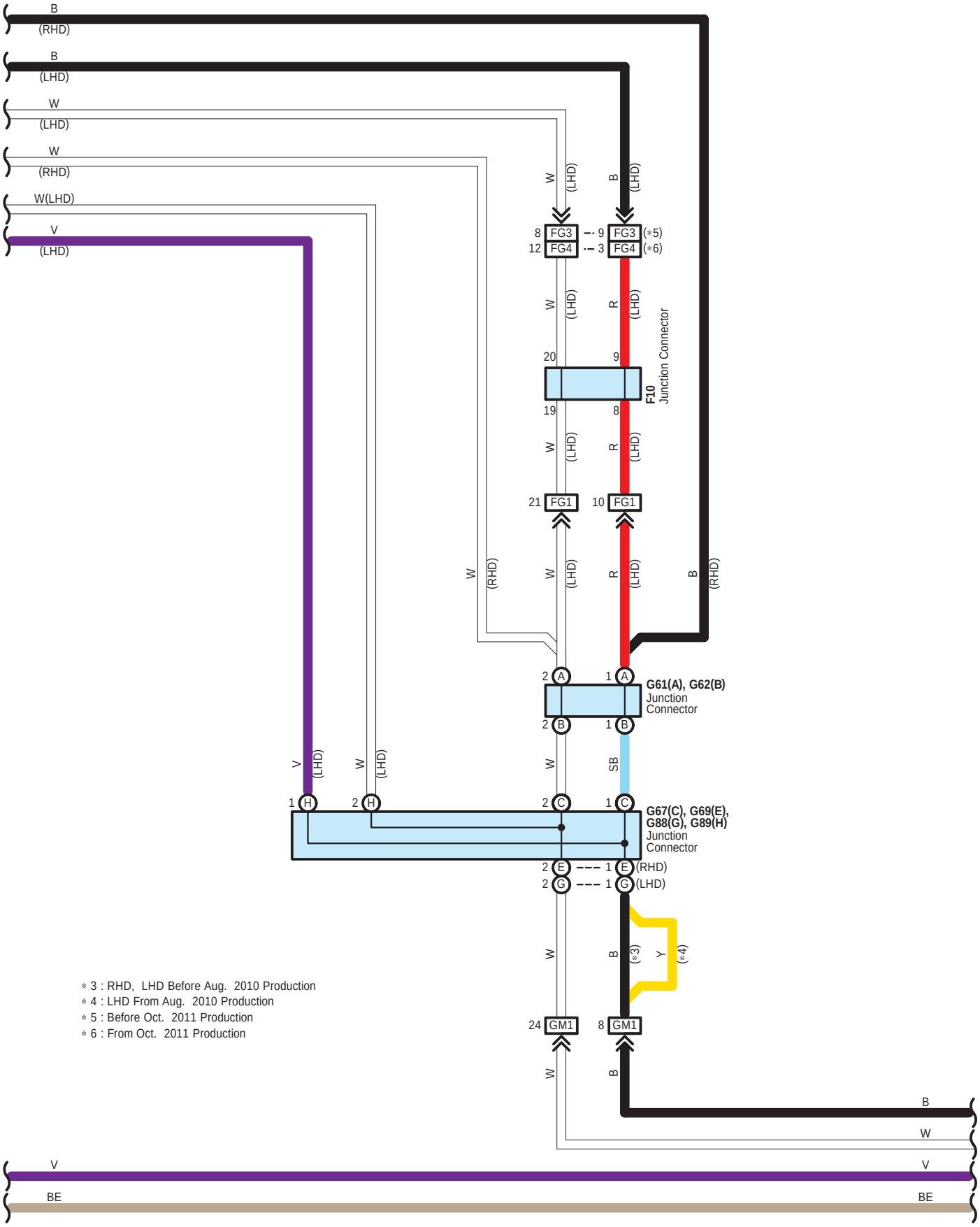
B (RHD)
B (LHD)
W (LHD)
W (RHD)
W(LHD)
V (LHD)
8 FG3
12 FG4
9 FG3 (*5)
3 FG4 (*6)
20
19
9
8
F10 Junction Connector
21 FG1
10 FG1
2 A
1 A
G61(A), G62(B) Junction Connector
2 B
1 B
1 H
2 H
2 C
1 C
G67(C), G69(E), G88(G), G89(H) Junction Connector
2 E
1 E (RHD)
2 G
1 G (LHD)
(*3)
(*4)
24 GM1
8 GM1
* 3 : RHD, LHD Before Aug. 2010 Production
* 4 : LHD From Aug. 2010 Production
* 5 : Before Oct. 2011 Production
* 6 : From Oct. 2011 Production
V
BE

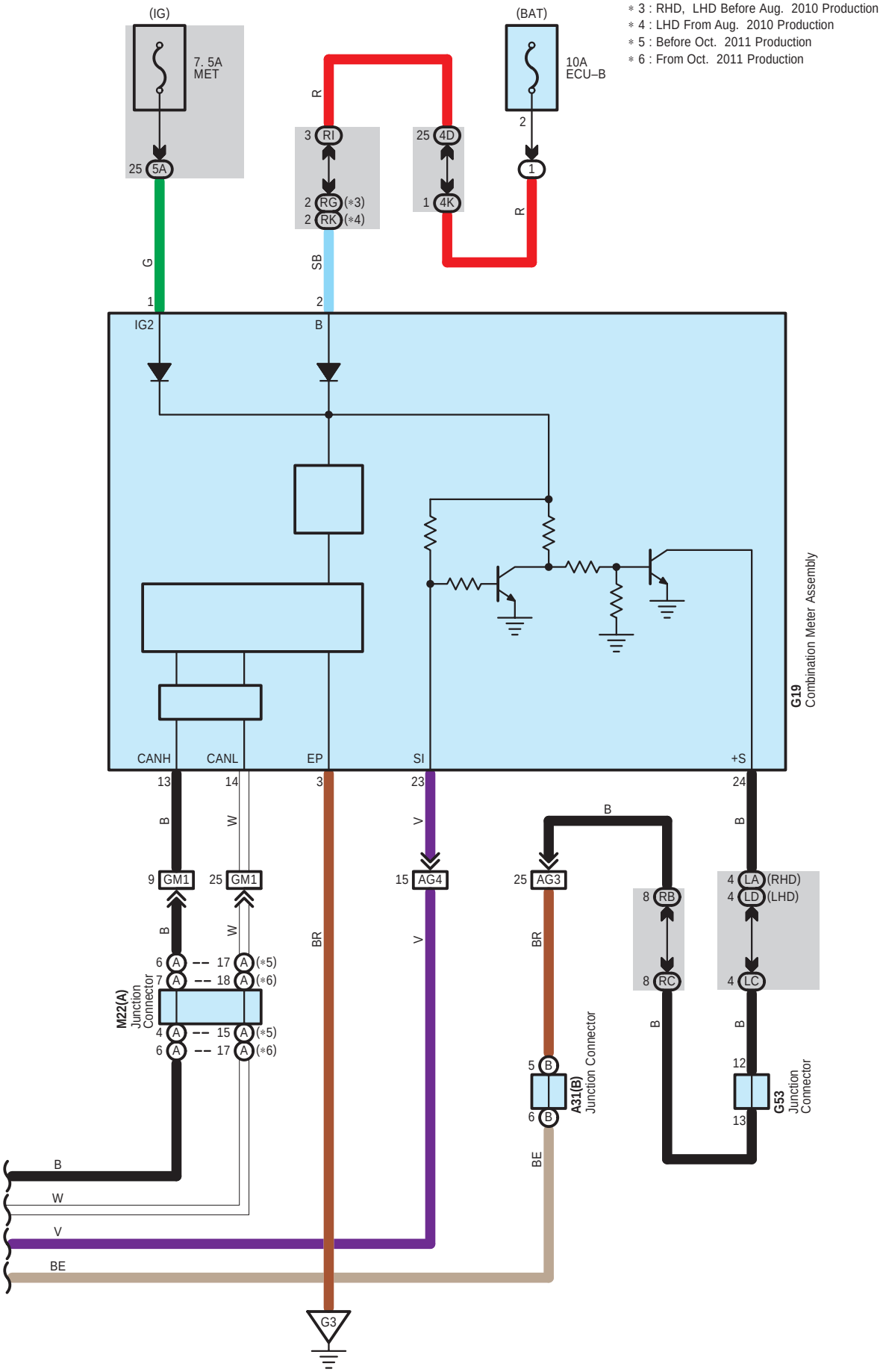

* 3 : RHD, LHD Before Aug. 2010 Production
* 4 : LHD From Aug. 2010 Production
* 5 : Before Oct. 2011 Production
* 6 : From Oct. 2011 Production

A 8
Black

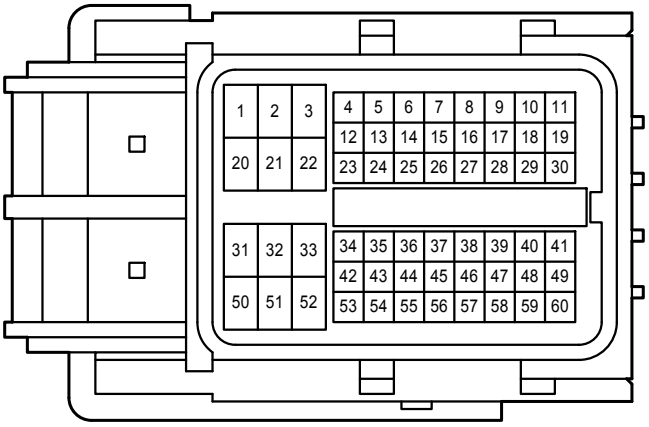

A 10
Black

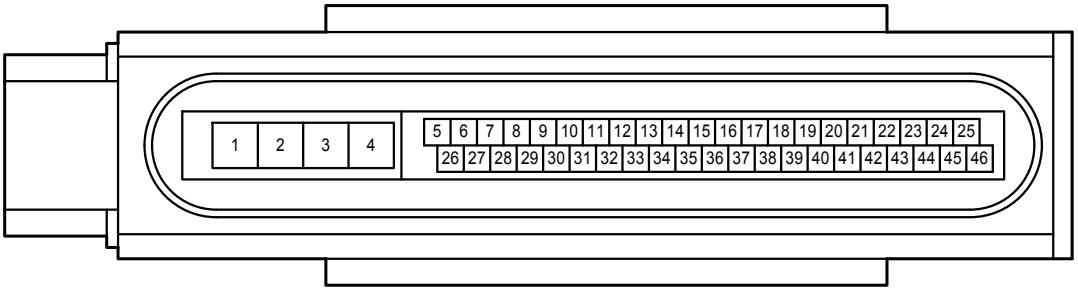

A 14
Black

A 31
Black



A 44
Gray

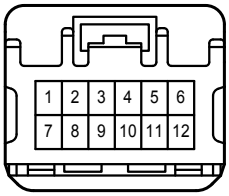

(Before Oct. 2011 Production)

A 44
Black

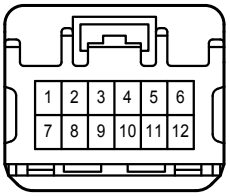

(From Oct. 2011 Production)

B 8
Black

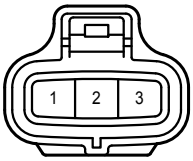

B 9
Black



D 1
Black

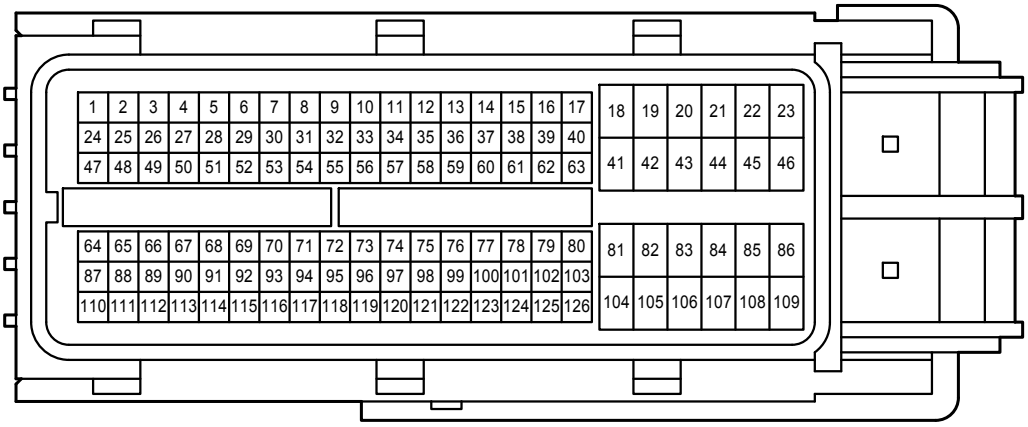

D 6
Black

D 22
Black



F 10
Black

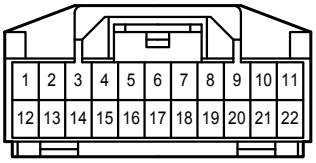

G 19
White

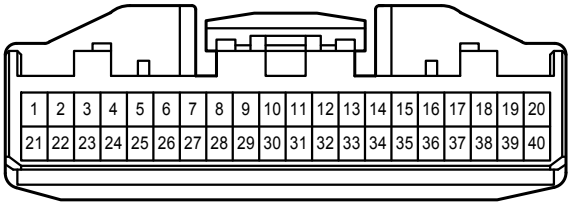

G 26
Black



G 33
White

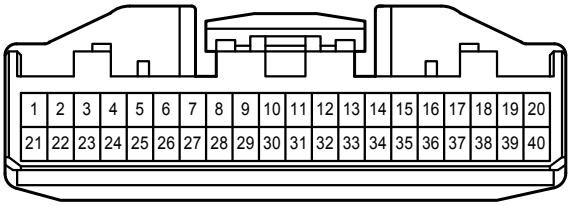

G 34
White

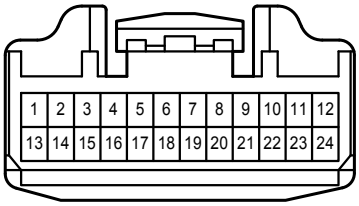

G 53
Black

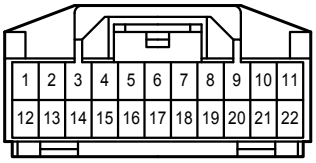

G 56
Gray

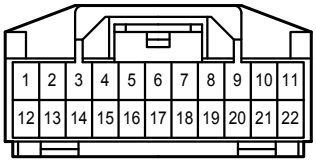

G 61
Brown

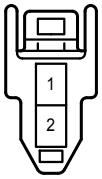

G 62
Brown

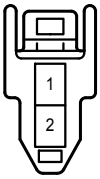

G 67
White

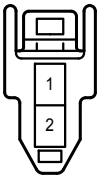

G 69
Black

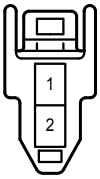

G 88
White

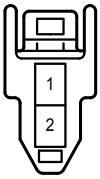

G 89
White

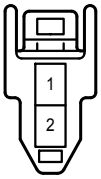

M 22
Black

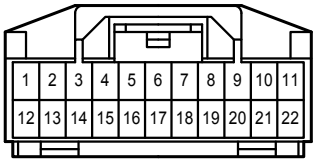

R 9
Black

(From Jun. 2009 Production)

R 9
White

(Before Jun. 2009 Production)

z 16
Gray

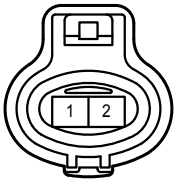

z 17
Gray

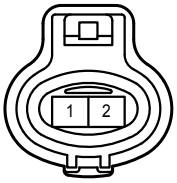

4D
White

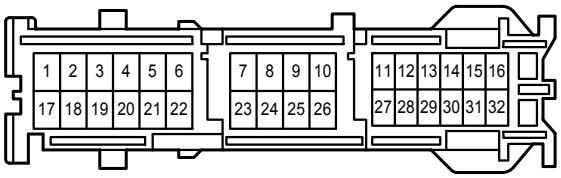

4K
Gray

5A
White

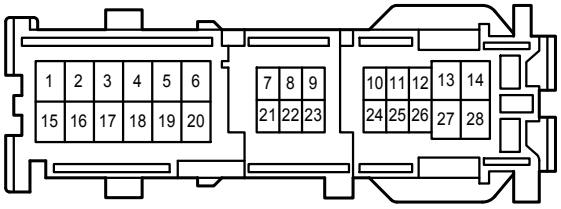

LA
White

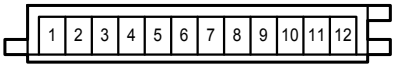

LC
White

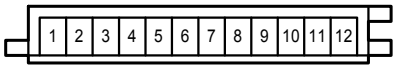

LD
Gray

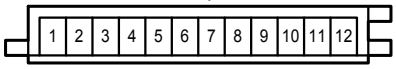

RB
Gray

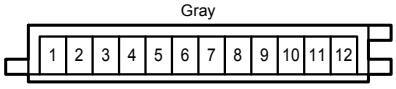

RC
White

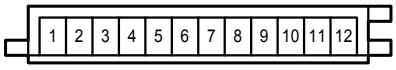

RD
Gray

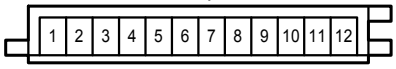

RG
White

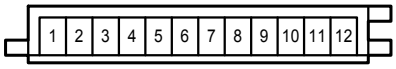

RI
White

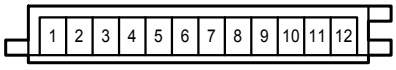

RJ
Gray

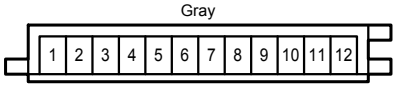

RK
White

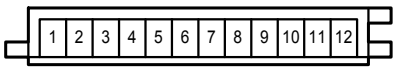

AG1
White

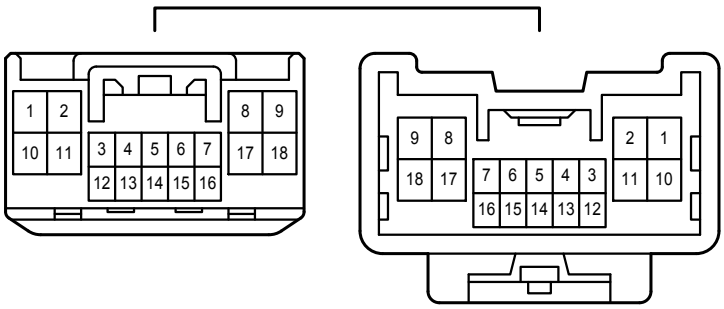

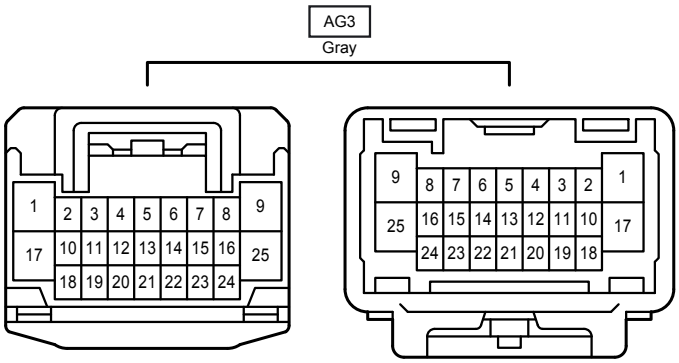
AG3
Gray
1 2 3 4 5 6 7 8 9
17 10 11 12 13 14 15 16 25
18 19 20 21 22 23 24
9 8 7 6 5 4 3 2 1
25 16 15 14 13 12 11 10 17
24 23 22 21 20 19 18

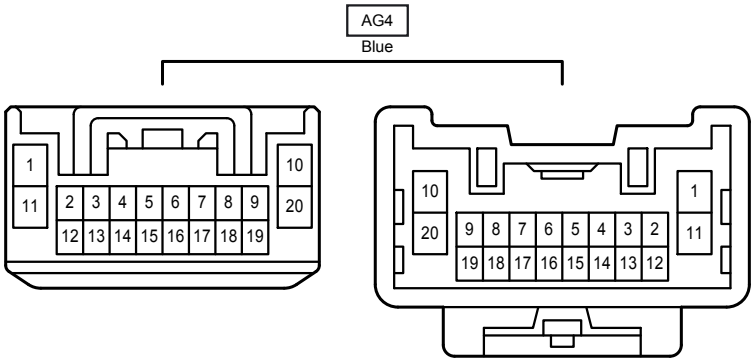
AG4
Blue
1 10
11 2 3 4 5 6 7 8 9 20
12 13 14 15 16 17 18 19
10 1
20 9 8 7 6 5 4 3 2 11
19 18 17 16 15 14 13 12

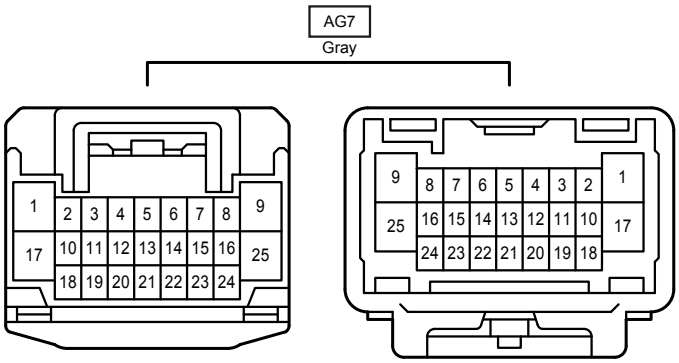
AG7
Gray
1 2 3 4 5 6 7 8 9
17 10 11 12 13 14 15 16 25
18 19 20 21 22 23 24
9 8 7 6 5 4 3 2 1
25 16 15 14 13 12 11 10 17
24 23 22 21 20 19 18

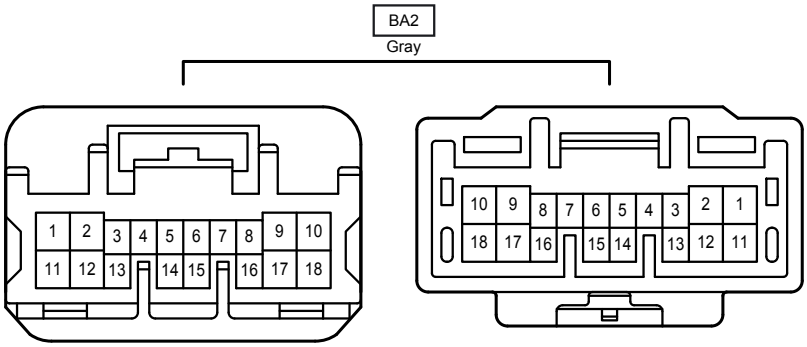
BA2
Gray
1 2 3 4 5 6 7 8 9 10
11 12 13 14 15 16 17 18
10 9 8 7 6 5 4 3 2 1
18 17 16 15 14 13 12 11

BA3
White

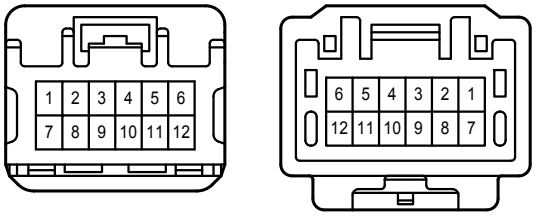

FG1
Blue

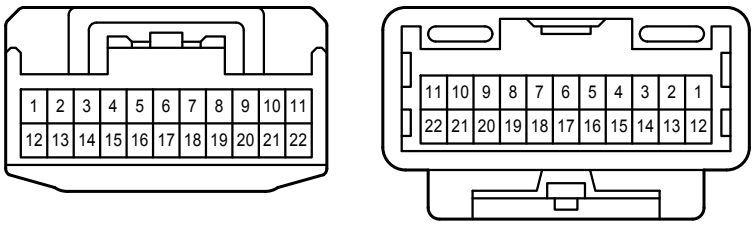

FG3
White

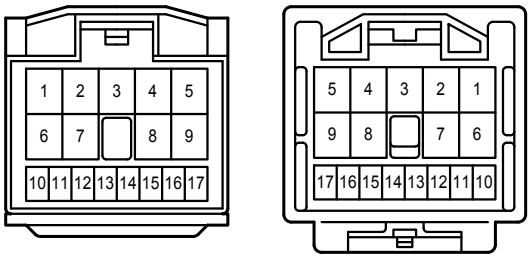

FG4
Gray

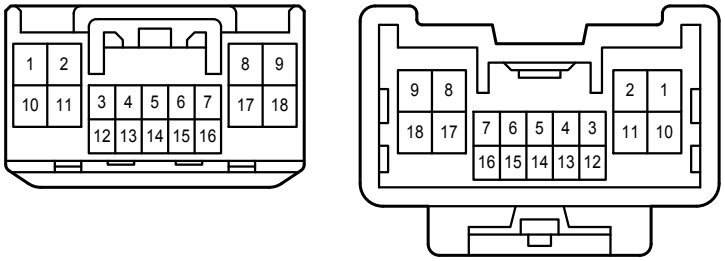

GM1
White

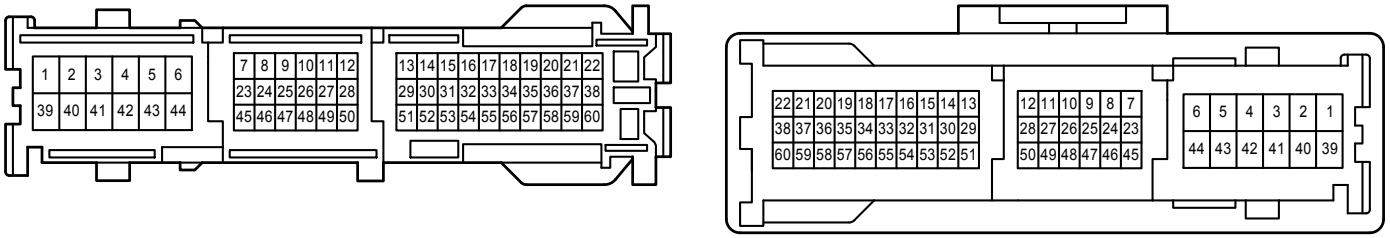

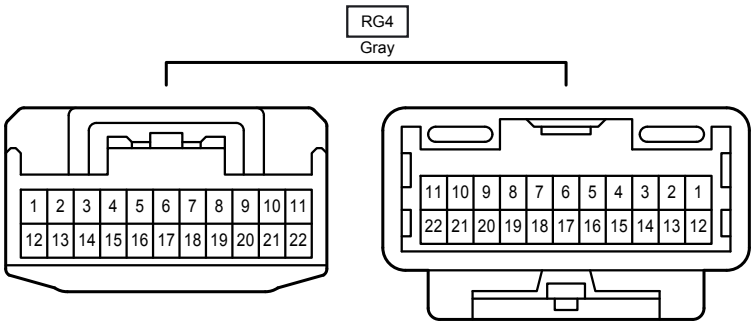
RG4
Gray
1 2 3 4 5 6 7 8 9 10 11
12 13 14 15 16 17 18 19 20 21 22
11 10 9 8 7 6 5 4 3 2 1
22 21 20 19 18 17 16 15 14 13 12