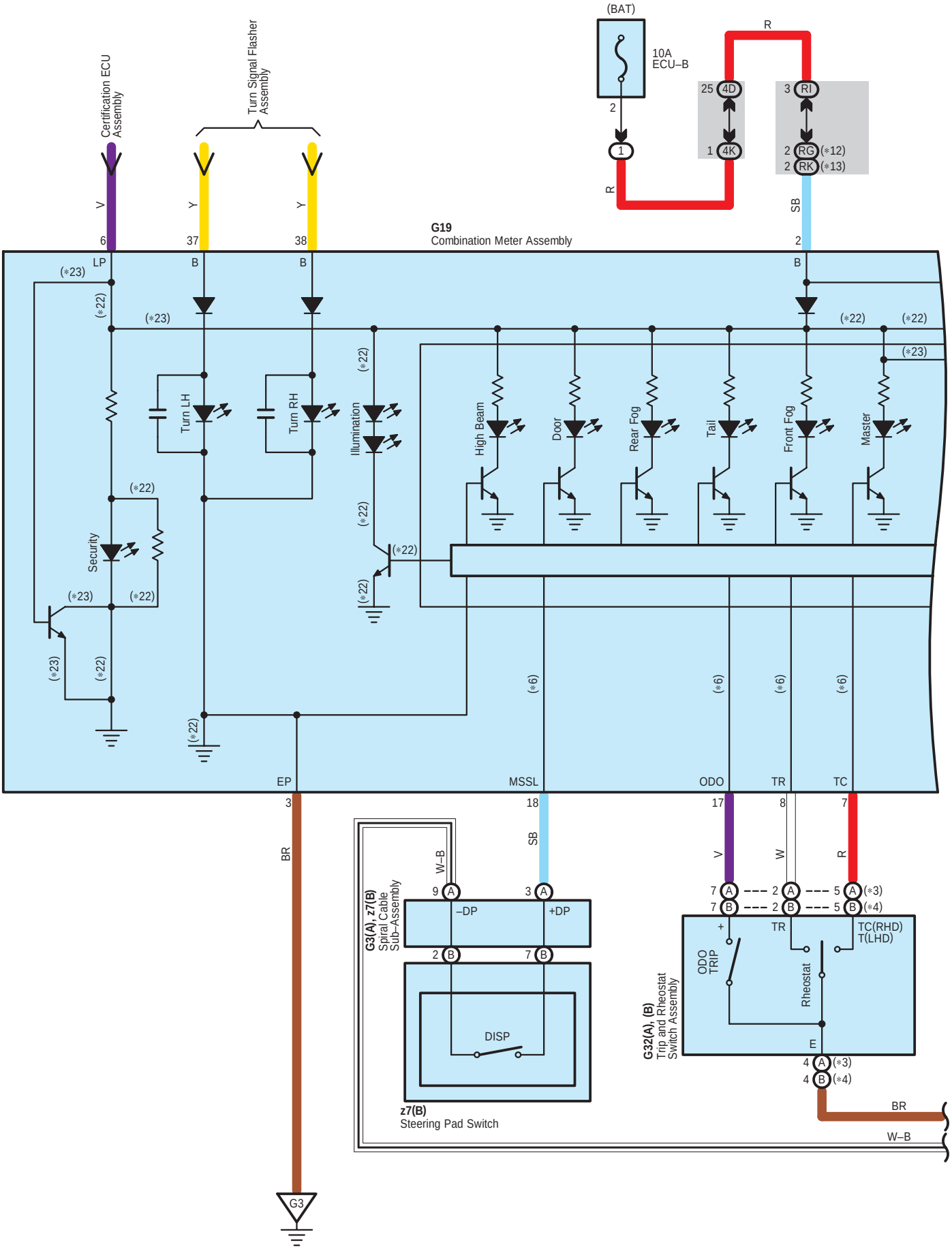
(BAT)
10A
ECU–B
R
25 4D
1 4K
3 RI
2 RG (*12)
2 RK (*13)
SB
Certification ECU Assembly
Turn Signal Flasher Assembly
V
Y
Y
6
37
38
G19
Combination Meter Assembly
LP
B
B
B
(*23)
(*22)
Turn LH
Turn RH
Illumination
High Beam
Door
Rear Fog
Tail
Front Fog
Master
Security
(*6)
EP
MSSL
ODO
TR
TC
3
18
17
8
7
BR
SB
V
W
R
G3(A), z7(B)
Spiral Cable
Sub–Assembly
W–B
9 A
3 A
–DP
+DP
2 B
7 B
DISP
z7(B)
Steering Pad Switch
7 A
7 B
2 A
2 B
5 A (*3)
5 B (*4)
TR
TC(RHD)
T(LHD)
ODO
TRIP
Rheostat
E
G32(A), (B)
Trip and Rheostat
Switch Assembly
4 A (*3)
4 B (*4)
BR
W–B
G3

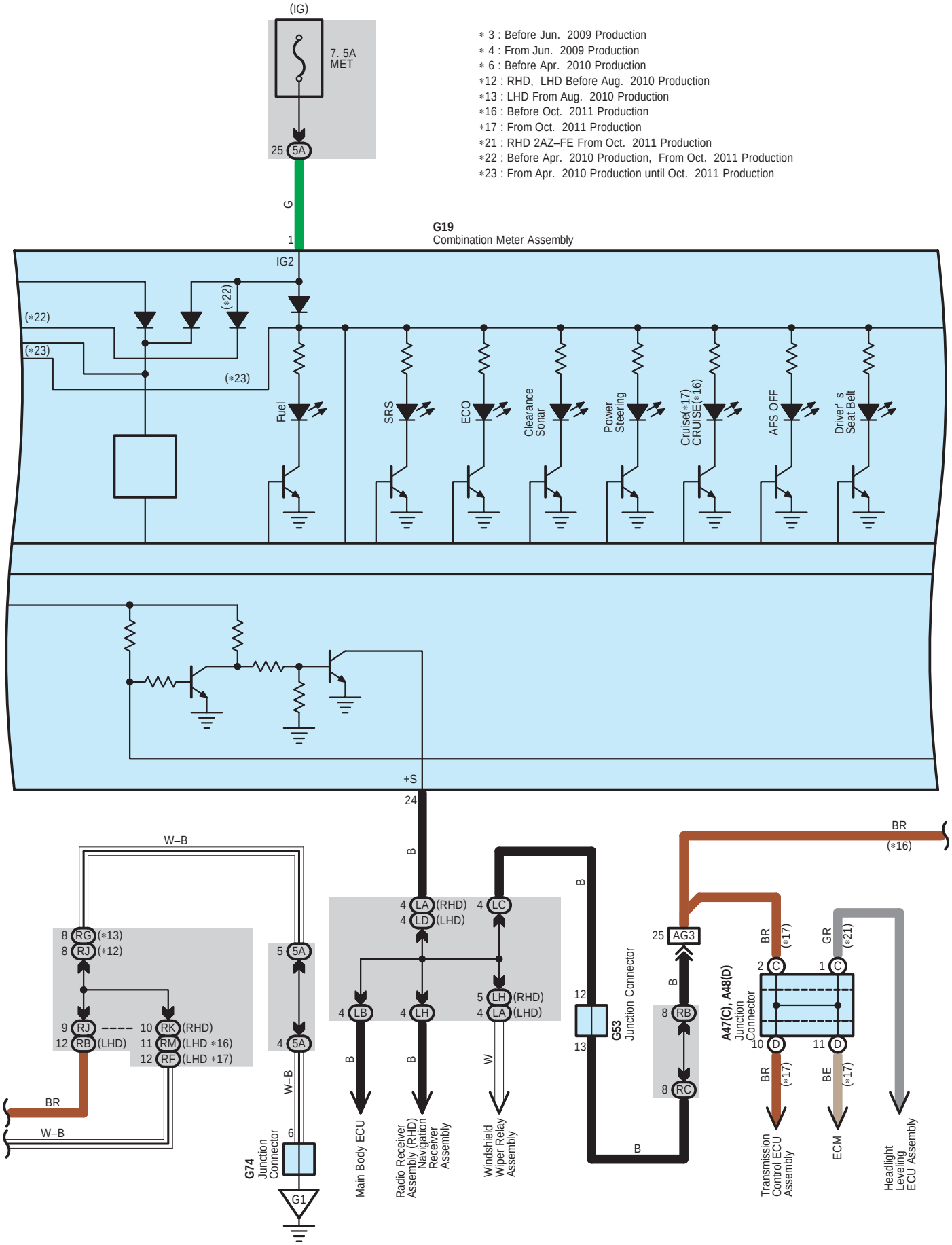

* 3 : Before Jun. 2009 Production
* 4 : From Jun. 2009 Production
* 6 : Before Apr. 2010 Production
*12 : RHD, LHD Before Aug. 2010 Production
*13 : LHD From Aug. 2010 Production
*16 : Before Oct. 2011 Production
*17 : From Oct. 2011 Production
*21 : RHD 2AZ–FE From Oct. 2011 Production
*22 : Before Apr. 2010 Production, From Oct. 2011 Production
*23 : From Apr. 2010 Production until Oct. 2011 Production

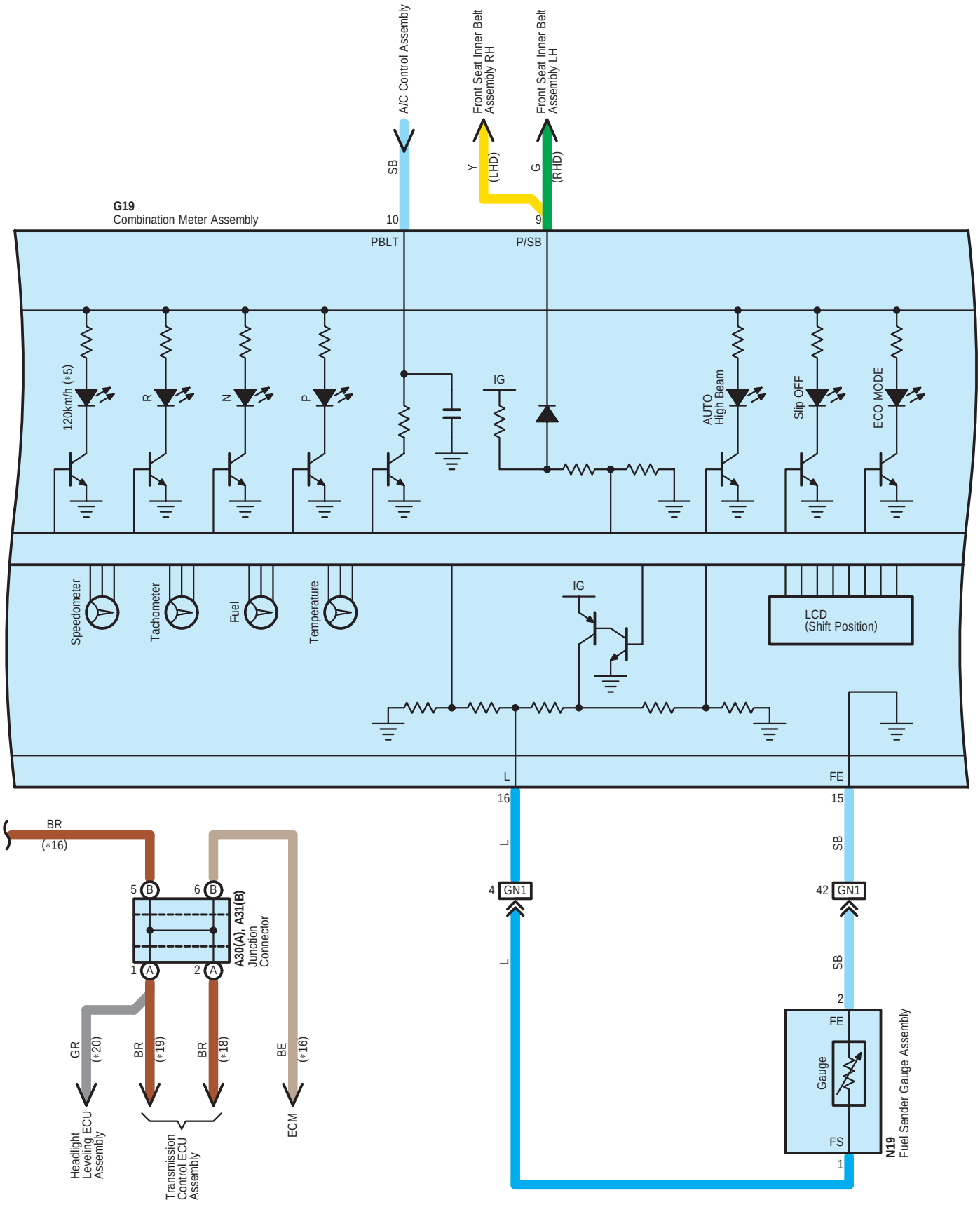
A/C Control Assembly
Front Seat Inner Belt Assembly RH
Front Seat Inner Belt Assembly LH
SB
Y
(LHD)
G
(RHD)
G19
Combination Meter Assembly
10
9
PBLT
P/SB
120km/h (*5)
R
N
P
IG
AUTO High Beam
Slip OFF
ECO MODE
Speedometer
Tachometer
Fuel
Temperature
IG
LCD (Shift Position)
L
FE
16
15
L
SB
4
GN1
42
GN1
L
SB
2
FE
Gauge
FS
1
N19
Fuel Sender Gauge Assembly
BR
(*16)
5
B
6
B
1
A
2
A
A30(A), A31(B)
Junction Connector
GR
(*20)
BR
(*19)
BR
(*18)
BE
(*16)
Headlight Leveling ECU Assembly
Transmission Control ECU Assembly
ECM

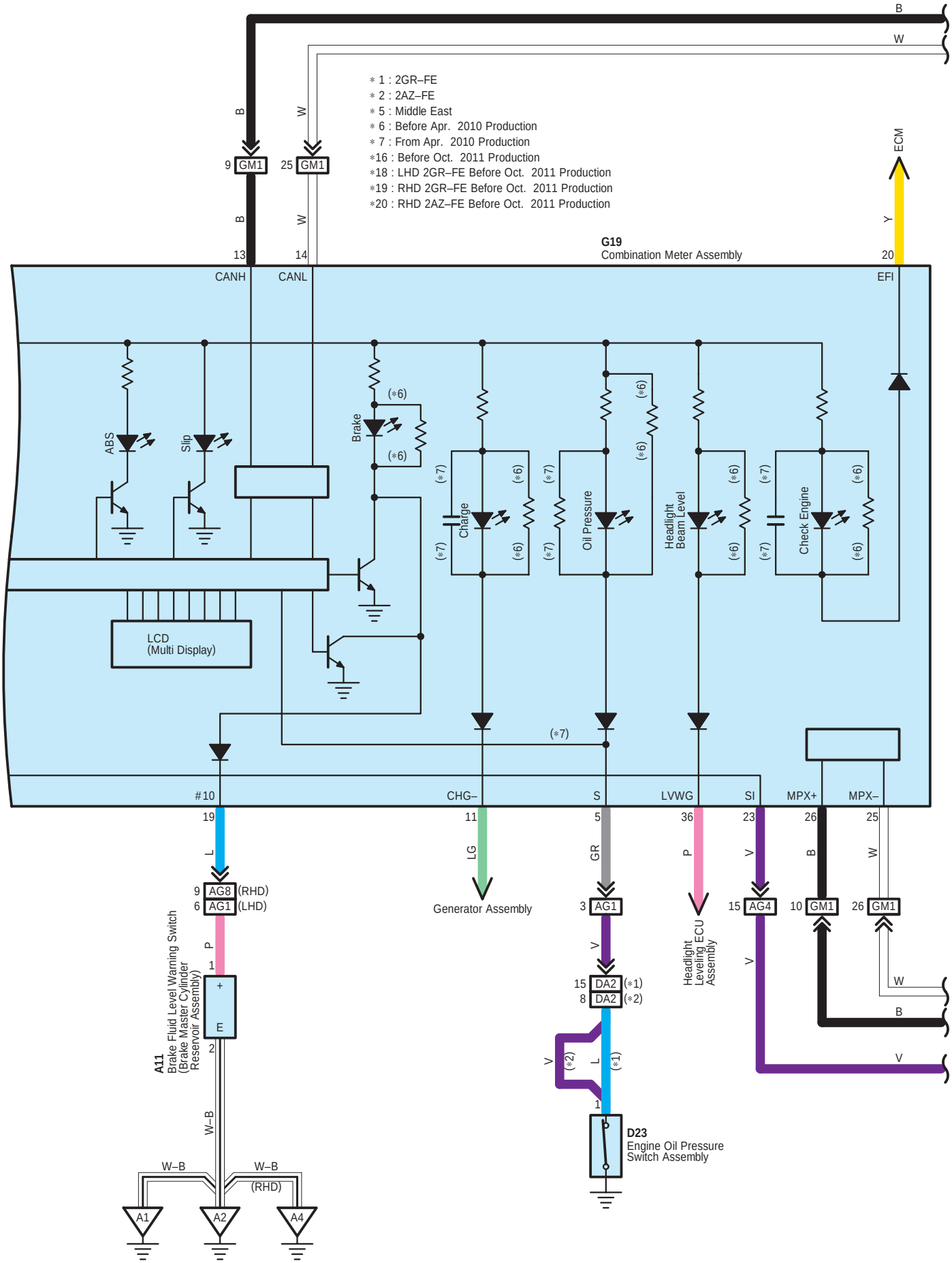
∗1 : 2GR–FE
∗2 : 2AZ–FE
∗5 : Middle East
∗6 : Before Apr. 2010 Production
∗7 : From Apr. 2010 Production
∗16 : Before Oct. 2011 Production
∗18 : LHD 2GR–FE Before Oct. 2011 Production
∗19 : RHD 2GR–FE Before Oct. 2011 Production
∗20 : RHD 2AZ–FE Before Oct. 2011 Production
G19
Combination Meter Assembly
CANH
CANL
EFI
ECM
ABS
Slip
Brake
Charge
Oil Pressure
Headlight Beam Level
Check Engine
LCD (Multi Display)
#10
CHG–
S
LVWG
SI
MPX+
MPX–
Generator Assembly
Headlight Leveling ECU Assembly
A11
Brake Fluid Level Warning Switch (Brake Master Cylinder Reservoir Assembly)
D23
Engine Oil Pressure Switch Assembly
(RHD)
(LHD)

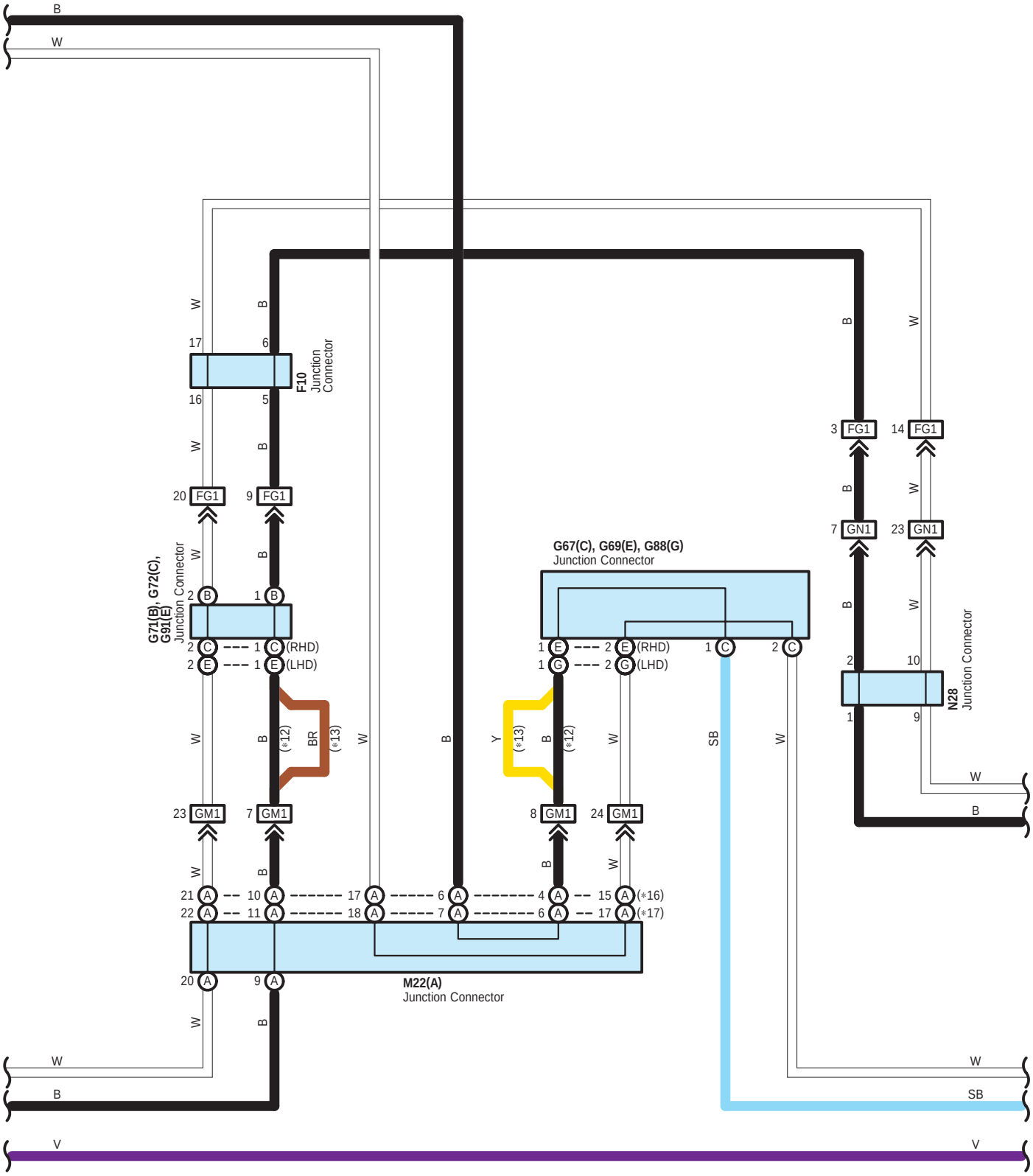
B
W
F10
Junction
Connector
17
6
16
5
20 FG1
9 FG1
G71(B), G72(C),
G91(E)
Junction Connector
2 B
1 B
2 C
1 C (RHD)
2 E
1 E (LHD)
(*12)
BR
(*13)
23 GM1
7 GM1
21 A
10 A
17 A
6 A
4 A
15 A (*16)
22 A
11 A
18 A
7 A
6 A
17 A (*17)
20 A
9 A
M22(A)
Junction Connector
G67(C), G69(E), G88(G)
Junction Connector
1 E
2 E (RHD)
1 G
2 G (LHD)
1 C
2 C
Y
8 GM1
24 GM1
SB
3 FG1
14 FG1
7 GN1
23 GN1
2
10
1
9
N28
Junction Connector
V

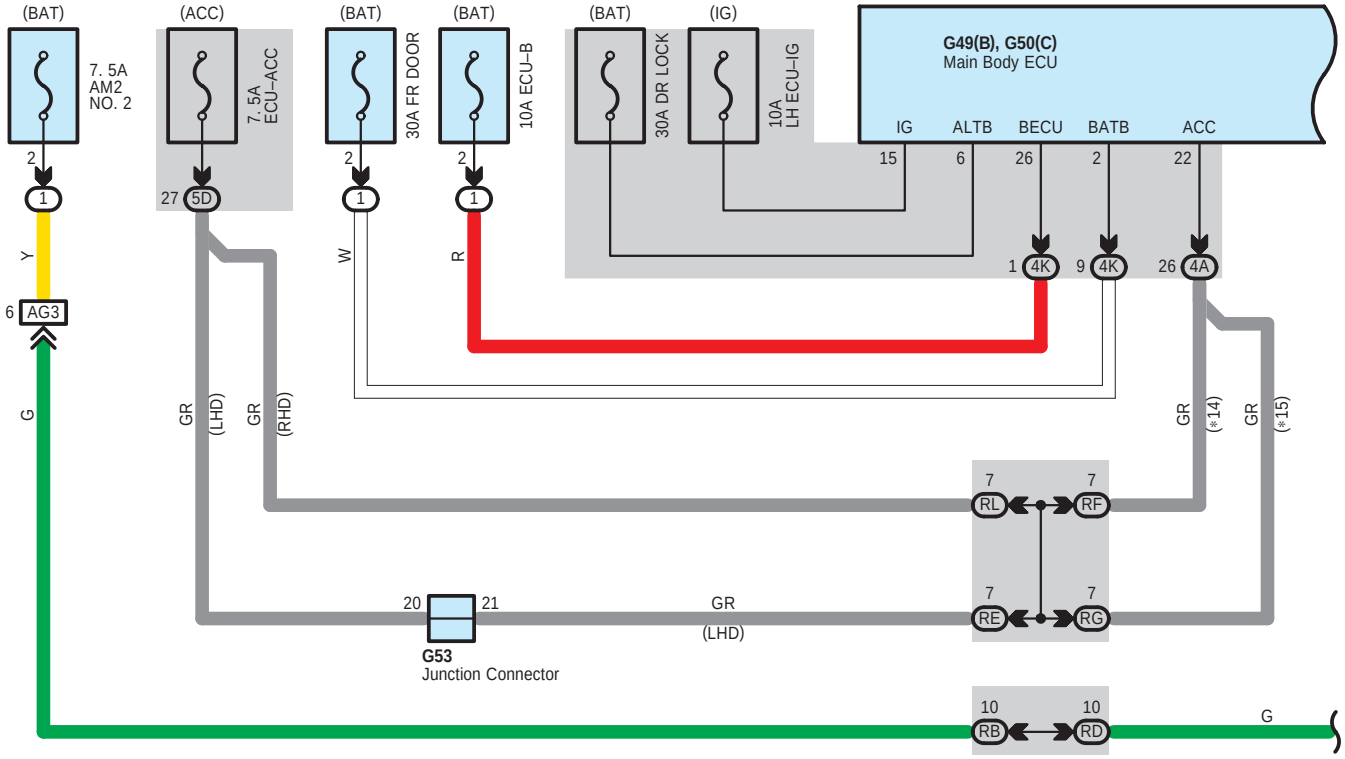

*12 : RHD, LHD Before Aug. 2010 Production
*13 : LHD From Aug. 2010 Production
*14 : RHD, LHD From Aug. 2010 Production
*15 : LHD Before Aug. 2010 Production
*16 : Before Oct. 2011 Production
*17 : From Oct. 2011 Production

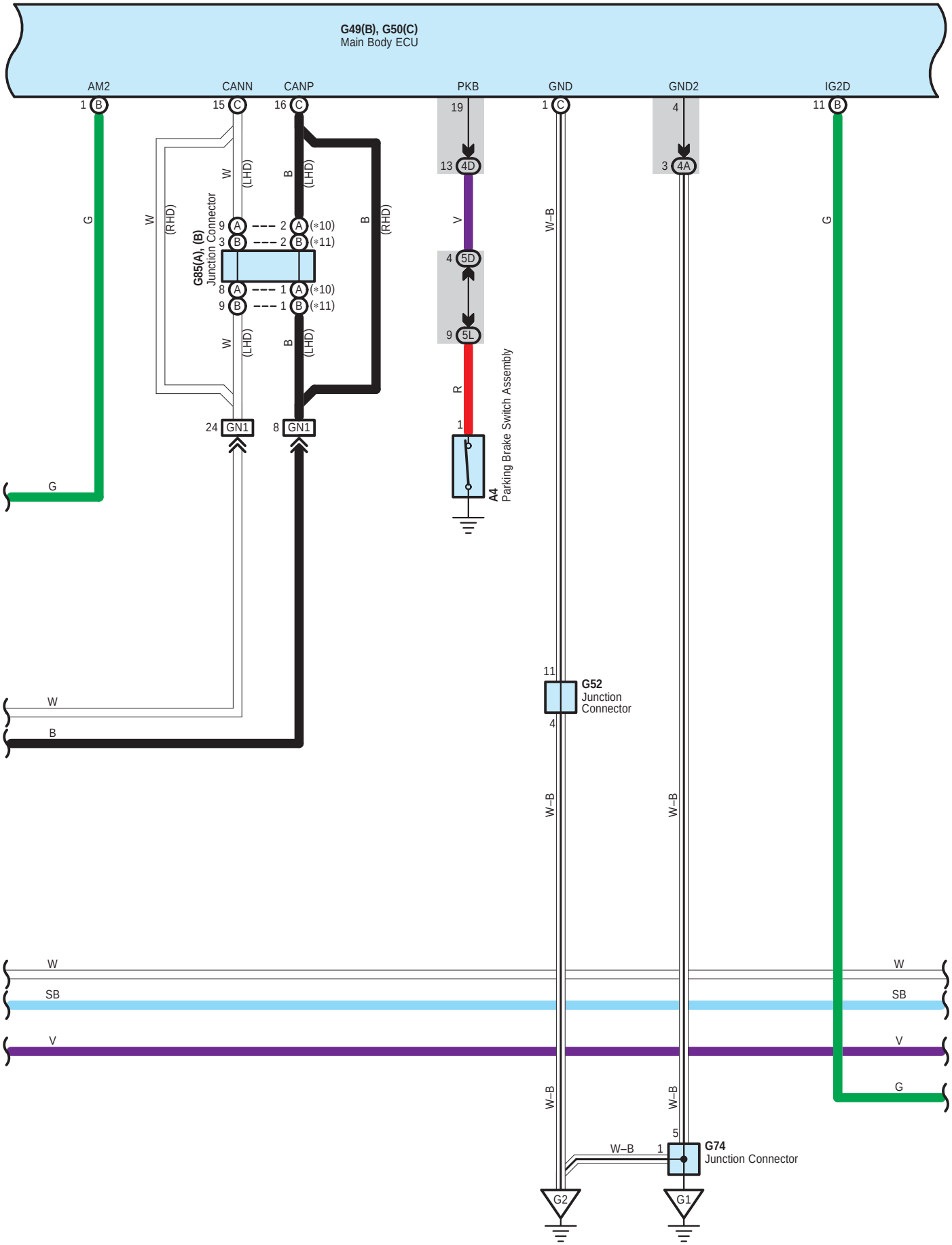
G49(B), G50(C)
Main Body ECU
AM2
CANN
CANP
PKB
GND
GND2
IG2D
G85(A), (B)
Junction Connector
(LHD)
(RHD)
(*10)
(*11)
GN1
A4
Parking Brake Switch Assembly
G52
Junction
Connector
G74
Junction Connector
G2
G1
W–B
SB

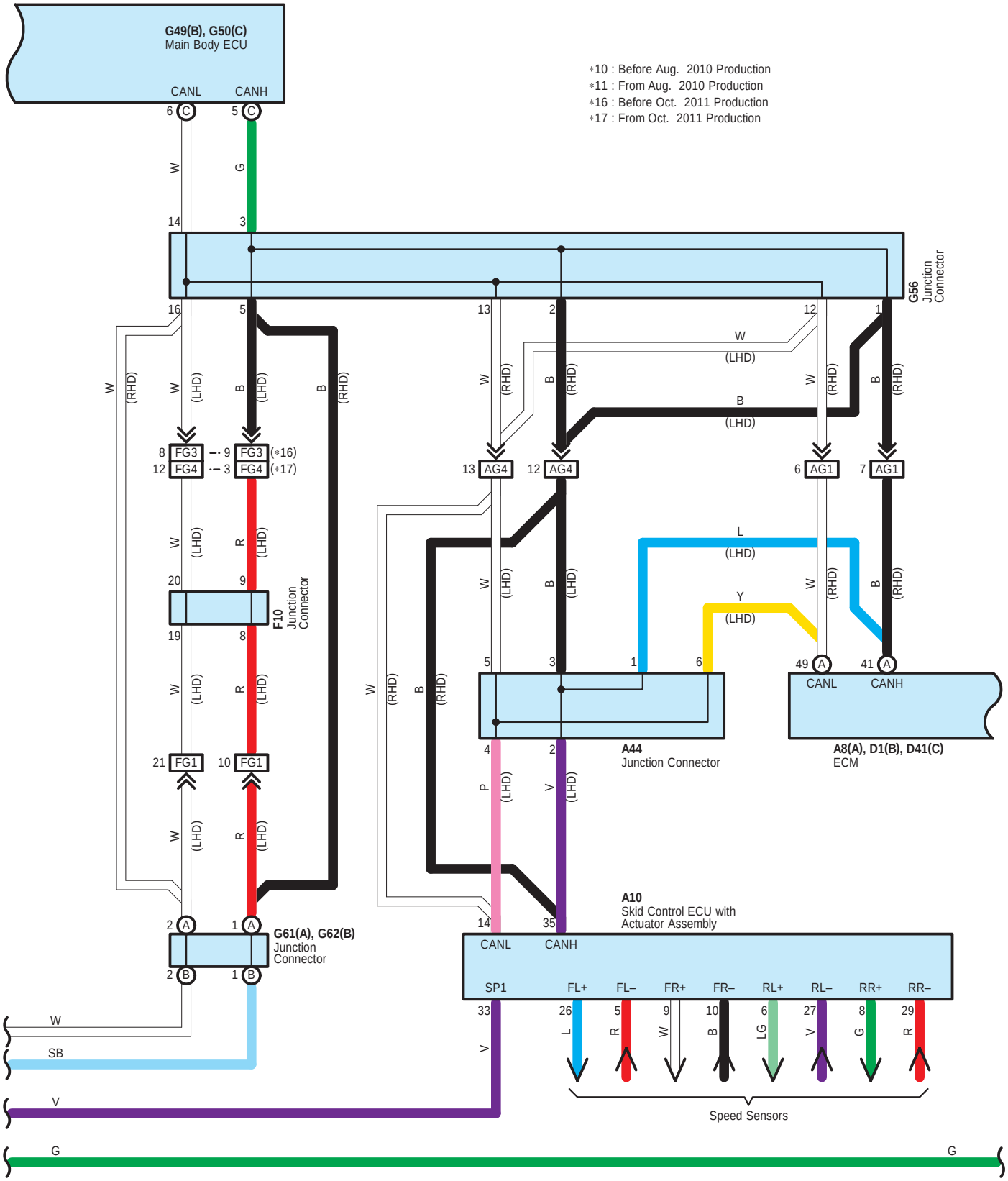
G49(B), G50(C)
Main Body ECU
CANL
CANH
∗10 : Before Aug. 2010 Production
∗11 : From Aug. 2010 Production
∗16 : Before Oct. 2011 Production
∗17 : From Oct. 2011 Production
G56
Junction
Connector
FG3
FG4
(∗16)
(∗17)
AG4
AG1
F10
Junction
Connector
FG1
G61(A), G62(B)
Junction
Connector
A44
Junction Connector
A8(A), D1(B), D41(C)
ECM
A10
Skid Control ECU with
Actuator Assembly
SP1
FL+
FL–
FR+
FR–
RL+
RL–
RR+
RR–
Speed Sensors

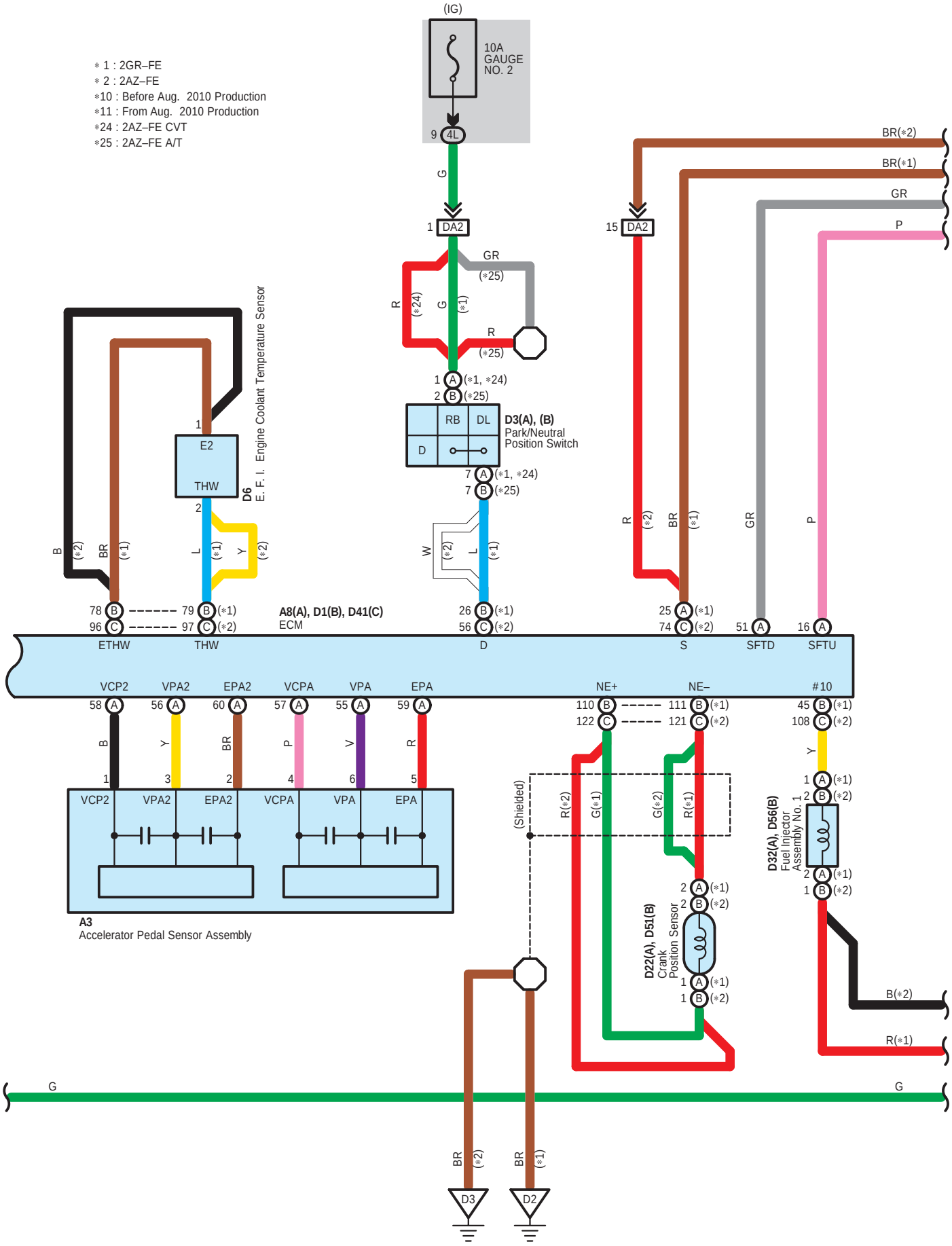
∗1 : 2GR–FE
∗2 : 2AZ–FE
∗10 : Before Aug. 2010 Production
∗11 : From Aug. 2010 Production
∗24 : 2AZ–FE CVT
∗25 : 2AZ–FE A/T
(IG)
10A GAUGE NO. 2
9 4L
G
1 DA2
15 DA2
BR(∗2)
BR(∗1)
GR
P
GR (∗25)
R (∗24)
G (∗1)
R (∗25)
1 A (∗1, ∗24)
2 B (∗25)
RB
DL
D
D3(A), (B) Park/Neutral Position Switch
7 A (∗1, ∗24)
7 B (∗25)
D6 E. F. I. Engine Coolant Temperature Sensor
E2
THW
B (∗2)
BR (∗1)
L (∗1)
Y (∗2)
W (∗2)
L (∗1)
R (∗2)
BR (∗1)
GR
P
78 B
96 C
79 B (∗1)
97 C (∗2)
A8(A), D1(B), D41(C) ECM
26 B (∗1)
56 C (∗2)
25 A (∗1)
74 C (∗2)
51 A
16 A
ETHW
THW
D
S
SFTD
SFTU
VCP2
VPA2
EPA2
VCPA
VPA
EPA
NE+
NE–
#10
58 A
56 A
60 A
57 A
55 A
59 A
110 B
122 C
111 B (∗1)
121 C (∗2)
45 B (∗1)
108 C (∗2)
B
Y
BR
P
V
R
Y
1
3
2
4
6
5
(Shielded)
R(∗2)
G(∗1)
G(∗2)
R(∗1)
1 A (∗1)
2 B (∗2)
D32(A), D56(B) Fuel Injector Assembly No. 1
2 A (∗1)
1 B (∗2)
2 A (∗1)
2 B (∗2)
D22(A), D51(B) Crank Position Sensor
1 A (∗1)
1 B (∗2)
A3 Accelerator Pedal Sensor Assembly
B(∗2)
R(∗1)
G
G
BR (∗2)
BR (∗1)
D3
D2

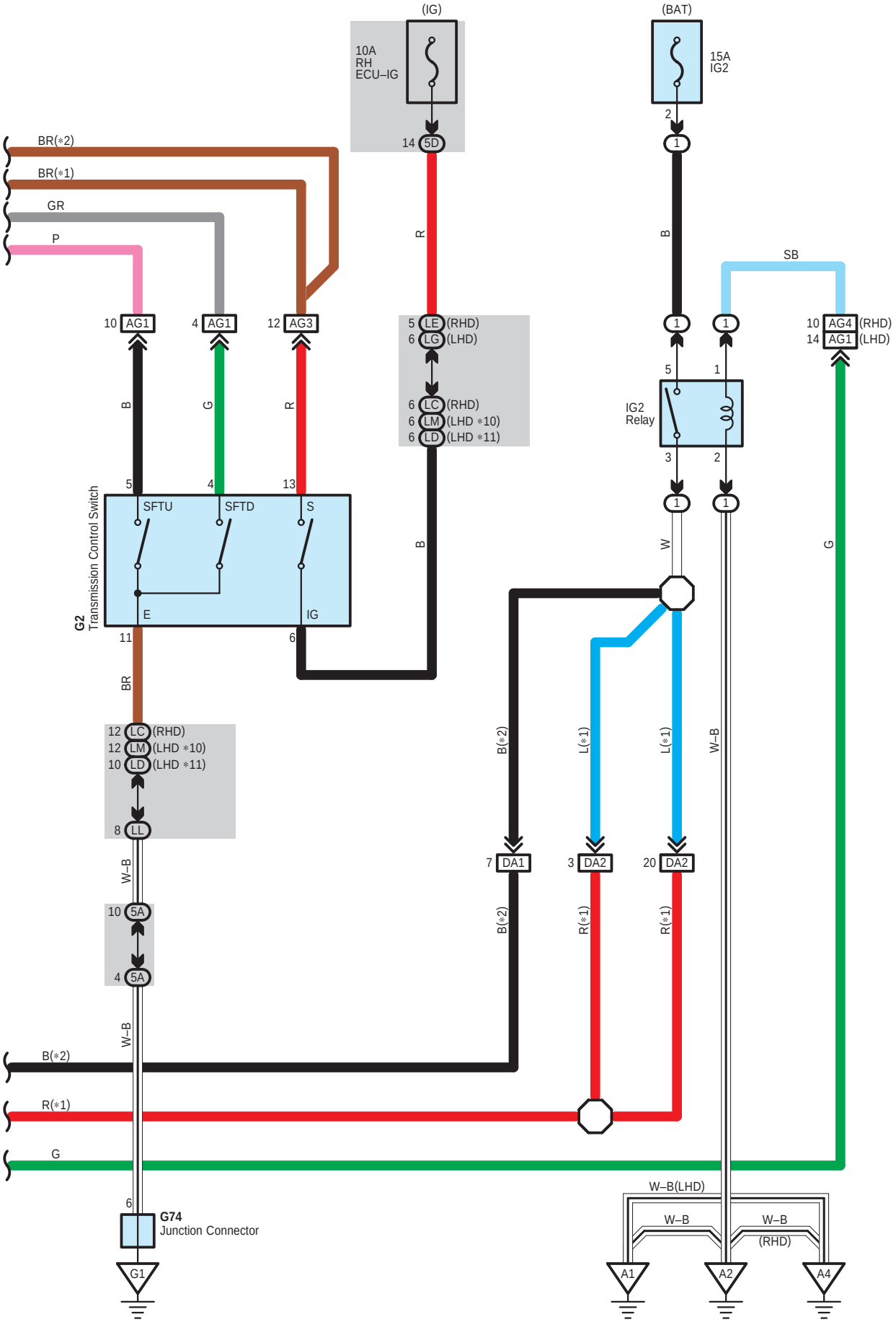
(IG)
10A
RH
ECU–IG
14 5D
(BAT)
15A
IG2
2
1
BR(*2)
BR(*1)
GR
P
R
B
SB
10 AG1
4 AG1
12 AG3
5 LE (RHD)
6 LG (LHD)
6 LC (RHD)
6 LM (LHD *10)
6 LD (LHD *11)
10 AG4 (RHD)
14 AG1 (LHD)
5
1
IG2
Relay
3
2
G
5
4
13
SFTU
SFTD
S
E
IG
G2
Transmission Control Switch
11
6
W
BR
12 LC (RHD)
12 LM (LHD *10)
10 LD (LHD *11)
8 LL
B(*2)
L(*1)
W–B
7 DA1
3 DA2
20 DA2
W–B
10 5A
4 5A
R(*1)
B(*2)
R(*1)
G
W–B(LHD)
W–B
W–B
(RHD)
6
G74
Junction Connector
G1
A1
A2
A4

A 3
Black



A 4
White

A 8
Black

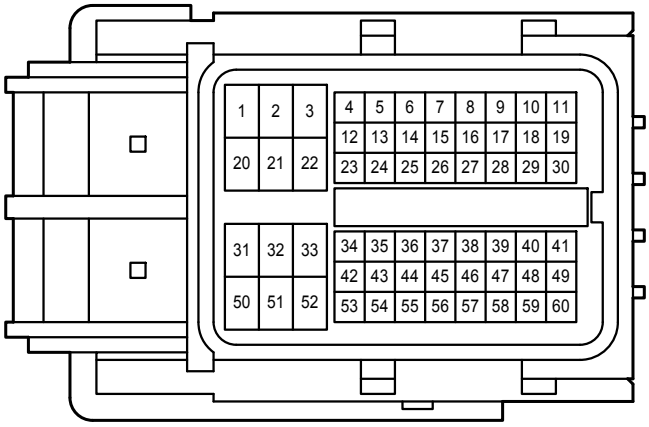

A 10
Black

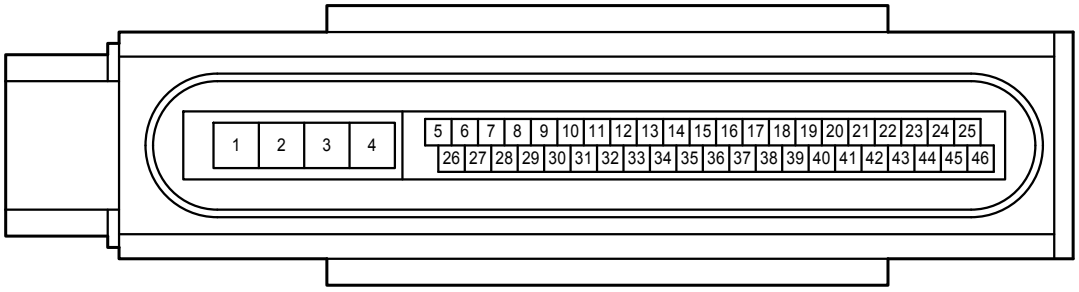

A 11
Gray

A 30
Black



A 31
Black



A 44
Gray

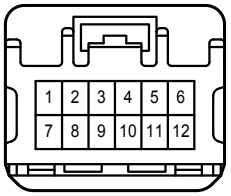

(Before Oct. 2011 Production)

A 44
Black

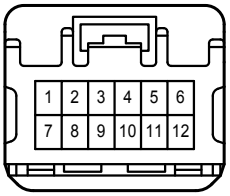

(From Oct. 2011 Production)

A 47
Black

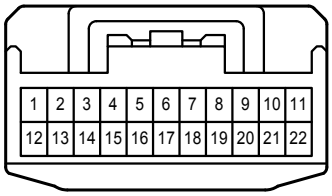

A 48
Black

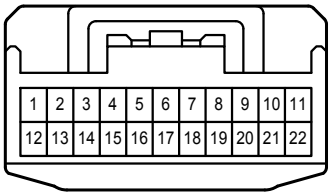

D 1
Black

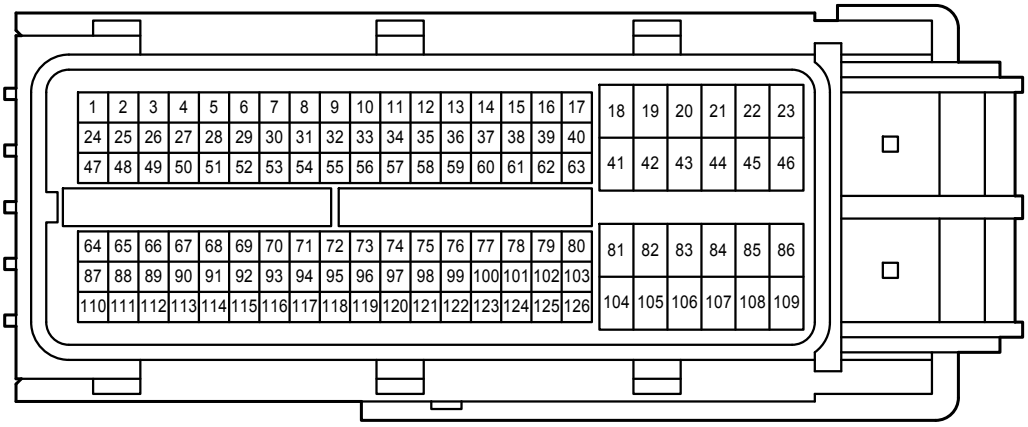

D 3
Gray

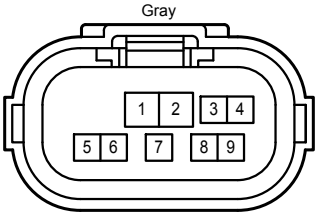

D 6
Black

D 22
Black



D 23
Gray

D 32
Gray

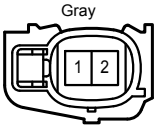

D 41
Black

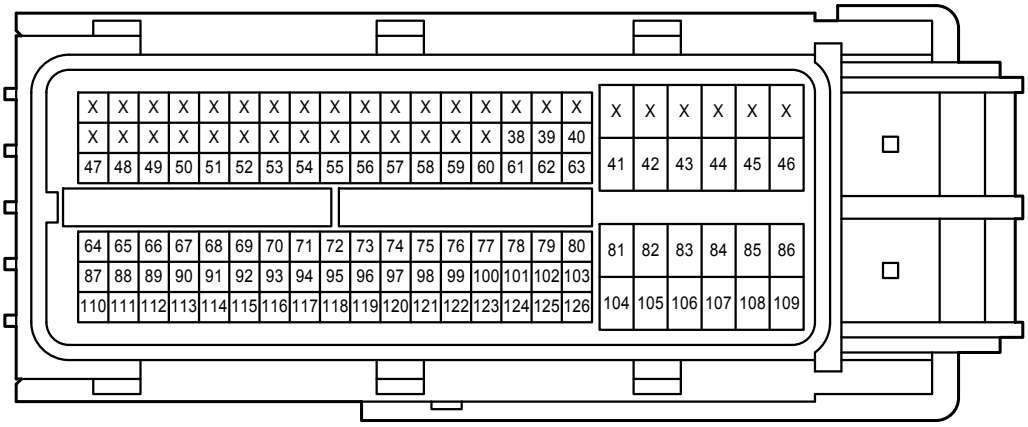

D 51
Gray

D 56
Brown

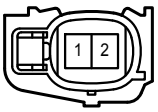

F 10
Black

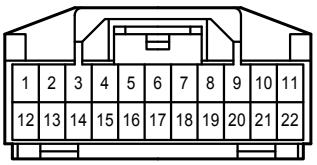

G 2
White

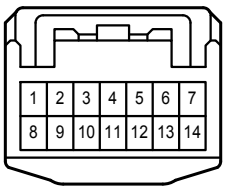

G 3
Black



G 19
White

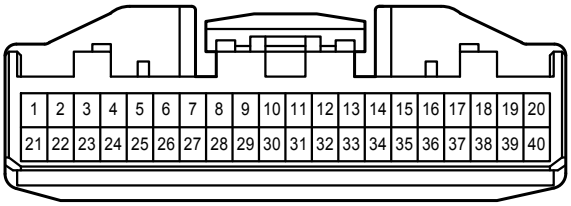

G 32
Black

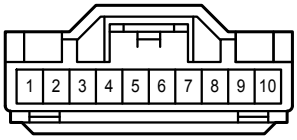

(From Jun. 2009 Production)

G 32
White

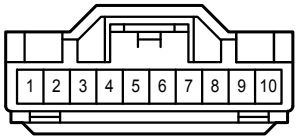

(Before Jun. 2009 Production)

G 49
White

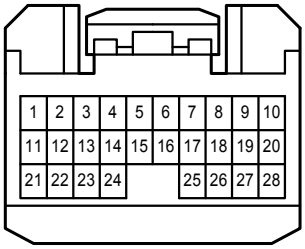

G 50
White

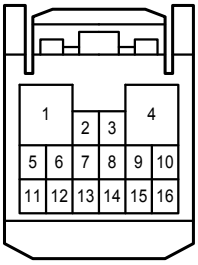

G 52
Gray

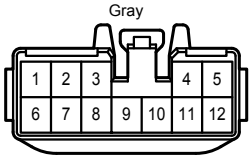

G 53
Black

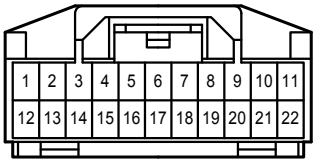

G 56
Gray

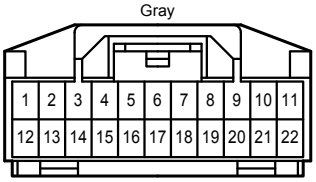

G 61
Brown

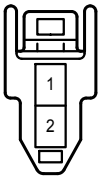

G 62
Brown

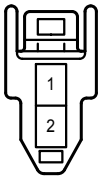

G 67
White

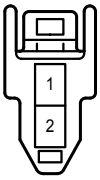

G 69
Black

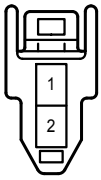

G 71
Gray

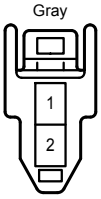

G 72
Brown

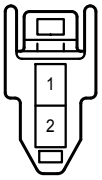

G 74
White

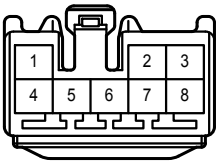

G 85
Gray

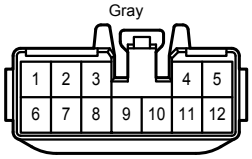

G 88
White

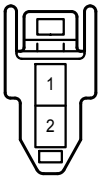

G 91
Gray

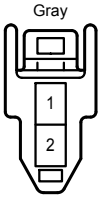

M 22
Black

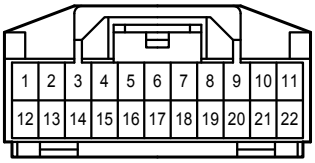

N 19
Gray

N 28
White

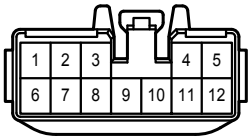

z 7
White

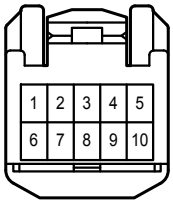

4A
White

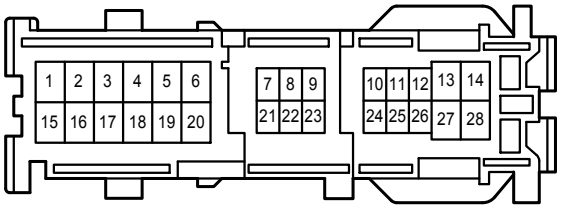

4D
White

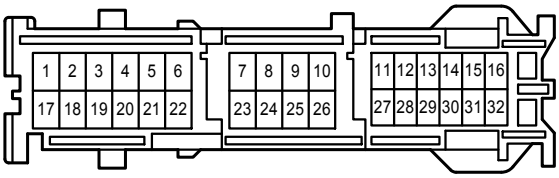

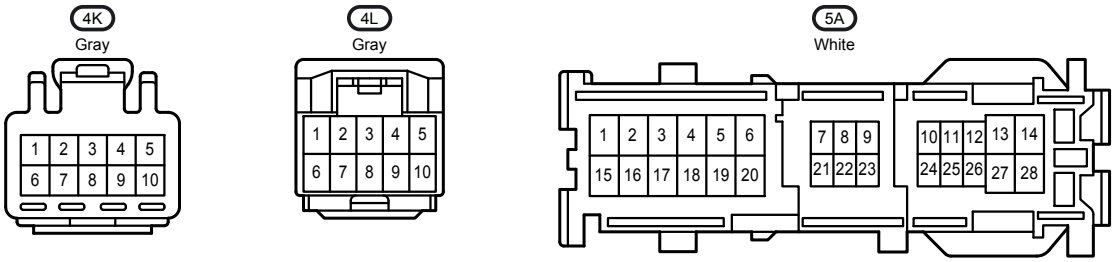
4K
Gray
1 2 3 4 5
6 7 8 9 10
4L
Gray
1 2 3 4 5
6 7 8 9 10
5A
White
1 2 3 4 5 6
15 16 17 18 19 20
7 8 9
21 22 23
10 11 12 13 14
24 25 26 27 28

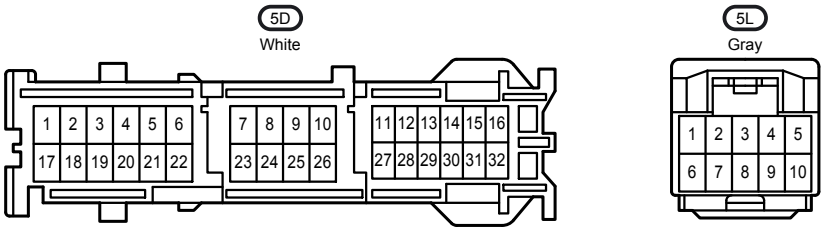
5D
White
1 2 3 4 5 6
17 18 19 20 21 22
7 8 9 10
23 24 25 26
11 12 13 14 15 16
27 28 29 30 31 32
5L
Gray
1 2 3 4 5
6 7 8 9 10

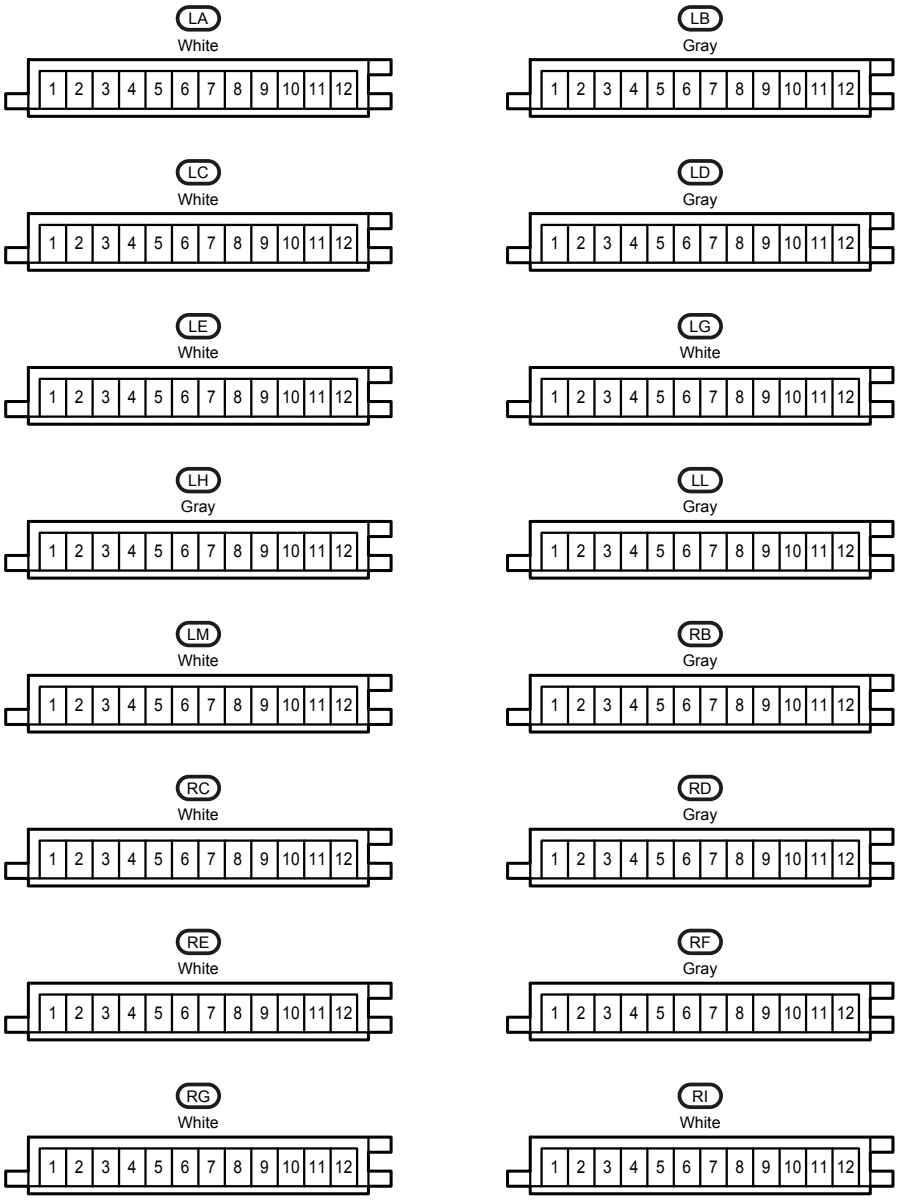
LA
White
LB
Gray
LC
White
LD
Gray
LE
White
LG
White
LH
Gray
LL
Gray
LM
White
RB
Gray
RC
White
RD
Gray
RE
White
RF
Gray
RG
White
RI
White
1 2 3 4 5 6 7 8 9 10 11 12

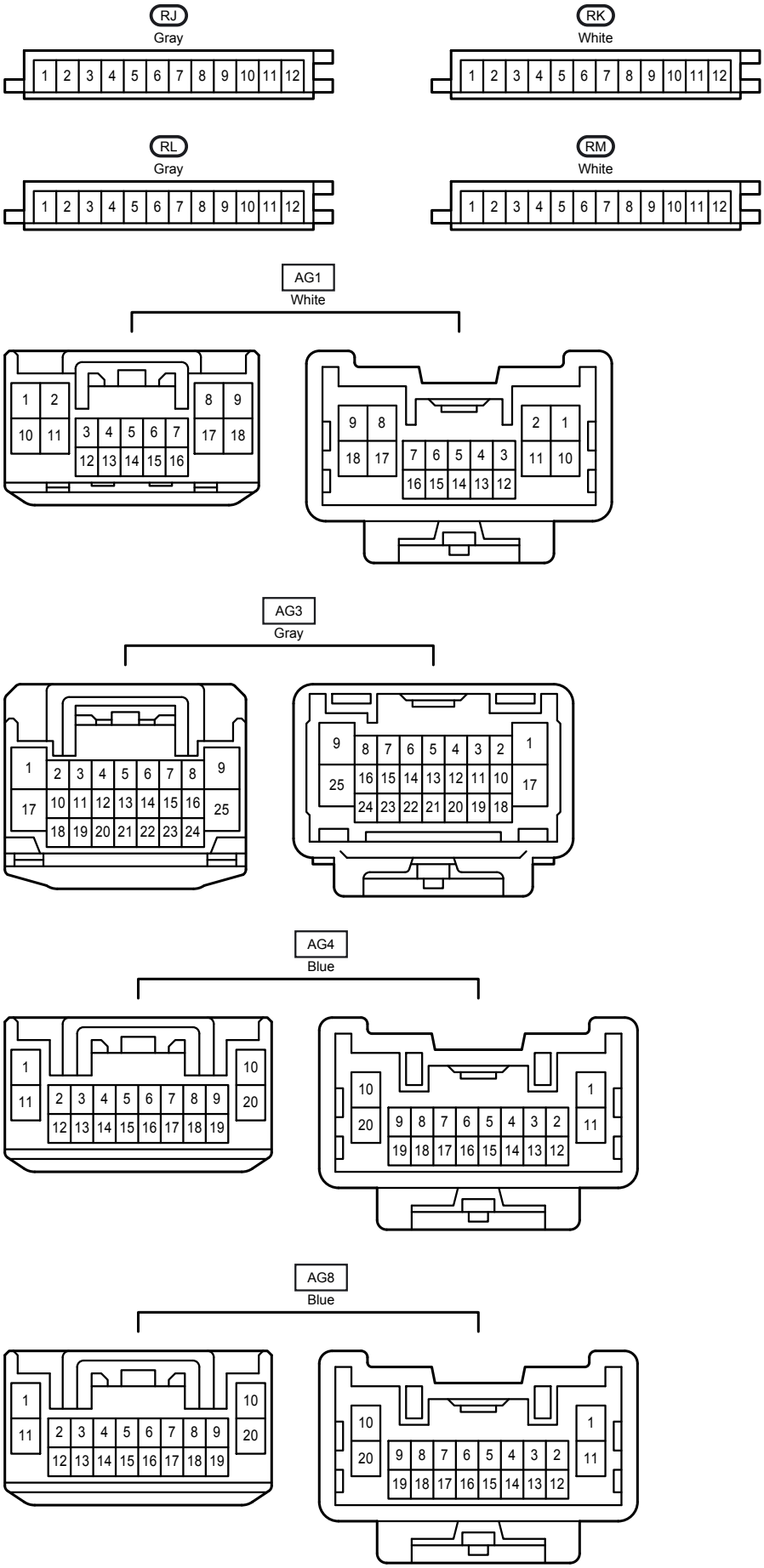
RJ
Gray
1 2 3 4 5 6 7 8 9 10 11 12
RK
White
1 2 3 4 5 6 7 8 9 10 11 12
RL
Gray
1 2 3 4 5 6 7 8 9 10 11 12
RM
White
1 2 3 4 5 6 7 8 9 10 11 12
AG1
White
1 2 10 11 3 4 5 6 7 12 13 14 15 16 8 9 17 18
9 8 18 17 7 6 5 4 3 16 15 14 13 12 2 1 11 10
AG3
Gray
1 2 3 4 5 6 7 8 9 10 11 12 13 14 15 16 17 18 19 20 21 22 23 24 25
9 8 7 6 5 4 3 2 1 25 16 15 14 13 12 11 10 17 24 23 22 21 20 19 18
AG4
Blue
1 11 2 3 4 5 6 7 8 9 12 13 14 15 16 17 18 19 10 20
10 20 9 8 7 6 5 4 3 2 19 18 17 16 15 14 13 12 1 11
AG8
Blue
1 11 2 3 4 5 6 7 8 9 12 13 14 15 16 17 18 19 10 20
10 20 9 8 7 6 5 4 3 2 19 18 17 16 15 14 13 12 1 11

DA1
White

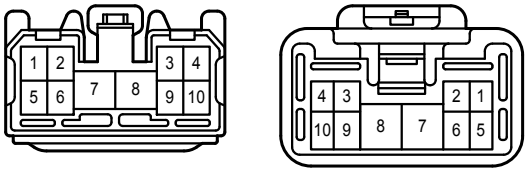

DA2
White

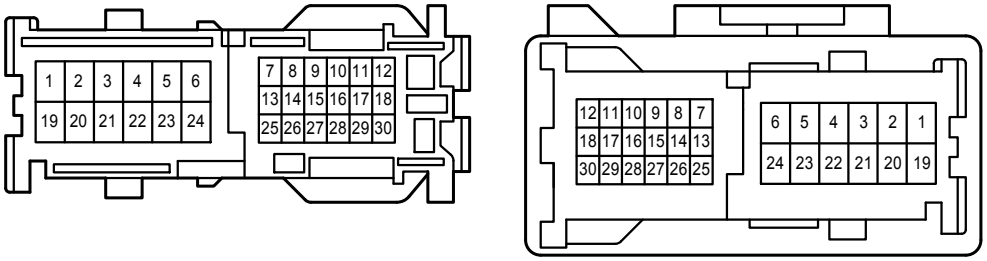

FG1
Blue

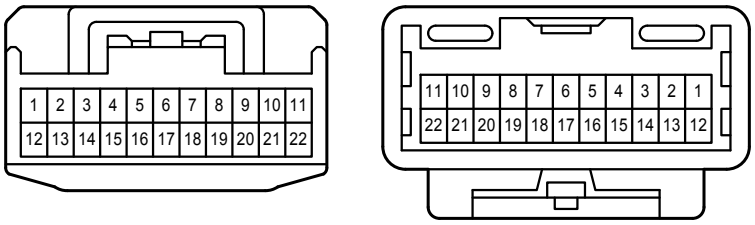

FG3
White

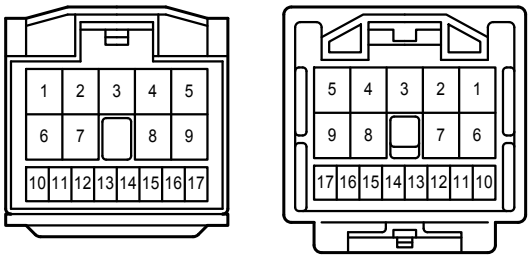

FG4
Gray

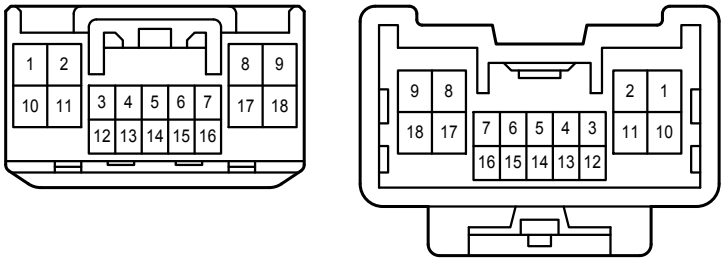

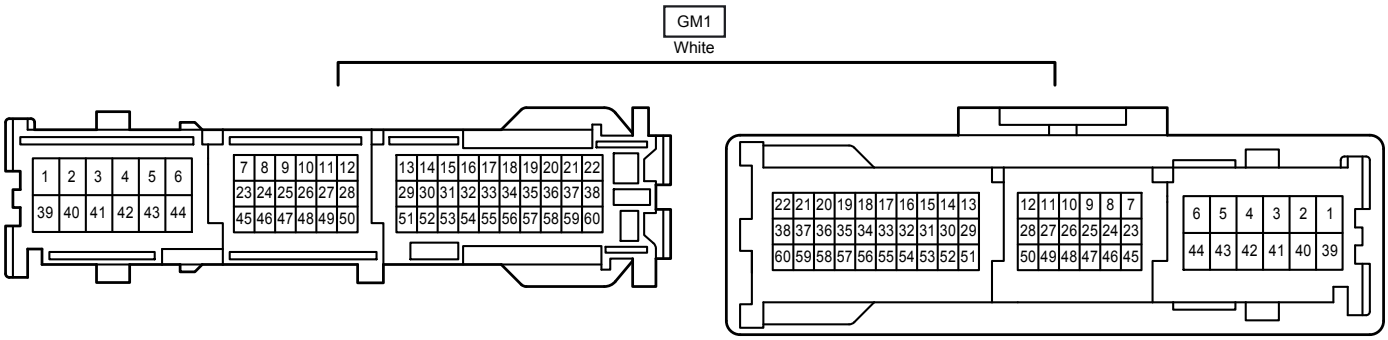
GM1
White
1 2 3 4 5 6
39 40 41 42 43 44
7 8 9 10 11 12
23 24 25 26 27 28
45 46 47 48 49 50
13 14 15 16 17 18 19 20 21 22
29 30 31 32 33 34 35 36 37 38
51 52 53 54 55 56 57 58 59 60
22 21 20 19 18 17 16 15 14 13
38 37 36 35 34 33 32 31 30 29
60 59 58 57 56 55 54 53 52 51
12 11 10 9 8 7
28 27 26 25 24 23
50 49 48 47 46 45
6 5 4 3 2 1
44 43 42 41 40 39

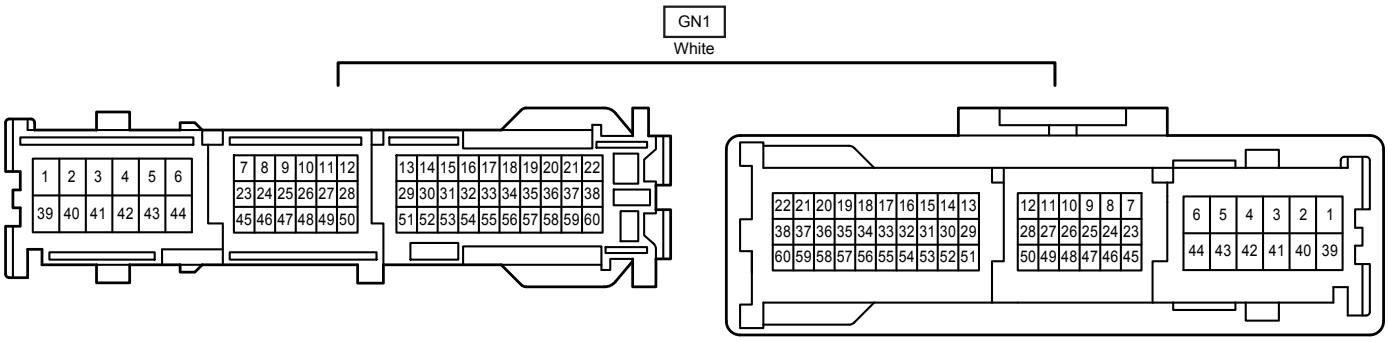
GN1
White
1 2 3 4 5 6
39 40 41 42 43 44
7 8 9 10 11 12
23 24 25 26 27 28
45 46 47 48 49 50
13 14 15 16 17 18 19 20 21 22
29 30 31 32 33 34 35 36 37 38
51 52 53 54 55 56 57 58 59 60
22 21 20 19 18 17 16 15 14 13
38 37 36 35 34 33 32 31 30 29
60 59 58 57 56 55 54 53 52 51
12 11 10 9 8 7
28 27 26 25 24 23
50 49 48 47 46 45
6 5 4 3 2 1
44 43 42 41 40 39