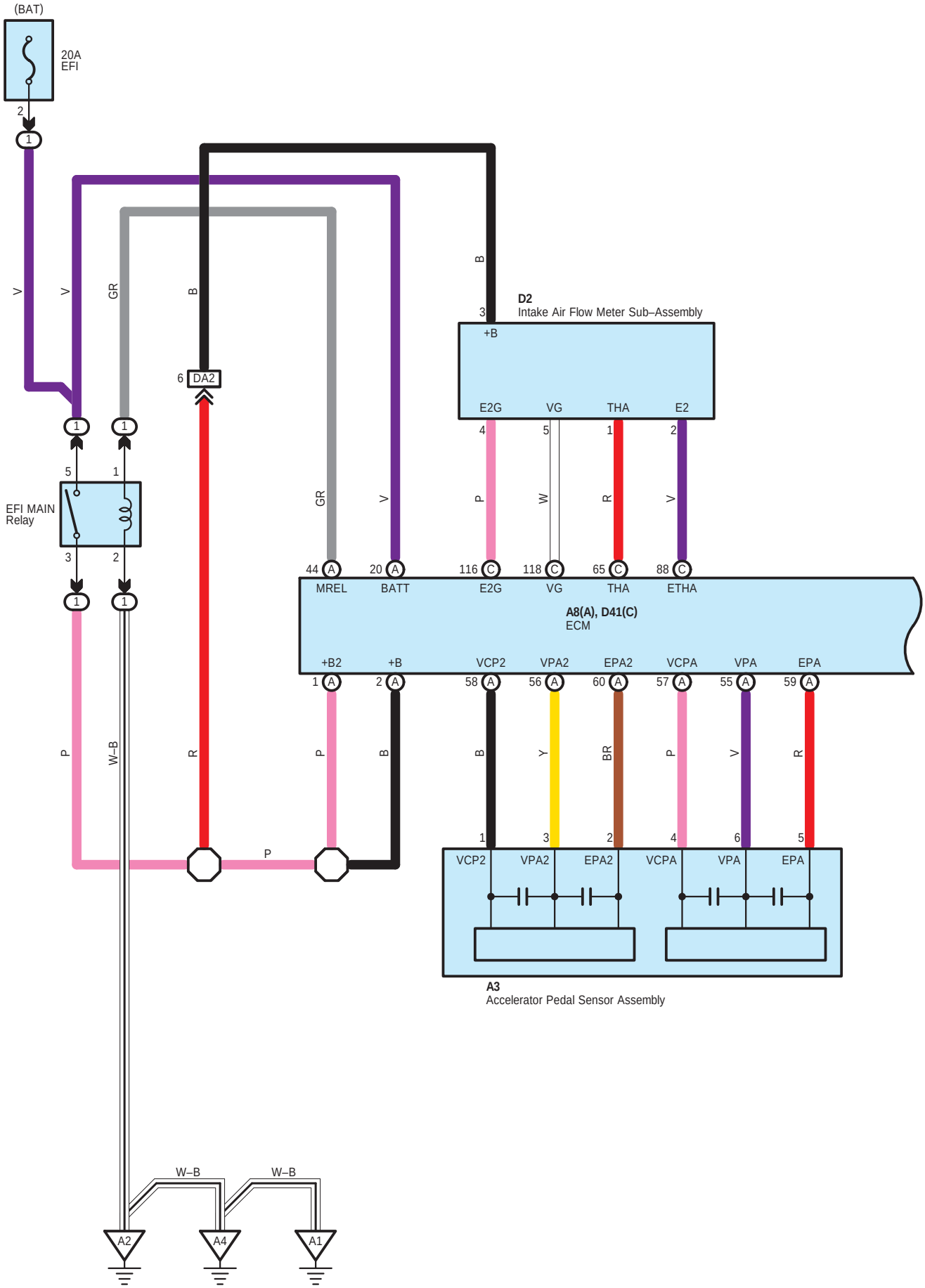
(BAT)
20A
EFI
2
1
V
V
GR
B
B
3
D2
Intake Air Flow Meter Sub–Assembly
+B
6
DA2
E2G
VG
THA
E2
4
5
1
2
1
1
5
1
EFI MAIN
Relay
3
2
GR
V
P
W
R
V
44
A
20
A
116
C
118
C
65
C
88
C
MREL
BATT
E2G
VG
THA
ETHA
A8(A), D41(C)
ECM
+B2
+B
VCP2
VPA2
EPA2
VCPA
VPA
EPA
1
A
2
A
58
A
56
A
60
A
57
A
55
A
59
A
1
1
P
W–B
R
P
B
B
Y
BR
P
V
R
P
1
3
2
4
6
5
VCP2
VPA2
EPA2
VCPA
VPA
EPA
A3
Accelerator Pedal Sensor Assembly
W–B
W–B
A2
A4
A1

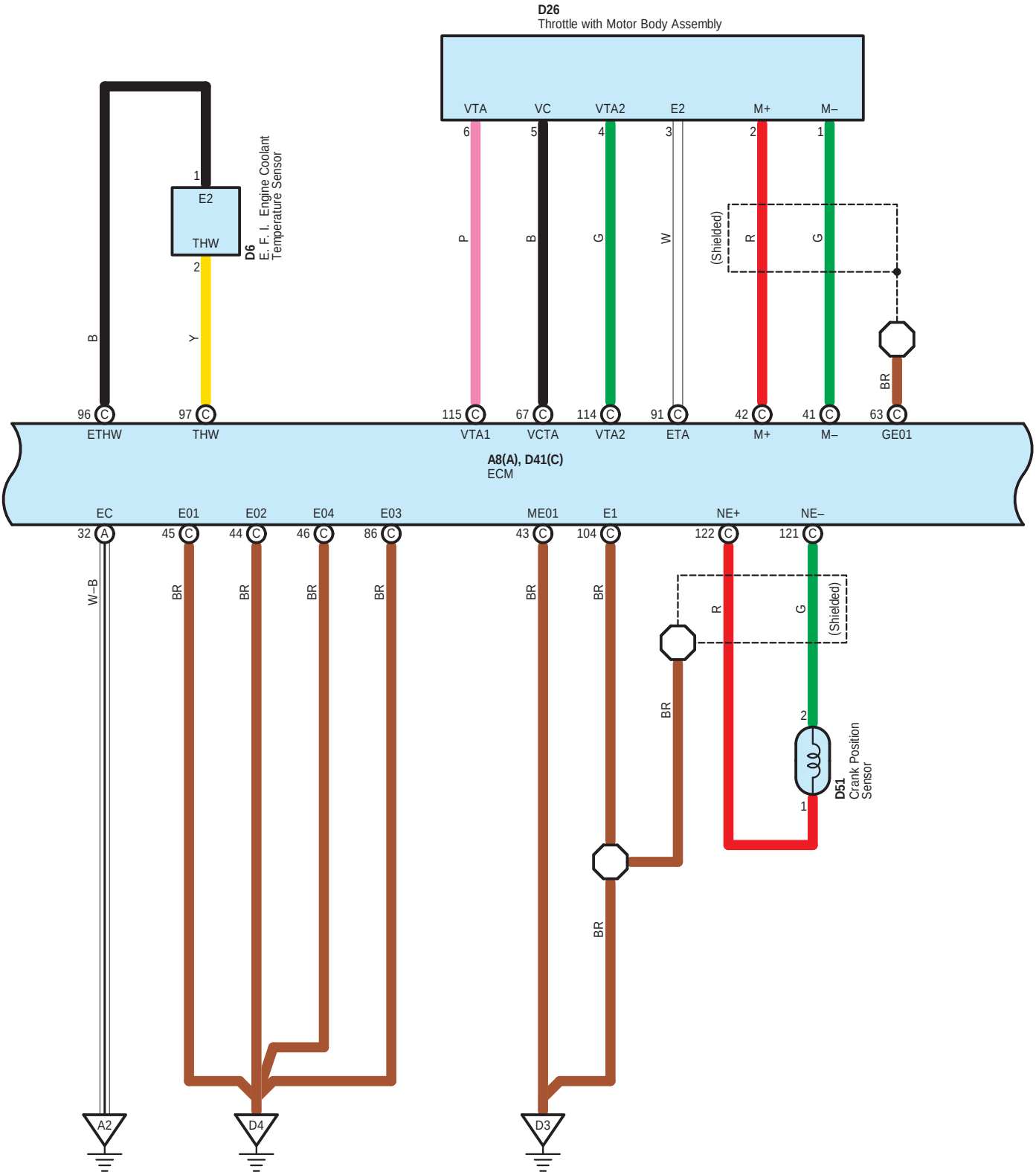
D26
Throttle with Motor Body Assembly
VTA
VC
VTA2
E2
M+
M–
6
5
4
3
2
1
P
B
G
W
(Shielded)
R
G
BR
1
E2
THW
2
D6
E. F. I. Engine Coolant Temperature Sensor
B
Y
96
97
115
67
114
91
42
41
63
ETHW
THW
VTA1
VCTA
VTA2
ETA
M+
M–
GE01
A8(A), D41(C)
ECM
EC
E01
E02
E04
E03
ME01
E1
NE+
NE–
32
45
44
46
86
43
104
122
121
W–B
BR
BR
BR
BR
BR
BR
R
G
(Shielded)
BR
2
1
D51
Crank Position Sensor
BR
A2
D4
D3

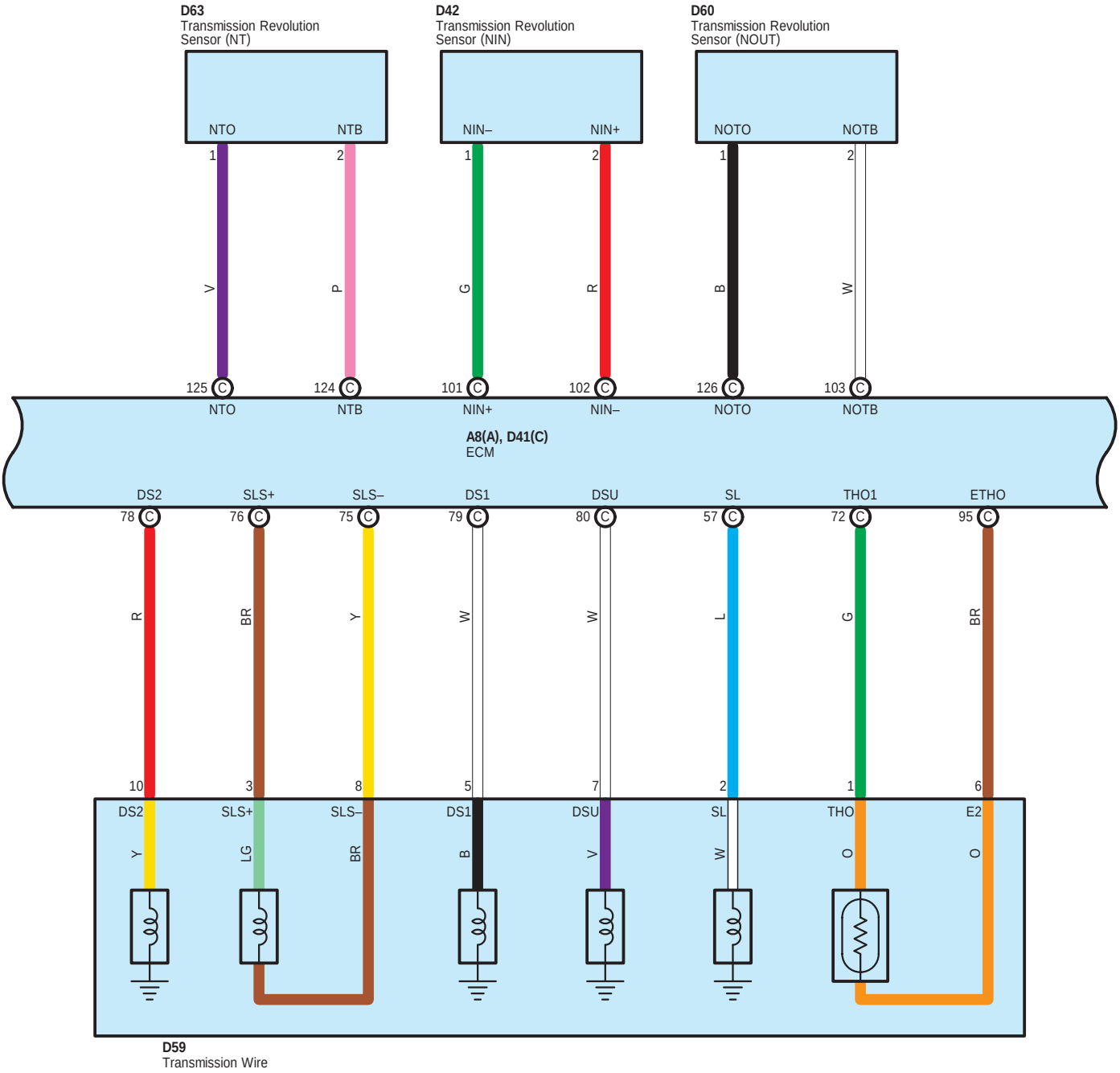
D63
Transmission Revolution Sensor (NT)
NTO
NTB
1
2
V
P
125 C
124 C
NTO
NTB
D42
Transmission Revolution Sensor (NIN)
NIN–
NIN+
1
2
G
R
101 C
102 C
NIN+
NIN–
D60
Transmission Revolution Sensor (NOUT)
NOTO
NOTB
1
2
B
W
126 C
103 C
NOTO
NOTB
A8(A), D41(C)
ECM
DS2
SLS+
SLS–
DS1
DSU
SL
THO1
ETHO
78 C
76 C
75 C
79 C
80 C
57 C
72 C
95 C
R
BR
Y
W
W
L
G
BR
10
3
8
5
7
2
1
6
DS2
SLS+
SLS–
DS1
DSU
SL
THO
E2
Y
LG
BR
B
V
W
O
O
D59
Transmission Wire

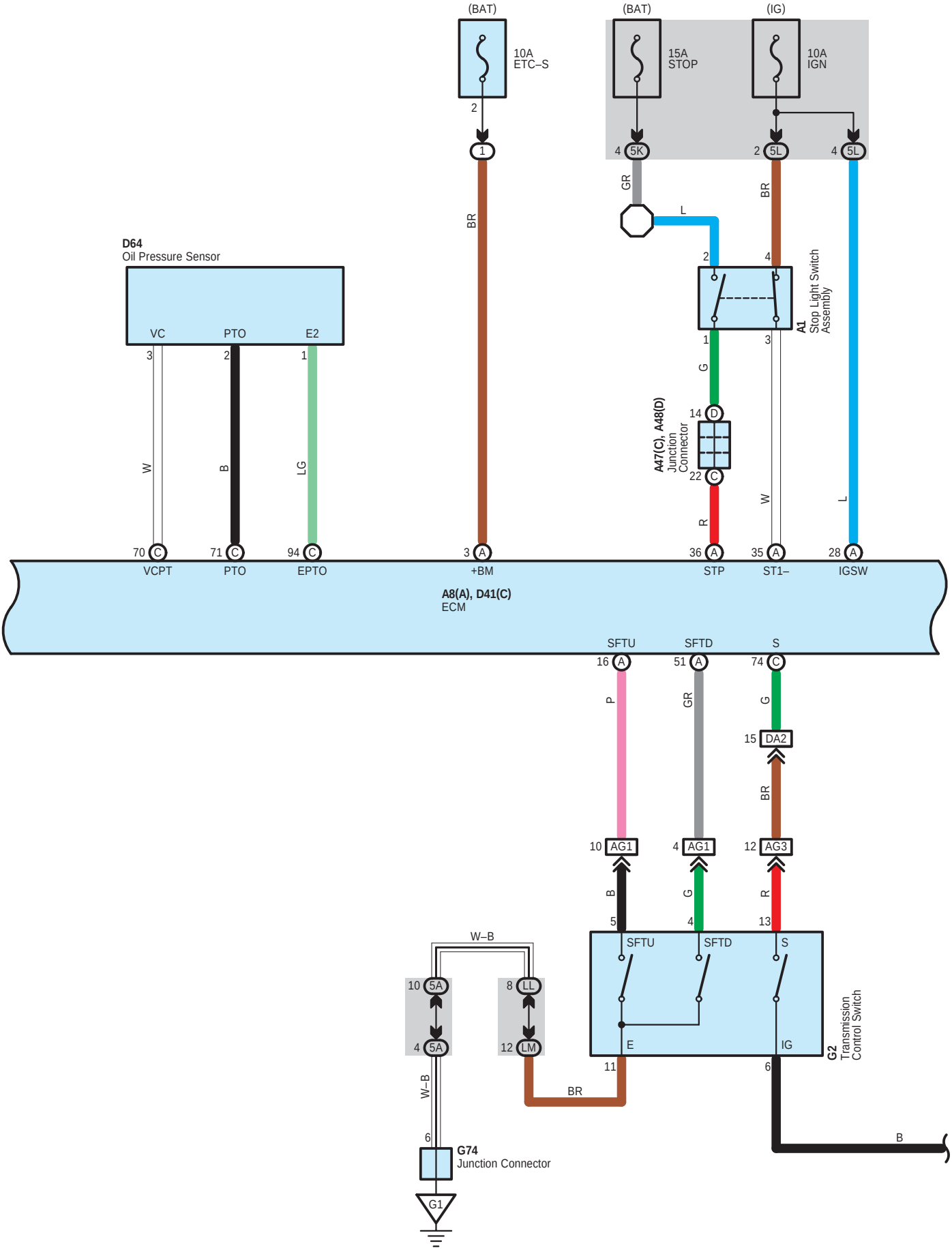
(BAT)
10A
ETC–S
(BAT)
15A
STOP
(IG)
10A
IGN
D64
Oil Pressure Sensor
VC
PTO
E2
A1
Stop Light Switch
Assembly
A47(C), A48(D)
Junction
Connector
VCPT
PTO
EPTO
+BM
STP
ST1–
IGSW
A8(A), D41(C)
ECM
SFTU
SFTD
S
DA2
AG1
AG1
AG3
W–B
SFTU
SFTD
S
E
IG
G2
Transmission
Control Switch
G74
Junction Connector
G1

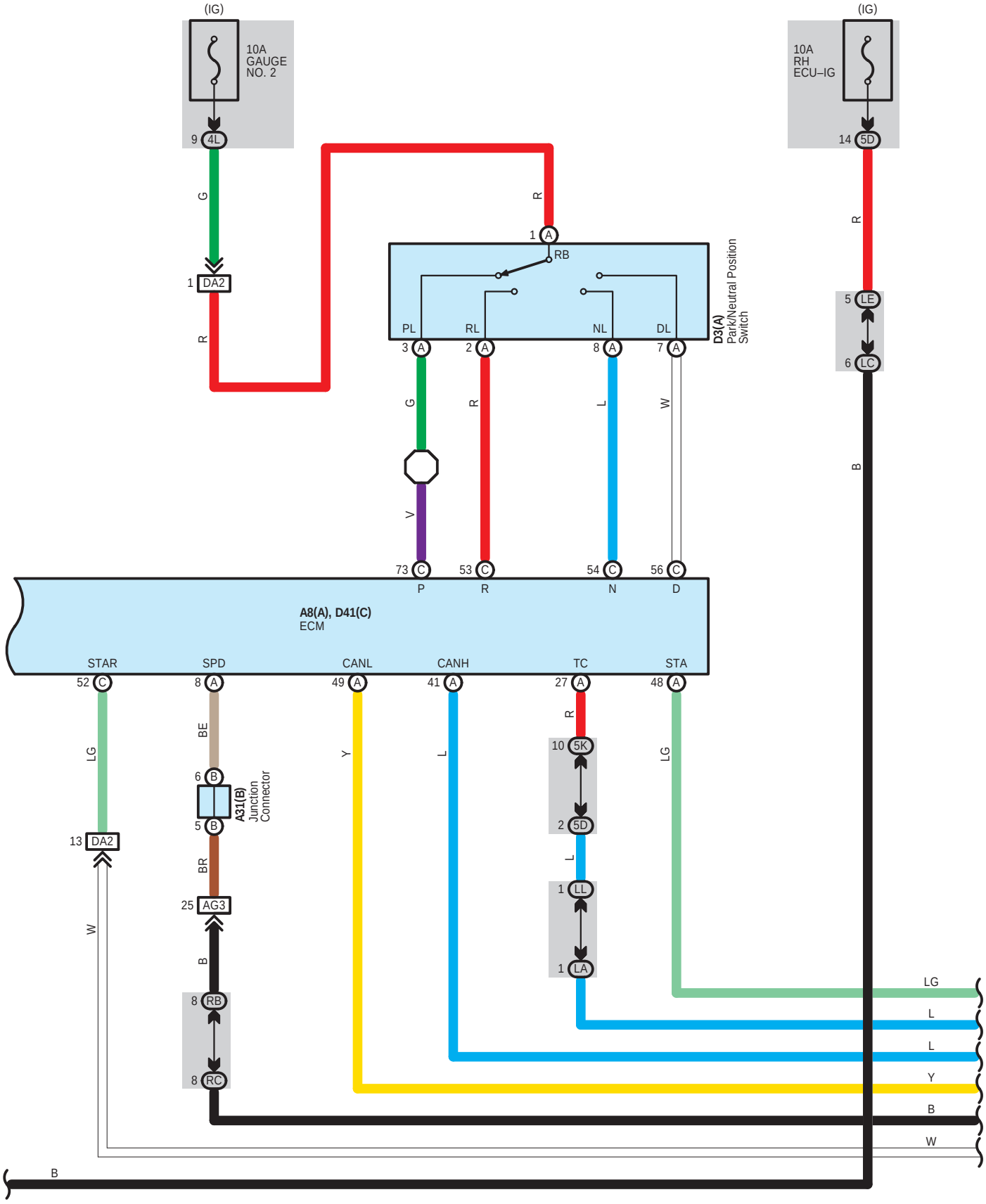
(IG)
10A
GAUGE
NO. 2
9 4L
G
1 DA2
R
R
1 A
RB
PL
RL
NL
DL
3 A
2 A
8 A
7 A
D3(A)
Park/Neutral Position
Switch
G
R
L
W
V
73 C
53 C
54 C
56 C
P
R
N
D
(IG)
10A
RH
ECU–IG
14 5D
R
5 LE
6 LC
B
A8(A), D41(C)
ECM
STAR
SPD
CANL
CANH
TC
STA
52 C
8 A
49 A
41 A
27 A
48 A
LG
BE
Y
L
R
10 5K
2 5D
L
1 LL
1 LA
LG
6 B
A31(B)
Junction
Connector
5 B
13 DA2
BR
25 AG3
W
B
8 RB
8 RC
LG
L
L
Y
B
W
B

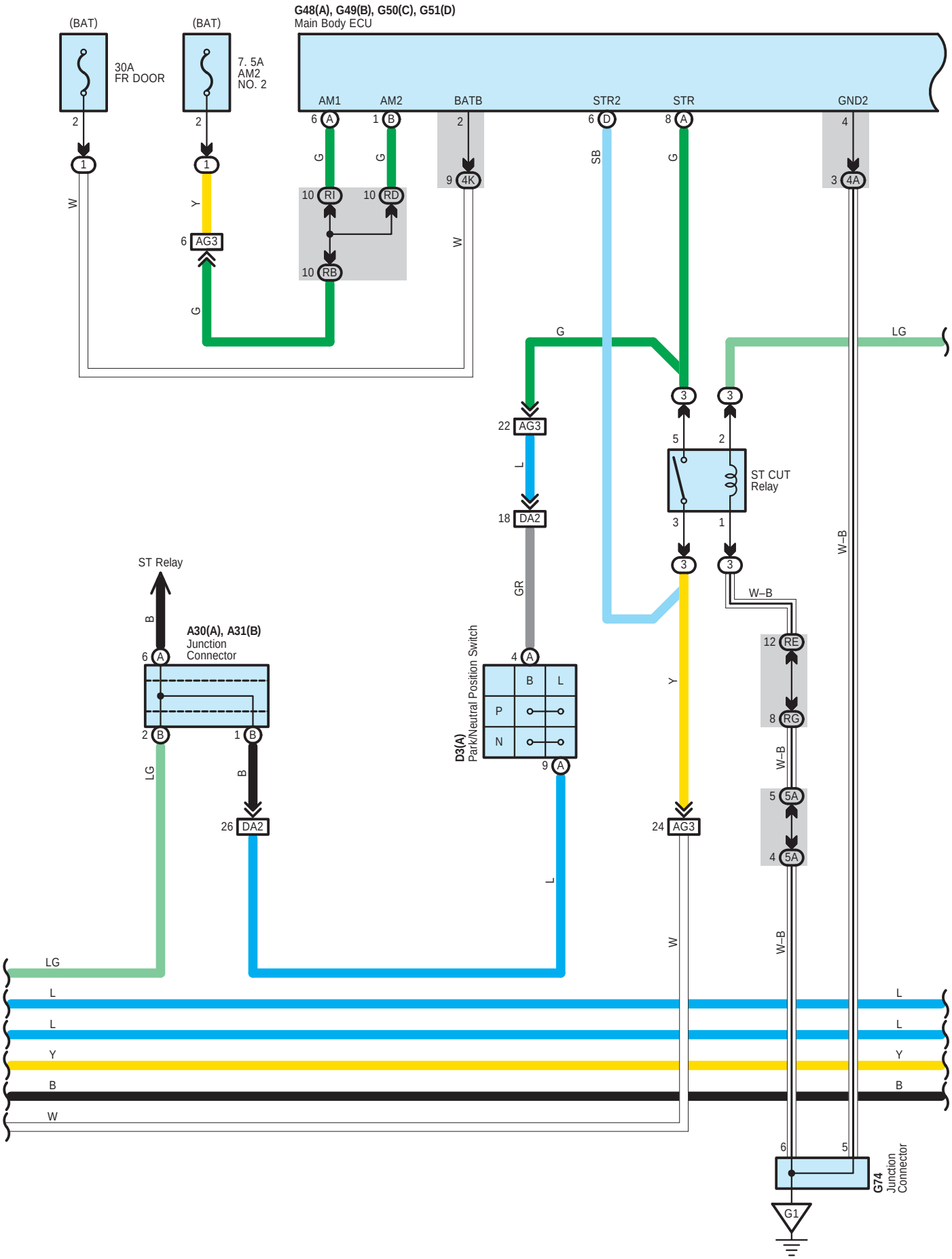
(BAT)
30A
FR DOOR
(BAT)
7. 5A
AM2
NO. 2
G48(A), G49(B), G50(C), G51(D)
Main Body ECU
AM1
AM2
BATB
STR2
STR
GND2
AG3
DA2
4K
4A
RI
RD
RB
ST CUT
Relay
ST Relay
A30(A), A31(B)
Junction
Connector
D3(A)
Park/Neutral Position Switch
P
N
B
L
RE
RG
5A
G74
Junction
Connector
G1
W
Y
G
SB
LG
L
GR
B
W–B

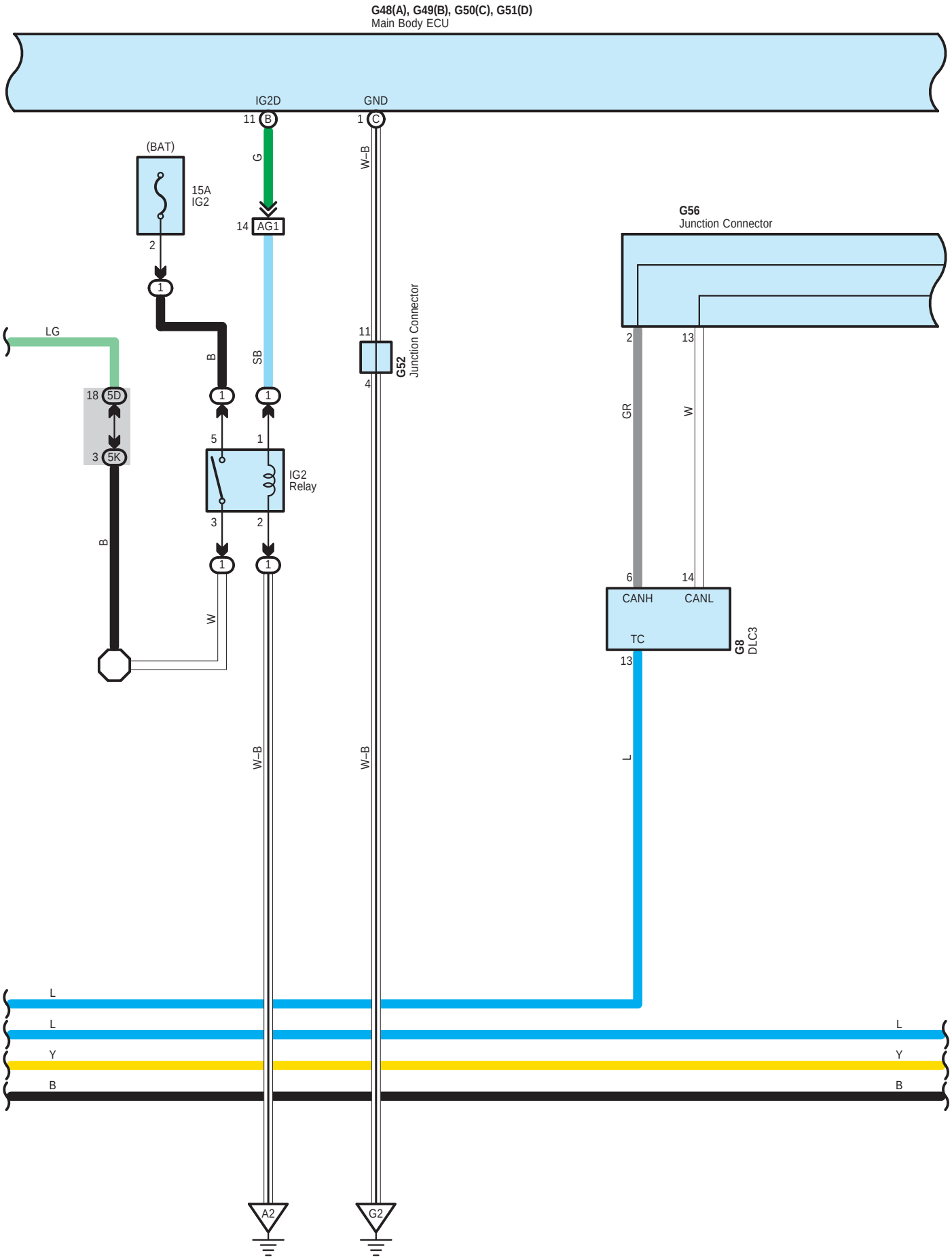
G48(A), G49(B), G50(C), G51(D)
Main Body ECU
IG2D
GND
11 B
1 C
(BAT)
15A
IG2
2
1
G
14 AG1
W–B
G56
Junction Connector
LG
B
SB
11
4
G52
Junction Connector
18 5D
3 5K
5
1
IG2
Relay
3
2
B
W
GR
W
2
13
6
14
CANH
CANL
TC
13
G8
DLC3
L
W–B
W–B
L
L
Y
B
L
Y
B
A2
G2

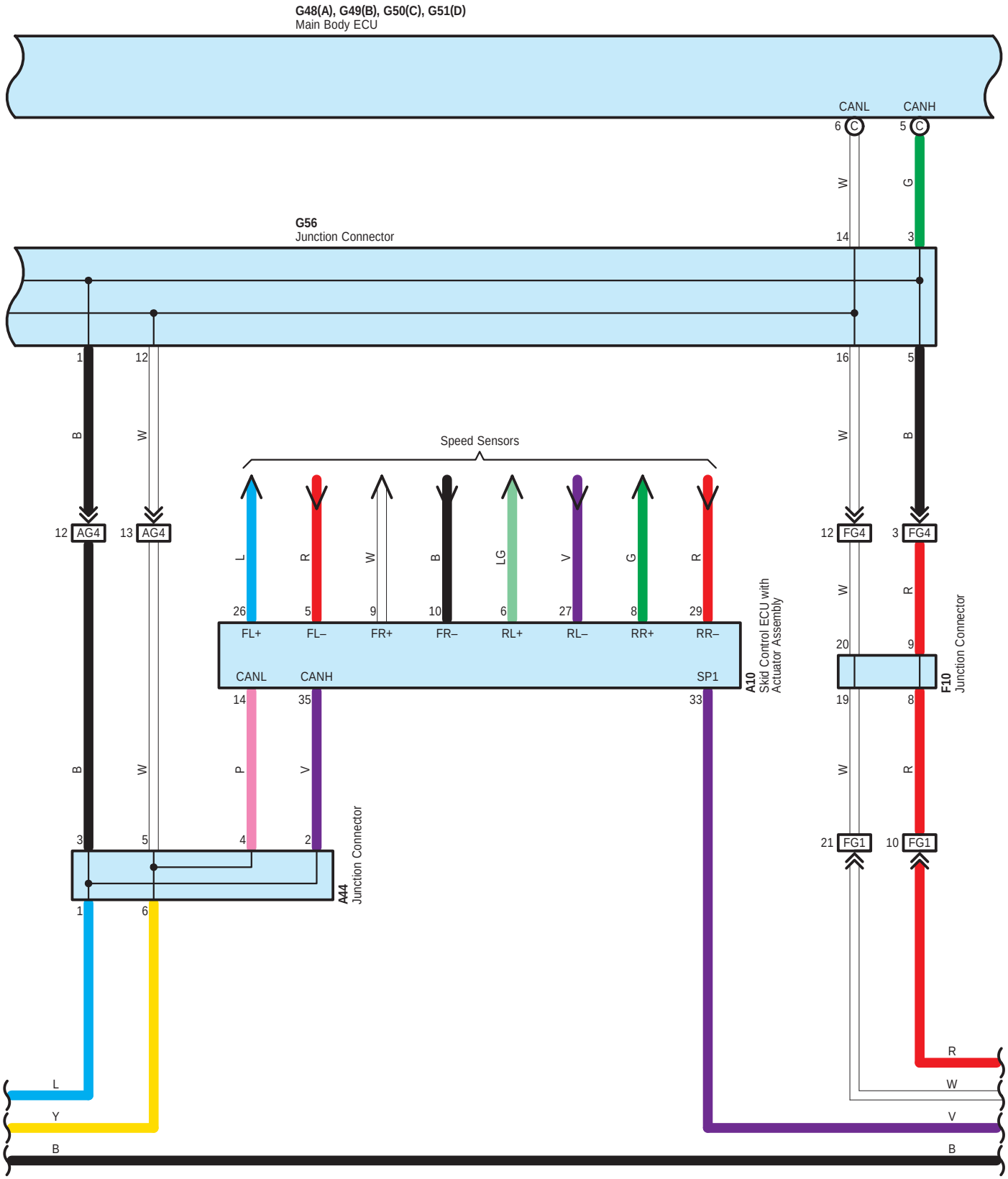
G48(A), G49(B), G50(C), G51(D)
Main Body ECU
CANL
CANH
6 C
5 C
W
G
G56
Junction Connector
14
3
1
12
16
5
B
W
W
B
Speed Sensors
12 AG4
13 AG4
12 FG4
3 FG4
L
R
W
B
LG
V
G
R
26
5
9
10
6
27
8
29
FL+
FL–
FR+
FR–
RL+
RL–
RR+
RR–
CANL
CANH
SP1
14
35
33
A10
Skid Control ECU with Actuator Assembly
20
9
19
8
F10
Junction Connector
B
W
P
V
W
R
3
5
4
2
21 FG1
10 FG1
A44
Junction Connector
1
6
R
L
W
Y
V
B
B

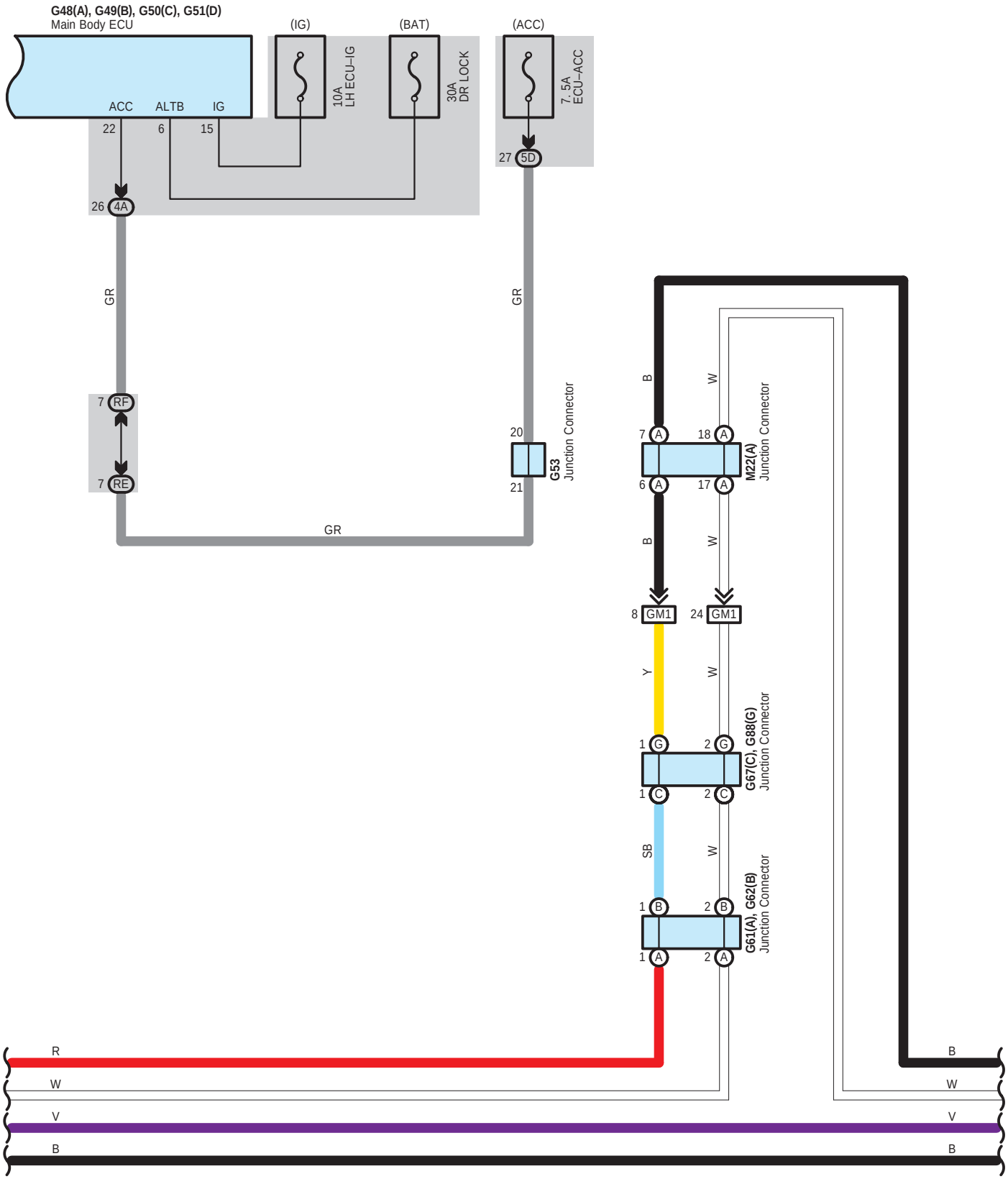
G48(A), G49(B), G50(C), G51(D)
Main Body ECU
ACC
ALTB
IG
22
6
15
(IG)
(BAT)
(ACC)
10A
LH ECU–IG
30A
DR LOCK
7. 5A
ECU–ACC
27
5D
26
4A
GR
GR
7
RF
7
RE
20
21
G53
Junction Connector
GR
B
W
7
A
18
A
6
A
17
A
M22(A)
Junction Connector
B
W
8
GM1
24
GM1
Y
W
1
G
2
G
1
C
2
C
G67(C), G88(G)
Junction Connector
SB
W
1
B
2
B
1
A
2
A
G61(A), G62(B)
Junction Connector
R
W
V
B
B
W
V
B

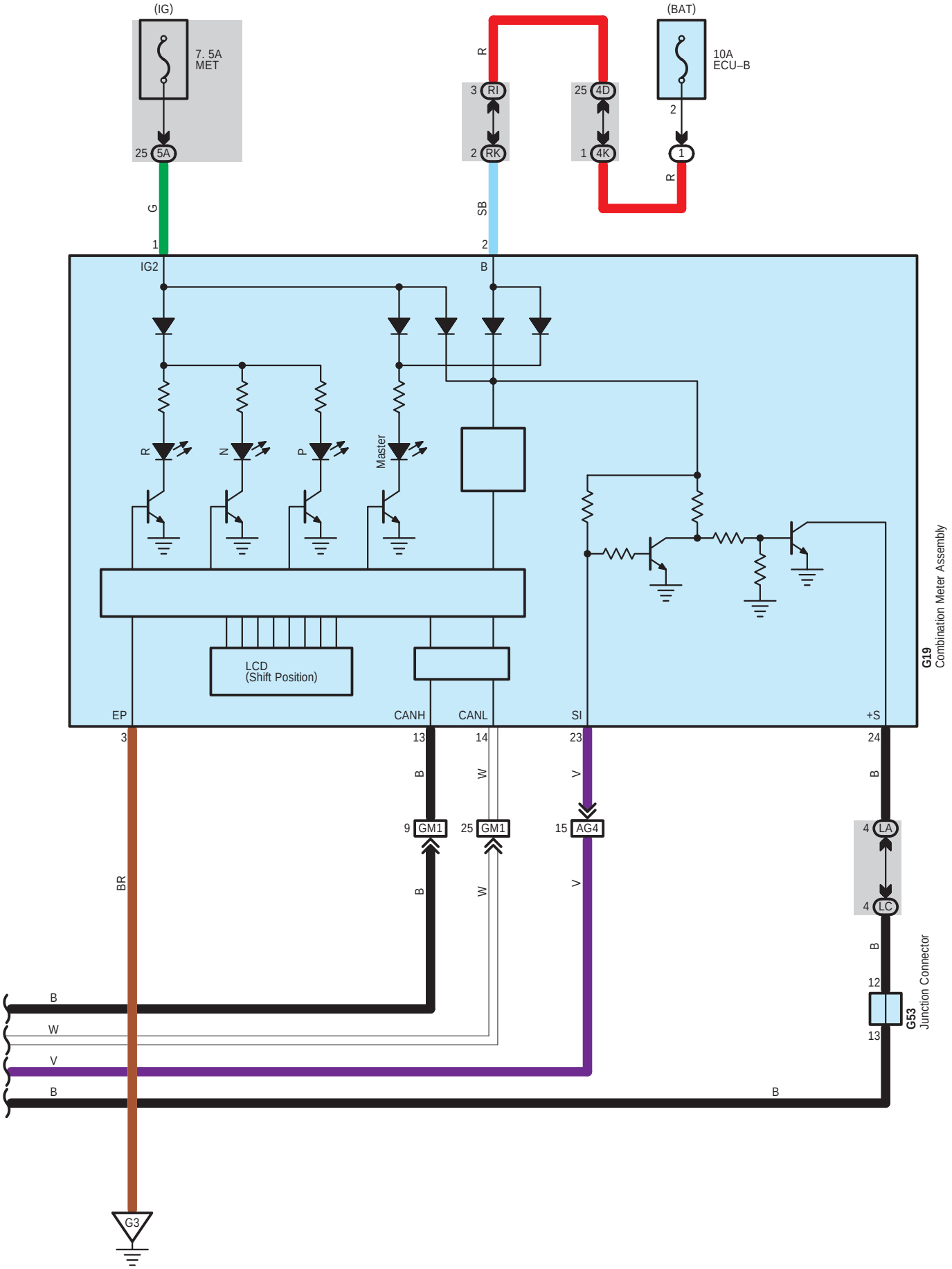
(IG)
7. 5A
MET
25 5A
G
1
IG2
(BAT)
10A
ECU–B
2
1
R
R
3 RI
2 RK
25 4D
1 4K
SB
2
B
R
N
P
Master
LCD
(Shift Position)
EP
CANH
CANL
SI
+S
3
13
14
23
24
B
W
V
B
9 GM1
25 GM1
15 AG4
4 LA
4 LC
B
W
V
B
12
13
G53
Junction Connector
G19
Combination Meter Assembly
BR
B
W
V
B
B
G3

A 1
White

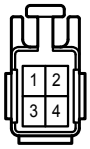

A 3
Black



A 8
Black

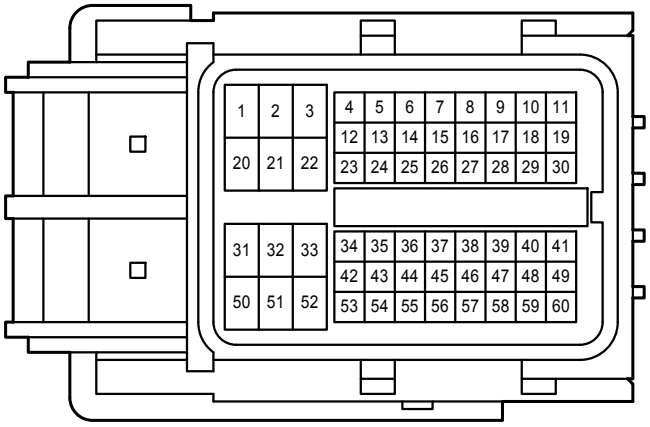

A 10
Black

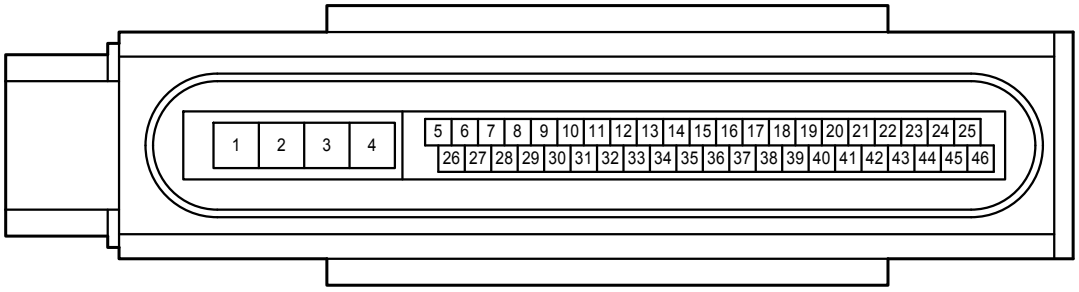

A 30
Black



A 31
Black



A 44
Gray

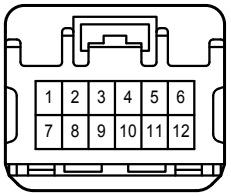

(Before Oct. 2011 Production)

A 44
Black

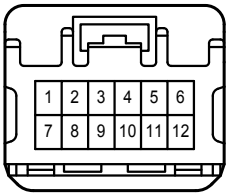

(From Oct. 2011 Production)

A 47
Black

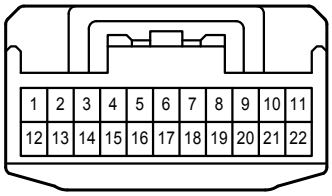

A 48
Black

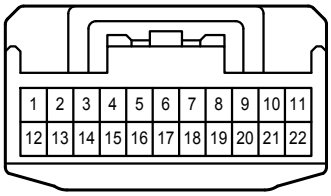

D 2
Black

D 3
Gray

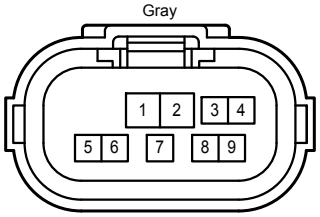

D 6
Black

D 26
Black

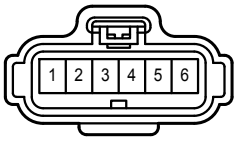

D 41
Black

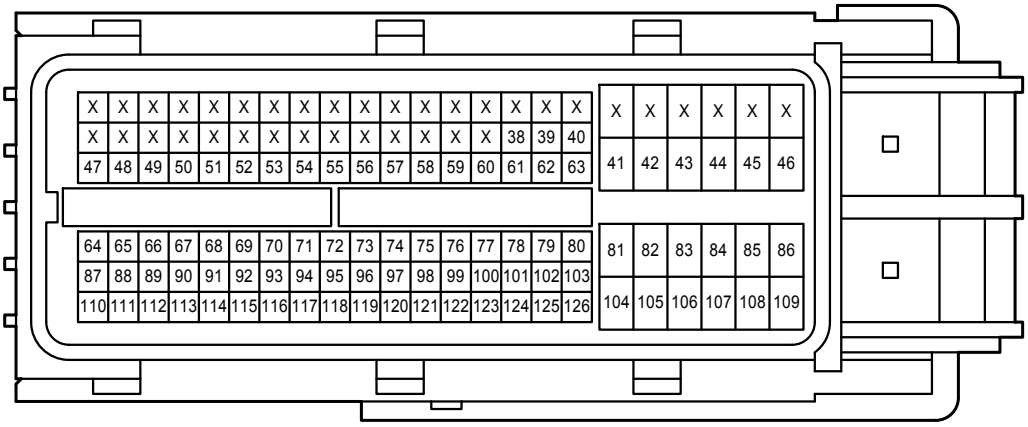

D 42
Black

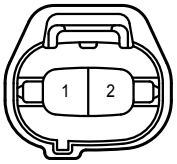

D 51
Gray

D 59
Gray

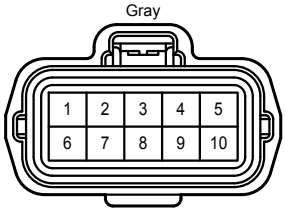

D 60
Black

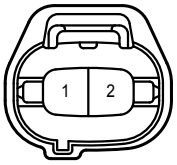

D 63
Black

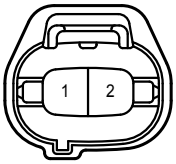

D 64
Black



F 10
Black

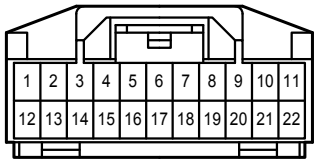

G 2
White

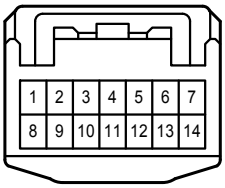

G 8
White

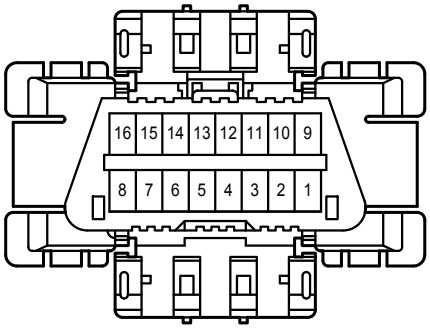

G 19
White

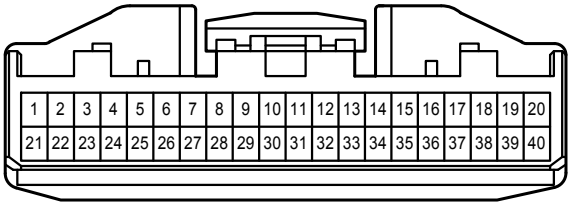

G 48
White

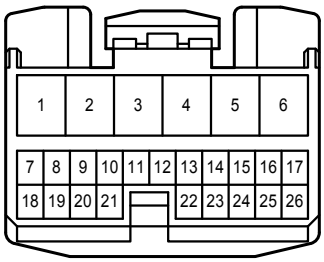

G 49
White

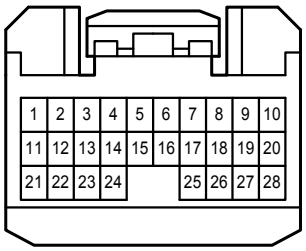

G 50
White

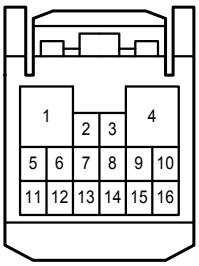

G 51
White

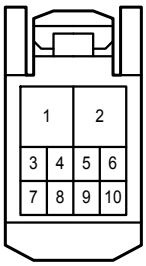

G 52
Gray

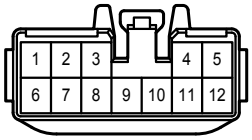

G 53
Black

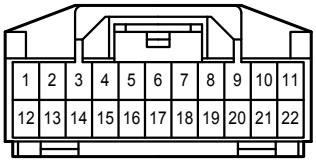

G 56
Gray

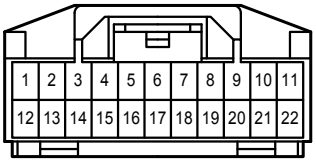

G 61
Brown

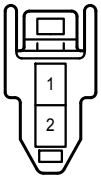

G 62
Brown

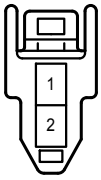

G 67
White

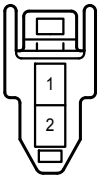

G 74
White

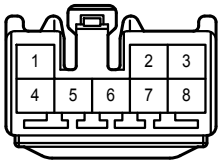

G 88
White

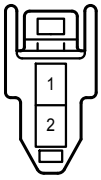

M 22
Black

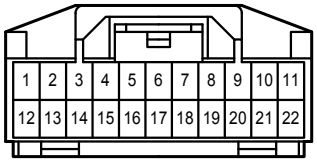

4A
White

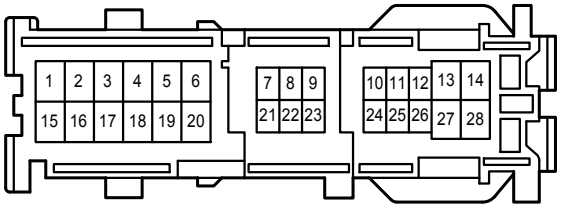

4D
White

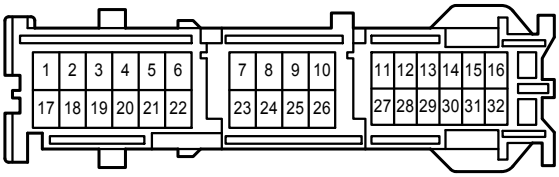

4K
Gray

4L
Gray

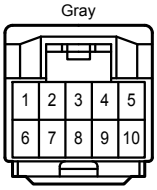

5A
White

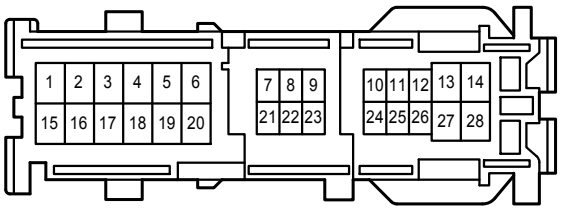

5D
White

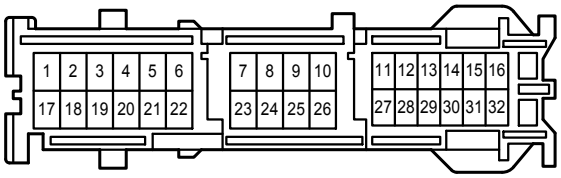

5K
Gray



5L
Gray

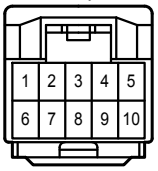

LA
White

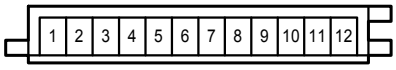

LC
White

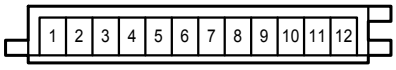

LE
White

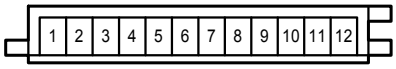

LL
Gray

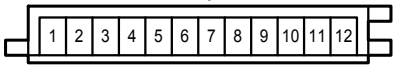

LM
White

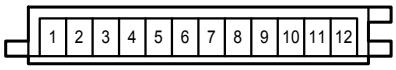

RB
Gray

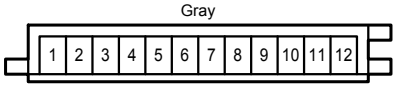

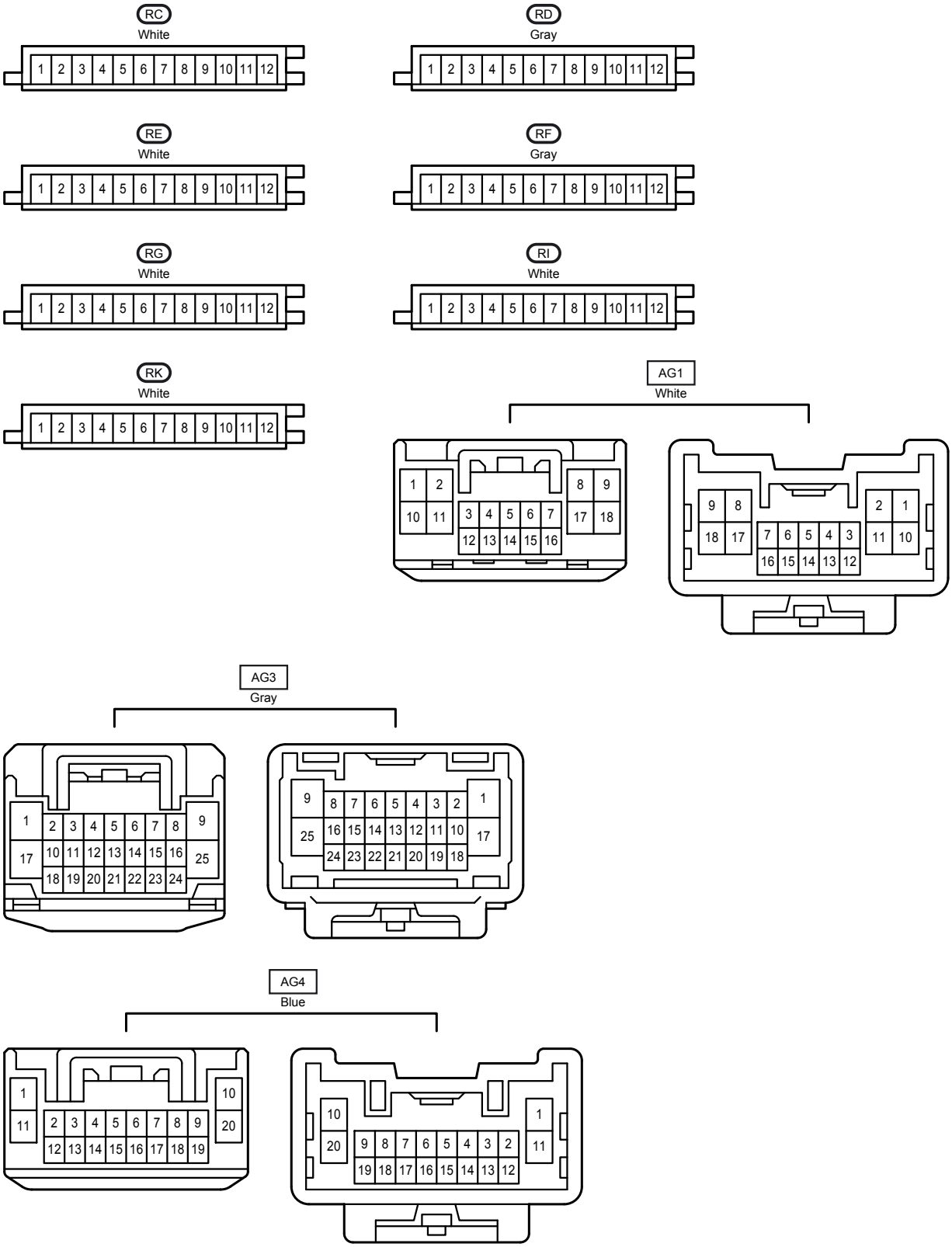
RC
White
RD
Gray
RE
White
RF
Gray
RG
White
RI
White
RK
White
AG1
White
AG3
Gray
AG4
Blue

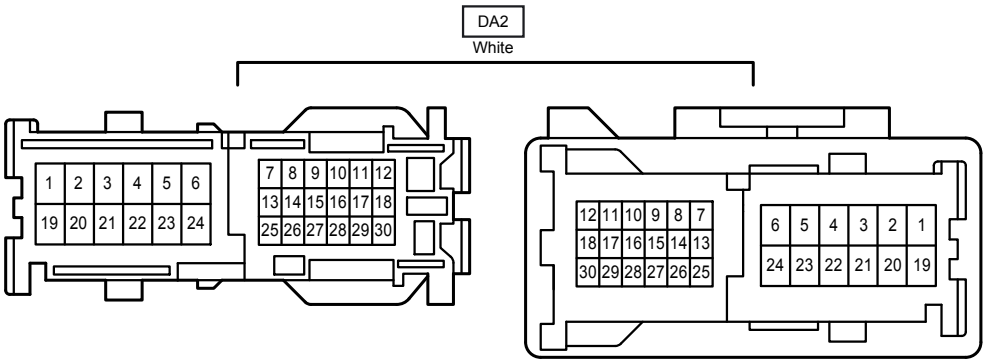
DA2
White
1 2 3 4 5 6
19 20 21 22 23 24
7 8 9 10 11 12
13 14 15 16 17 18
25 26 27 28 29 30
12 11 10 9 8 7
18 17 16 15 14 13
30 29 28 27 26 25
6 5 4 3 2 1
24 23 22 21 20 19

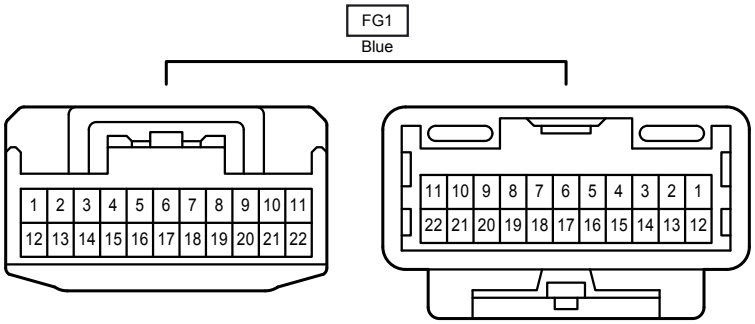
FG1
Blue
1 2 3 4 5 6 7 8 9 10 11
12 13 14 15 16 17 18 19 20 21 22
11 10 9 8 7 6 5 4 3 2 1
22 21 20 19 18 17 16 15 14 13 12

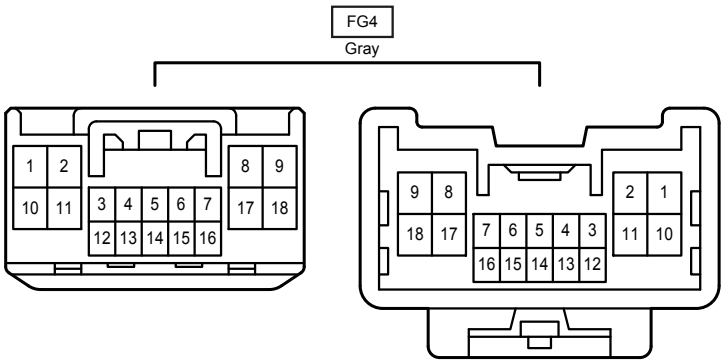
FG4
Gray
1 2
10 11
3 4 5 6 7
12 13 14 15 16
8 9
17 18
9 8
18 17
7 6 5 4 3
16 15 14 13 12
2 1
11 10

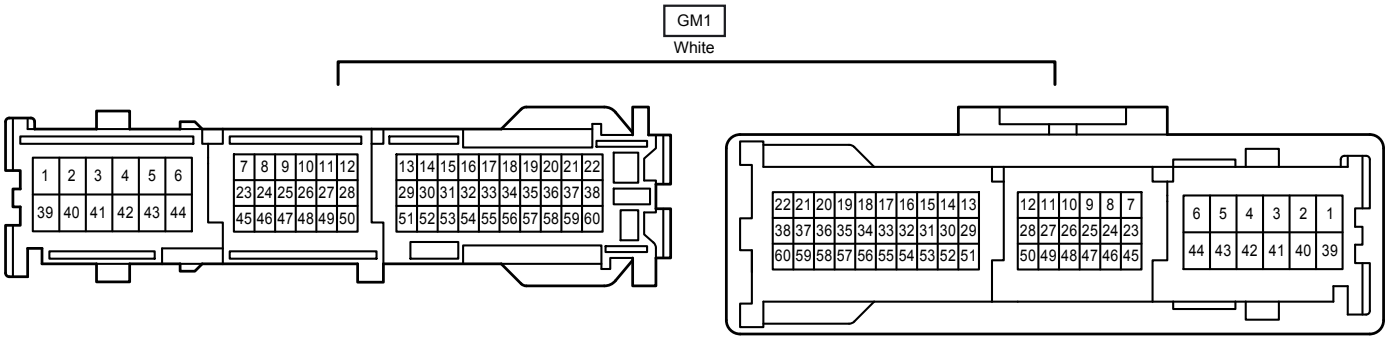
GM1
White
1 2 3 4 5 6
39 40 41 42 43 44
7 8 9 10 11 12
23 24 25 26 27 28
45 46 47 48 49 50
13 14 15 16 17 18 19 20 21 22
29 30 31 32 33 34 35 36 37 38
51 52 53 54 55 56 57 58 59 60
22 21 20 19 18 17 16 15 14 13
38 37 36 35 34 33 32 31 30 29
60 59 58 57 56 55 54 53 52 51
12 11 10 9 8 7
28 27 26 25 24 23
50 49 48 47 46 45
6 5 4 3 2 1
44 43 42 41 40 39