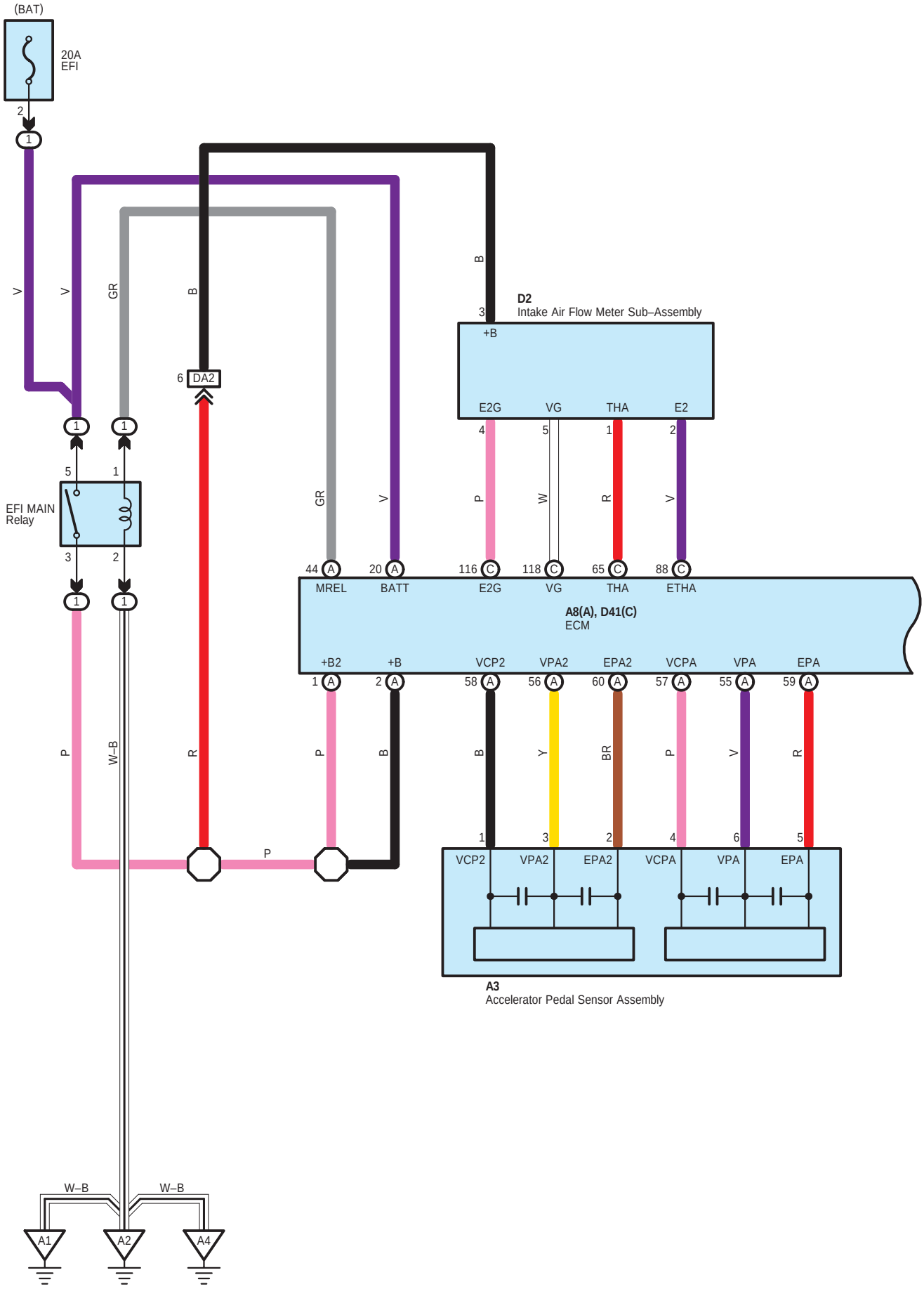
(BAT)
20A
EFI
2
1
V
V
GR
B
B
3
D2
Intake Air Flow Meter Sub–Assembly
+B
6
DA2
E2G
VG
THA
E2
4
5
1
2
1
1
5
1
EFI MAIN
Relay
3
2
GR
V
P
W
R
V
44
A
20
A
116
C
118
C
65
C
88
C
MREL
BATT
E2G
VG
THA
ETHA
A8(A), D41(C)
ECM
+B2
+B
VCP2
VPA2
EPA2
VCPA
VPA
EPA
1
A
2
A
58
A
56
A
60
A
57
A
55
A
59
A
1
1
P
W–B
R
P
B
B
Y
BR
P
V
R
P
1
3
2
4
6
5
VCP2
VPA2
EPA2
VCPA
VPA
EPA
A3
Accelerator Pedal Sensor Assembly
W–B
W–B
A1
A2
A4

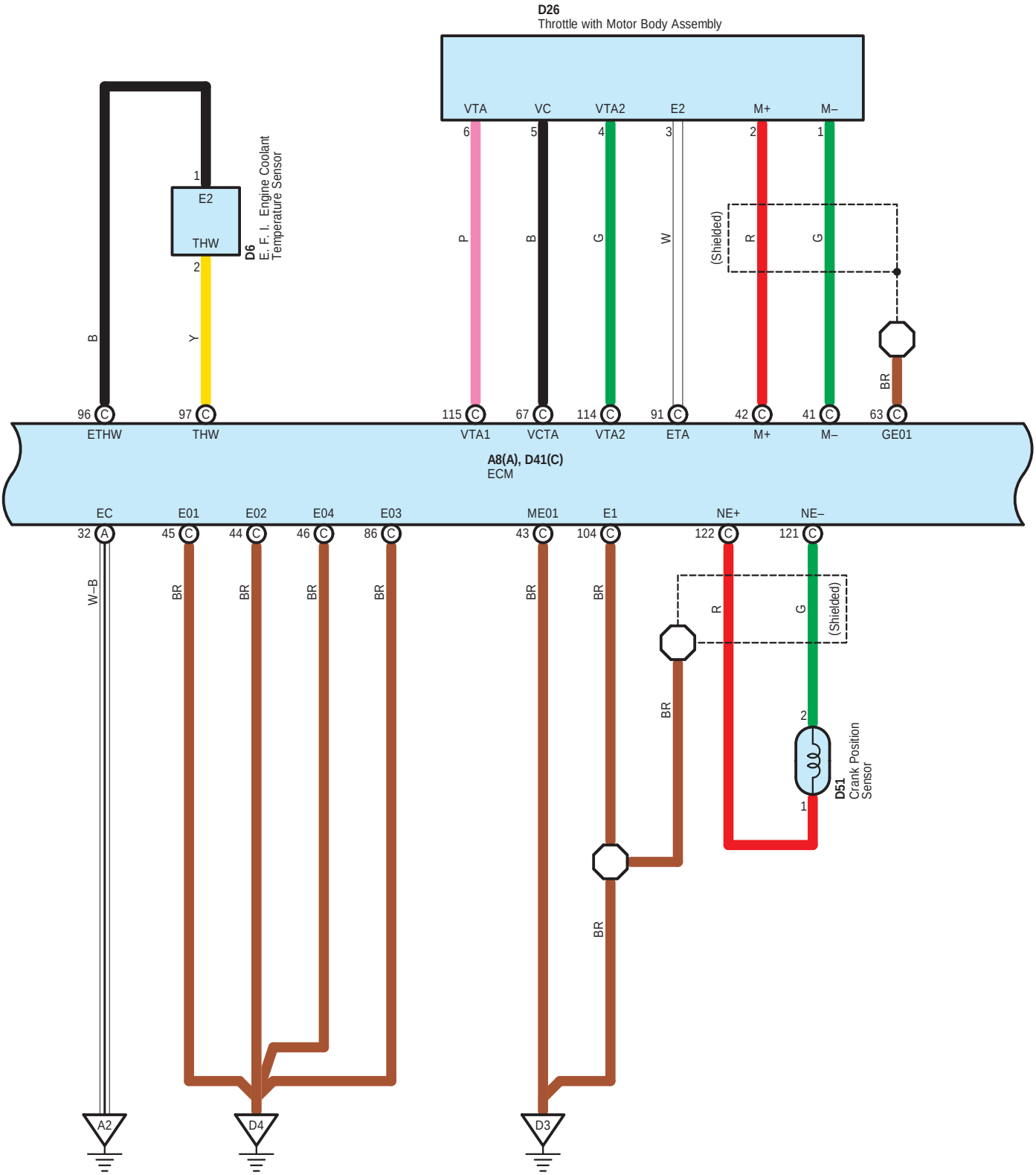
D26
Throttle with Motor Body Assembly
VTA
VC
VTA2
E2
M+
M–
6
5
4
3
2
1
P
B
G
W
(Shielded)
R
G
BR
1
E2
THW
2
D6
E. F. I. Engine Coolant Temperature Sensor
B
Y
96
97
115
67
114
91
42
41
63
ETHW
THW
VTA1
VCTA
VTA2
ETA
M+
M–
GE01
A8(A), D41(C)
ECM
EC
E01
E02
E04
E03
ME01
E1
NE+
NE–
32
45
44
46
86
43
104
122
121
W–B
BR
BR
BR
BR
BR
BR
R
G
(Shielded)
BR
2
1
D51
Crank Position Sensor
BR
A2
D4
D3

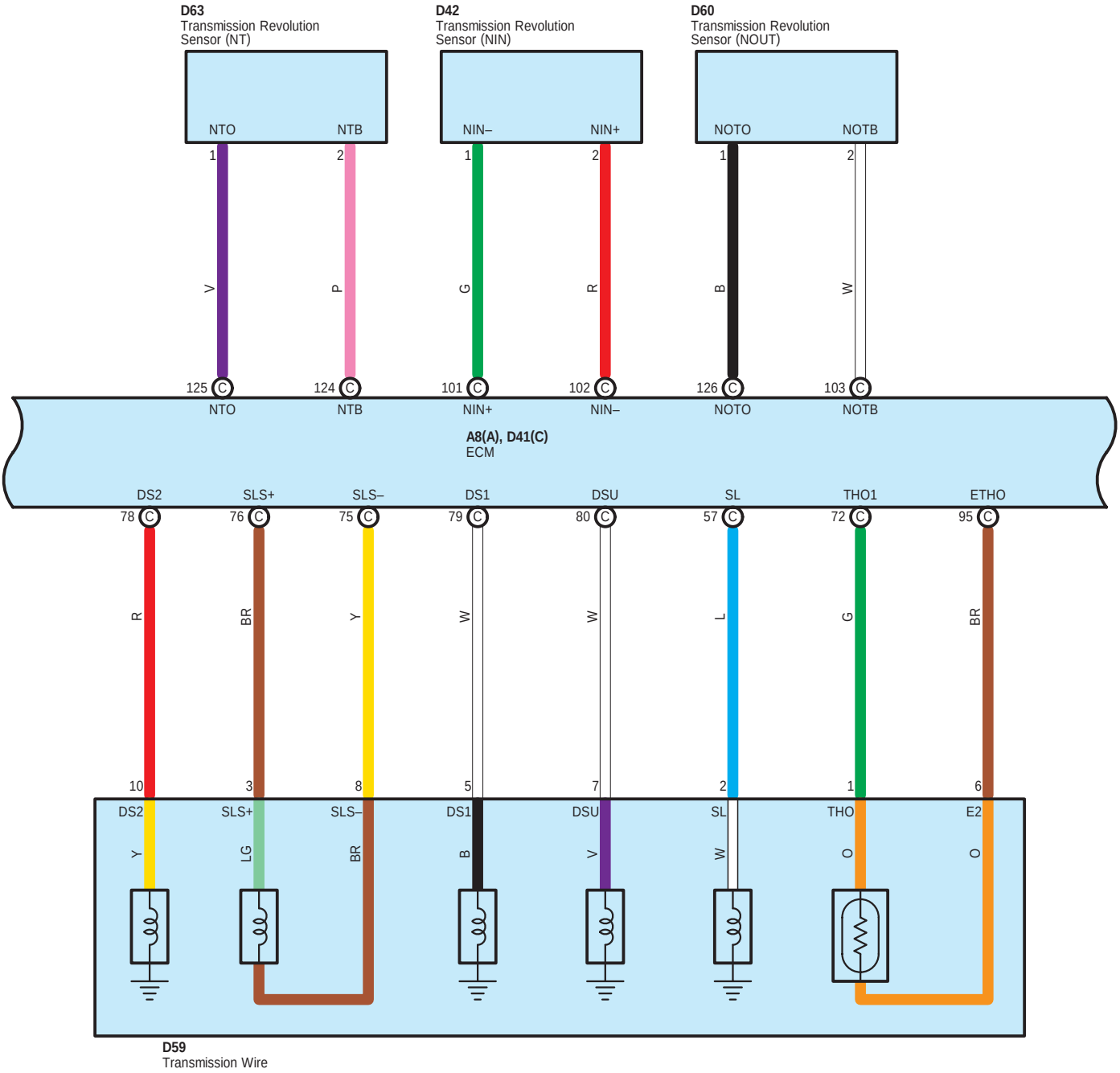
D63
Transmission Revolution Sensor (NT)
NTO
NTB
1
2
V
P
125 C
124 C
NTO
NTB
D42
Transmission Revolution Sensor (NIN)
NIN–
NIN+
1
2
G
R
101 C
102 C
NIN+
NIN–
D60
Transmission Revolution Sensor (NOUT)
NOTO
NOTB
1
2
B
W
126 C
103 C
NOTO
NOTB
A8(A), D41(C)
ECM
DS2
SLS+
SLS–
DS1
DSU
SL
THO1
ETHO
78 C
76 C
75 C
79 C
80 C
57 C
72 C
95 C
R
BR
Y
W
W
L
G
BR
10
3
8
5
7
2
1
6
DS2
SLS+
SLS–
DS1
DSU
SL
THO
E2
Y
LG
BR
B
V
W
O
O
D59
Transmission Wire

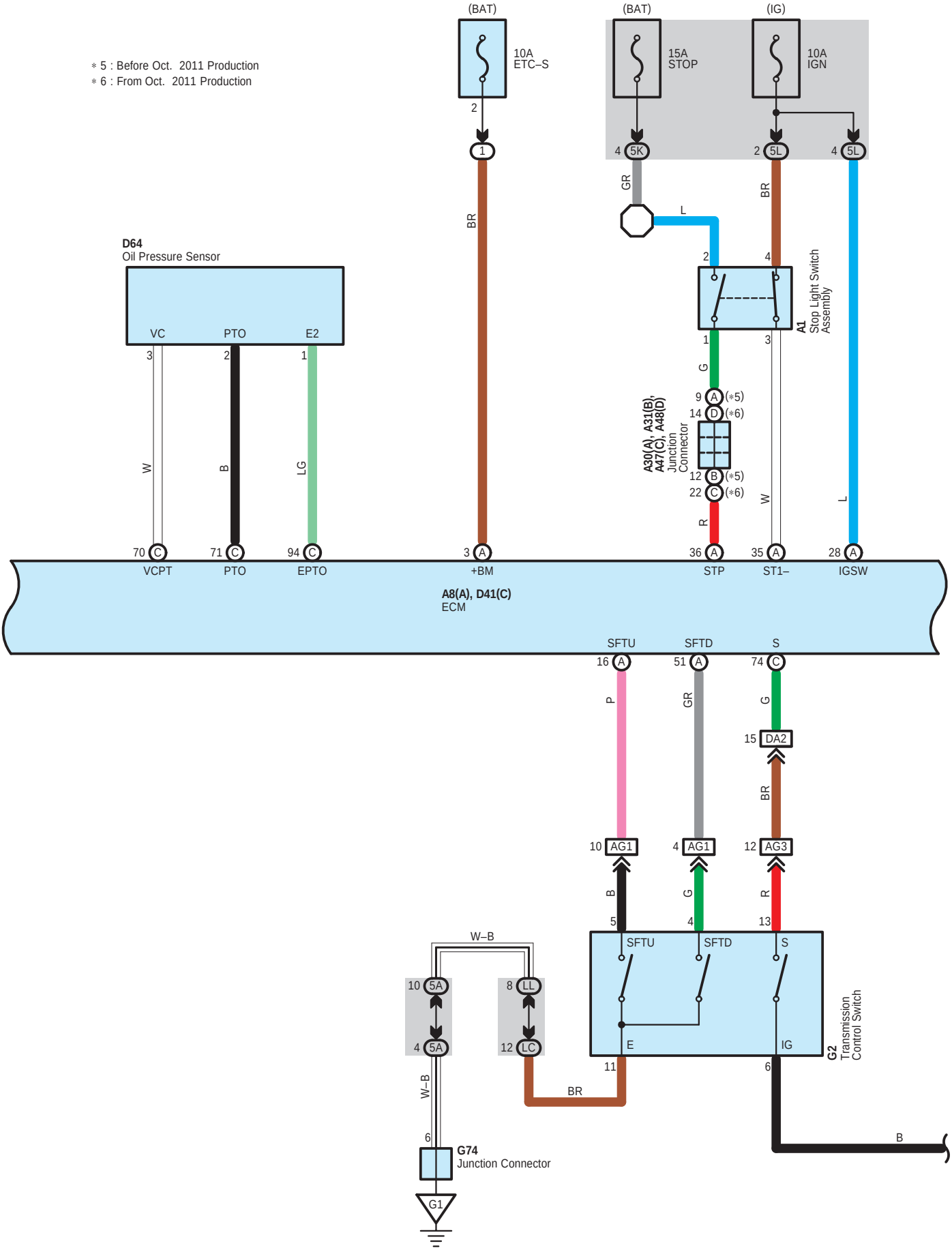
∗ 5 : Before Oct. 2011 Production
∗ 6 : From Oct. 2011 Production
(BAT)
10A
ETC–S
(BAT)
15A
STOP
(IG)
10A
IGN
D64
Oil Pressure Sensor
VC
PTO
E2
A1
Stop Light Switch
Assembly
A30(A), A31(B),
A47(C), A48(D)
Junction
Connector
VCPT
PTO
EPTO
+BM
STP
ST1–
IGSW
A8(A), D41(C)
ECM
SFTU
SFTD
S
DA2
AG1
AG1
AG3
SFTU
SFTD
S
E
IG
G2
Transmission
Control Switch
W–B
W–B
BR
B
G74
Junction Connector
G1

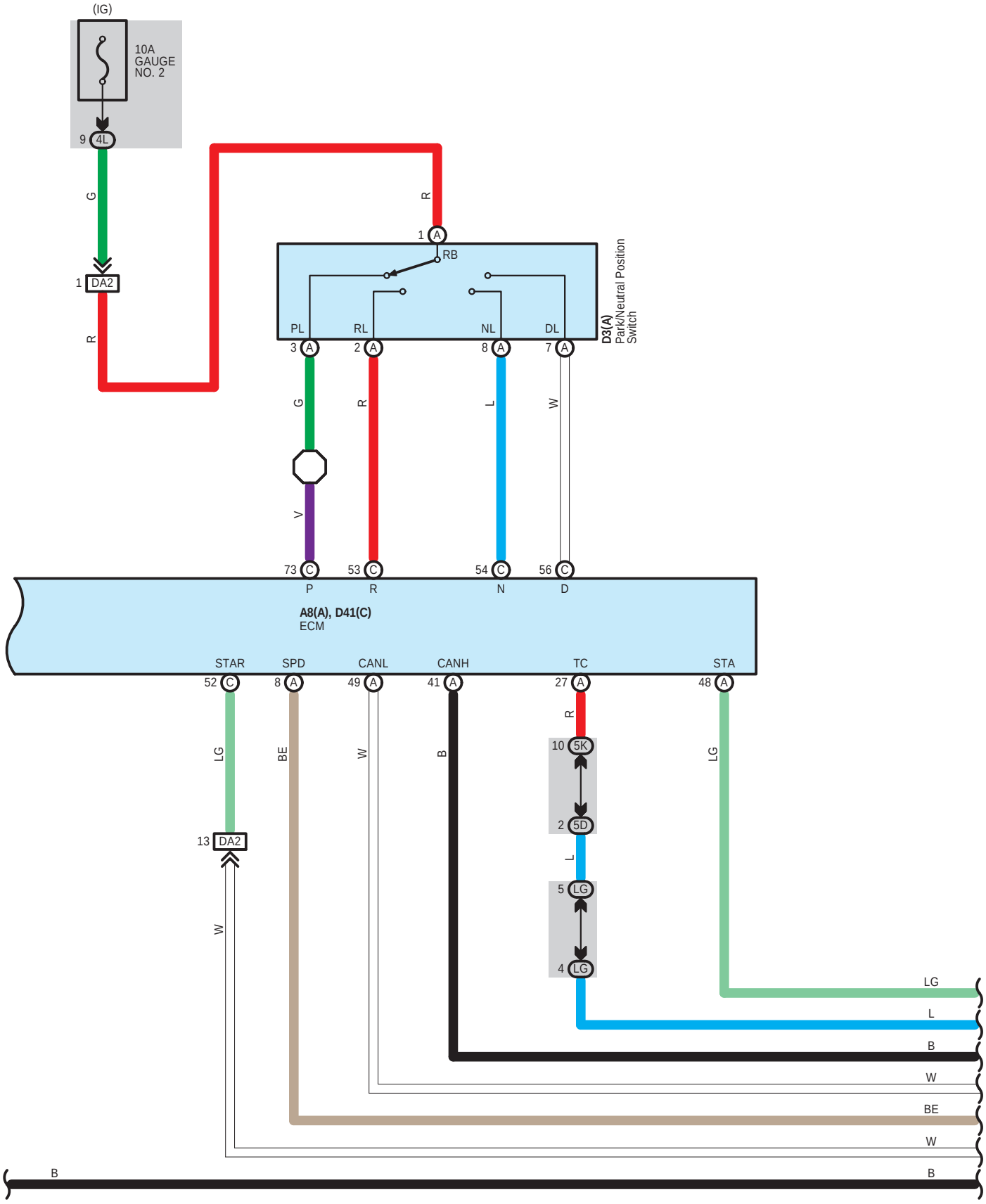
(IG)
10A
GAUGE
NO. 2
9 4L
G
1 DA2
R
R
1 A
RB
PL
RL
NL
DL
3 A
2 A
8 A
7 A
D3(A)
Park/Neutral Position
Switch
G
R
L
W
V
73 C
53 C
54 C
56 C
P
R
N
D
A8(A), D41(C)
ECM
STAR
SPD
CANL
CANH
TC
STA
52 C
8 A
49 A
41 A
27 A
48 A
LG
BE
W
B
R
10 5K
2 5D
L
5 LG
4 LG
LG
13 DA2
W
LG
L
B
W
BE
W
B
B

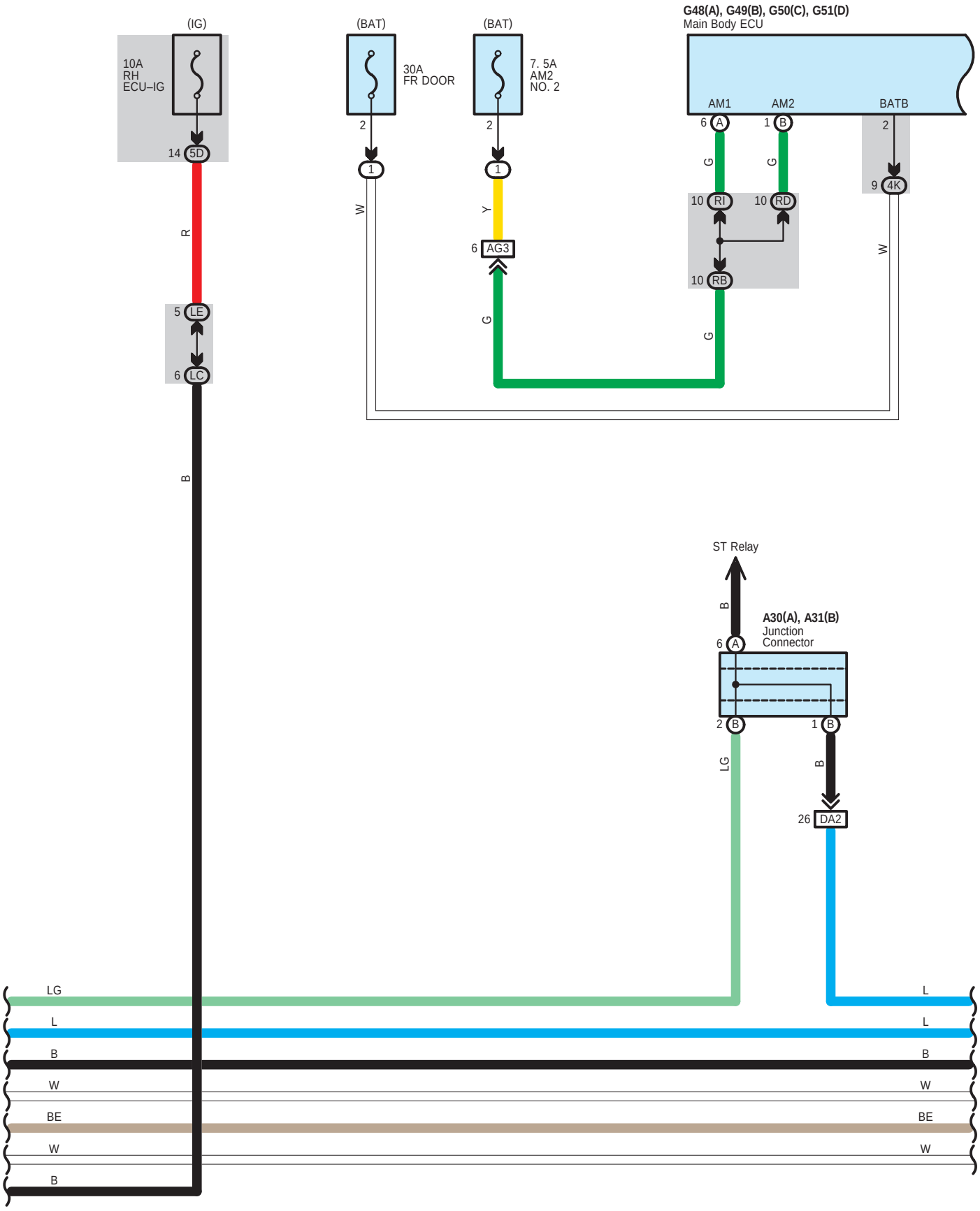
(IG)
10A
RH
ECU–IG
14 5D
R
5 LE
6 LC
B
(BAT)
30A
FR DOOR
2
1
W
(BAT)
7. 5A
AM2
NO. 2
2
1
Y
6 AG3
G
G48(A), G49(B), G50(C), G51(D)
Main Body ECU
AM1
AM2
BATB
6 A
1 B
2
G
G
9 4K
10 RI
10 RD
10 RB
W
G
ST Relay
B
A30(A), A31(B)
Junction
Connector
6 A
2 B
1 B
LG
B
26 DA2
LG
L
B
W
BE
W
B
L
L
B
W
BE
W

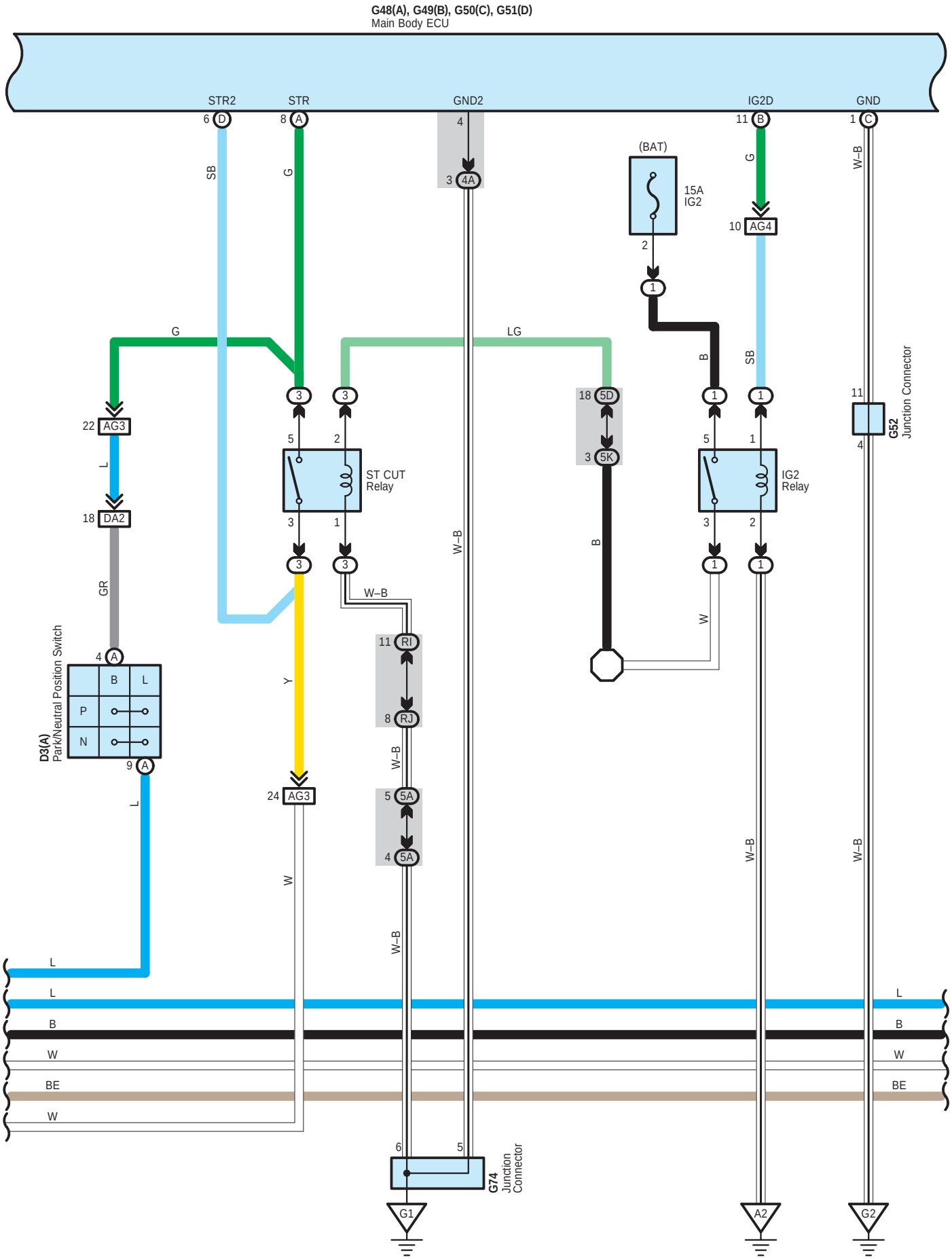
G48(A), G49(B), G50(C), G51(D)
Main Body ECU
STR2
STR
GND2
IG2D
GND
6 D
8 A
4
3 4A
11 B
1 C
(BAT)
15A
IG2
2
1
10 AG4
SB
G
G
LG
B
SB
W–B
22 AG3
L
18 DA2
GR
4 A
D3(A)
Park/Neutral Position Switch
B
L
P
N
9 A
L
3
5
2
ST CUT
Relay
3
1
3
3
W–B
11 RI
8 RJ
W–B
5 5A
4 5A
W–B
Y
24 AG3
W
W–B
18 5D
3 5K
B
W
5
1
IG2
Relay
3
2
1
1
W–B
11
4
G52
Junction Connector
W–B
L
B
W
BE
W
L
B
W
BE
6
5
G74
Junction
Connector
G1
A2
G2

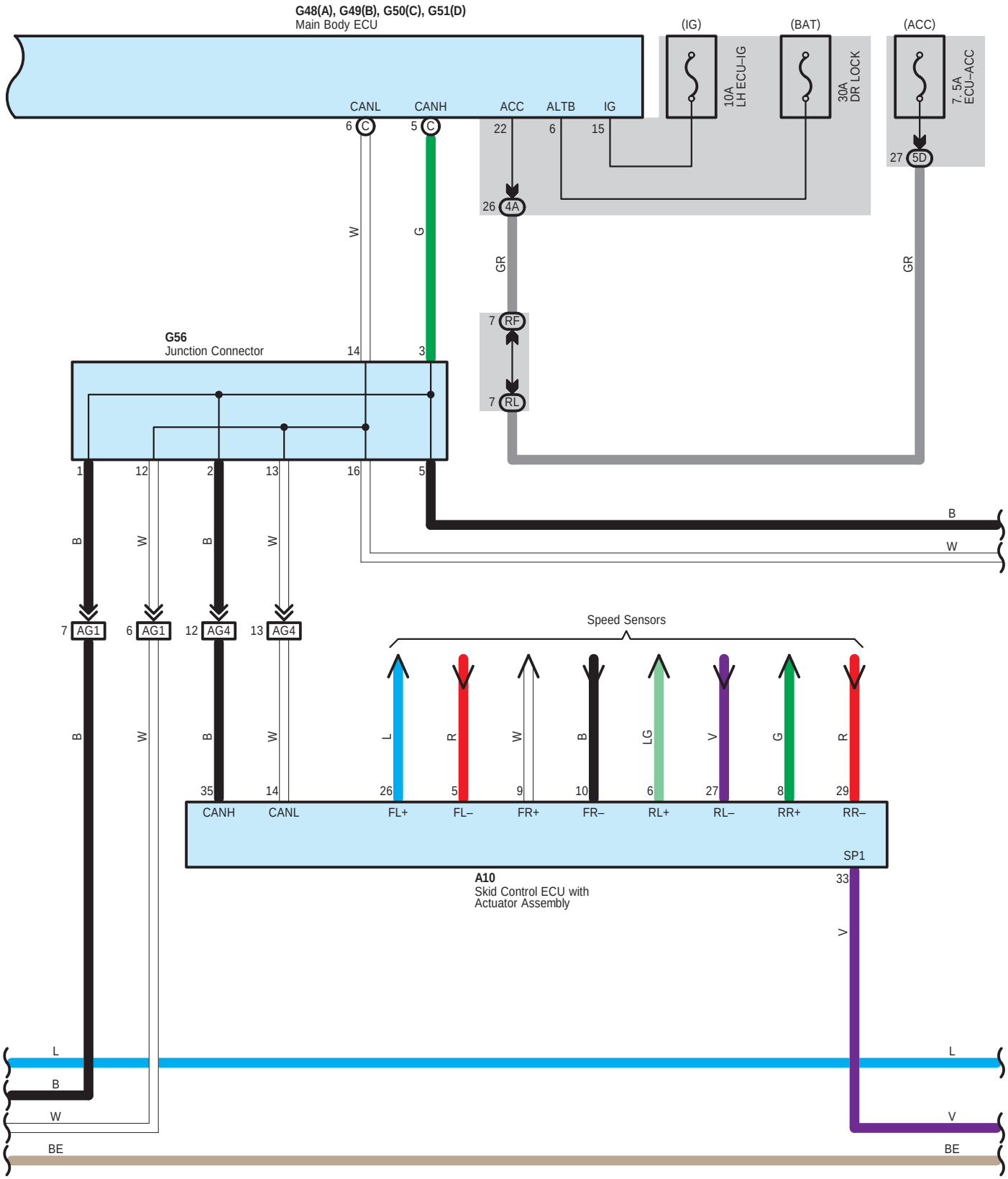
G48(A), G49(B), G50(C), G51(D)
Main Body ECU
CANL
CANH
ACC
ALTB
IG
(IG)
(BAT)
(ACC)
10A
LH ECU–IG
30A
DR LOCK
7. 5A
ECU–ACC
6 C
5 C
22
6
15
27 5D
26 4A
W
G
GR
GR
7 RF
7 RL
G56
Junction Connector
14
3
1
12
2
13
16
5
B
W
B
W
B
W
7 AG1
6 AG1
12 AG4
13 AG4
Speed Sensors
L
R
W
B
LG
V
G
R
35
14
26
5
9
10
6
27
8
29
CANH
CANL
FL+
FL–
FR+
FR–
RL+
RL–
RR+
RR–
SP1
A10
Skid Control ECU with
Actuator Assembly
33
V
L
B
W
BE
L
V
BE

∗ 1 : Before Apr. 2010 Production, From Oct. 2011 Production
∗ 2 : From Apr. 2010 Production until Oct. 2011 Production
∗ 3 : Before Aug. 2010 Production
∗ 4 : From Aug. 2010 Production
∗ 5 : Before Oct. 2011 Production
∗ 6 : From Oct. 2011 Production

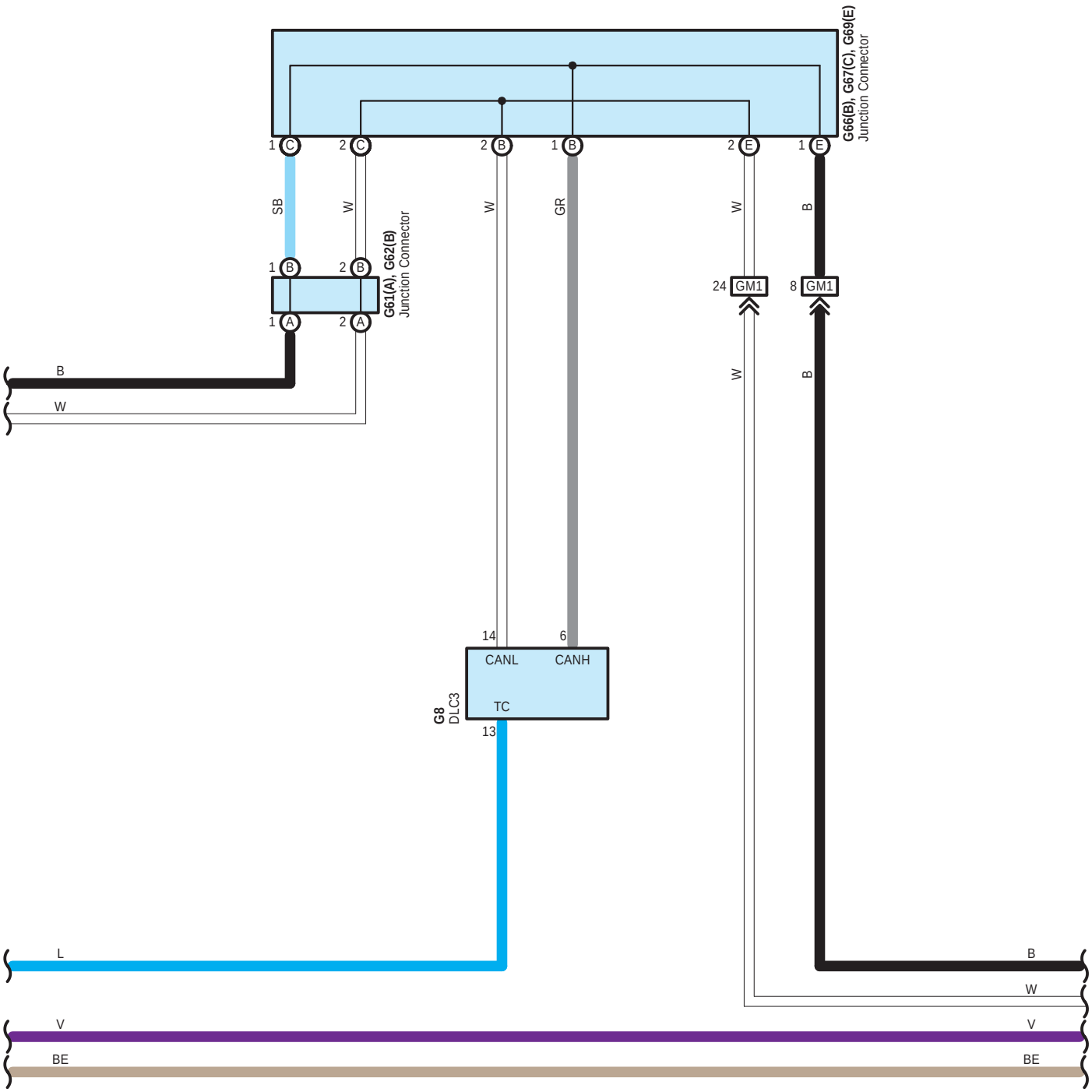

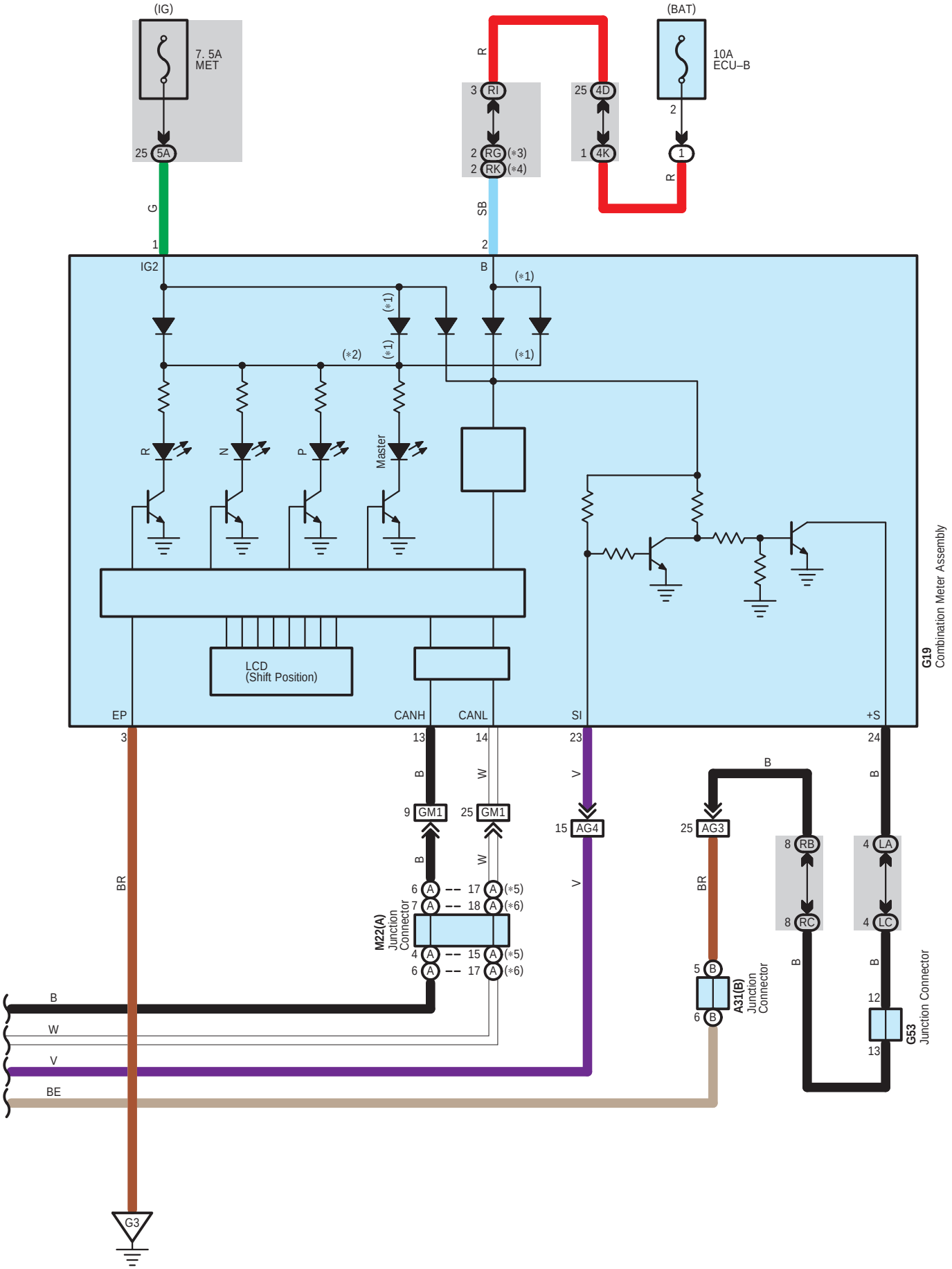
(IG)
7. 5A
MET
25 5A
G
1
IG2
(BAT)
10A
ECU–B
2
1
R
3 RI
2 RG (*3)
2 RK (*4)
SB
2
B
25 4D
1 4K
R
(*1)
(*2)
R
N
P
Master
LCD
(Shift Position)
EP
CANH
CANL
SI
+S
G19
Combination Meter Assembly
3
13
14
23
24
B
W
V
B
9 GM1
25 GM1
15 AG4
25 AG3
8 RB
8 RC
4 LA
4 LC
BR
6 A -- 17 A (*5)
7 A -- 18 A (*6)
M22(A)
Junction
Connector
4 A -- 15 A (*5)
6 A -- 17 A (*6)
5 B
6 B
A31(B)
Junction
Connector
12
13
G53
Junction Connector
B
W
V
BE
G3

A 1
White

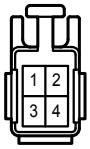

A 3
Black



A 8
Black

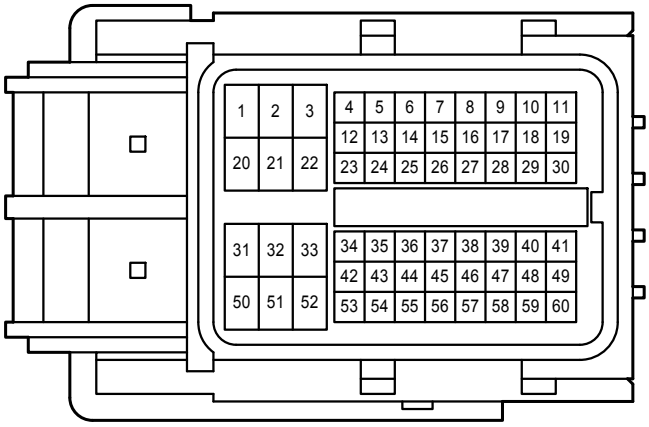

A 10
Black

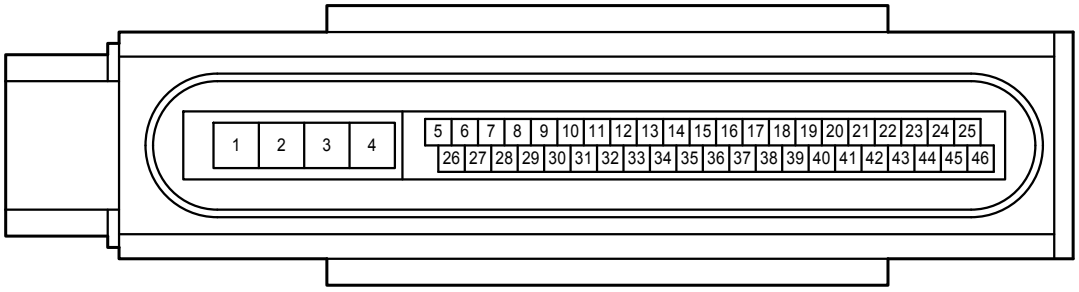

A 30
Black



A 31
Black



A 47
Black

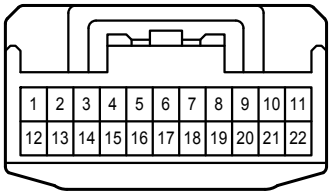

A 48
Black

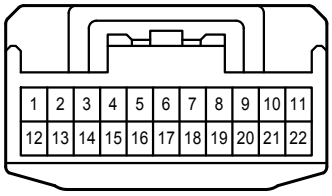

D 2
Black

D 3
Gray

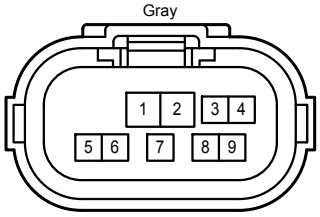

D 6
Black

D 26
Black

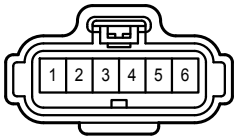

D 41
Black

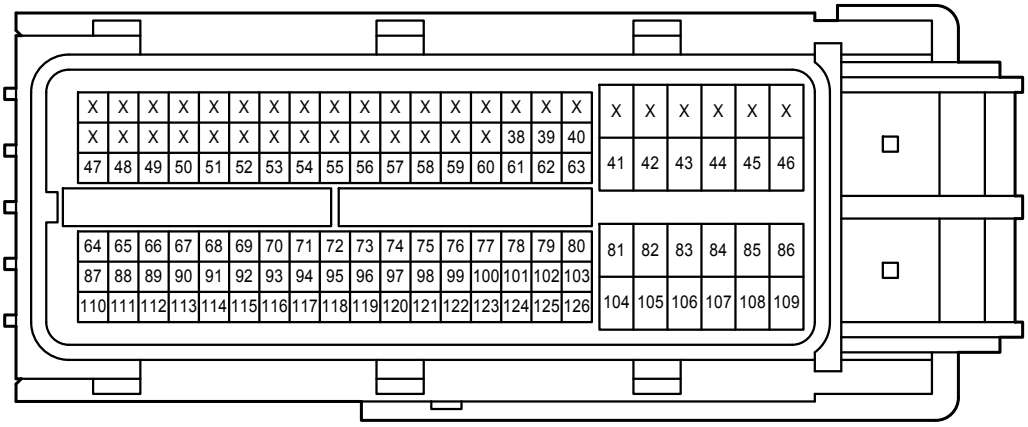

D 42
Black

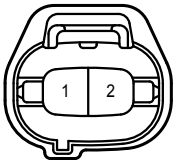

D 51
Gray

D 59
Gray

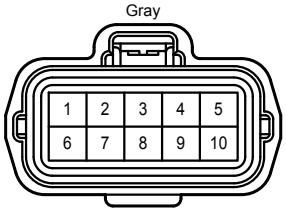

D 60
Black

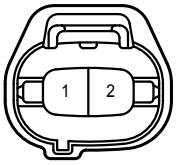

D 63
Black

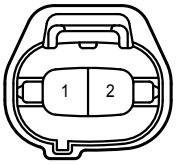

D 64
Black



G 2
White

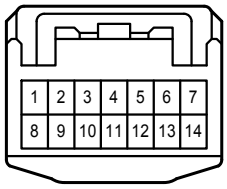

G 8
White

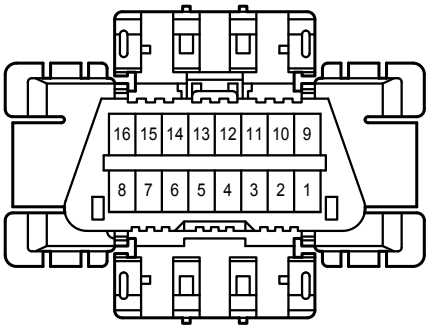

G 19
White

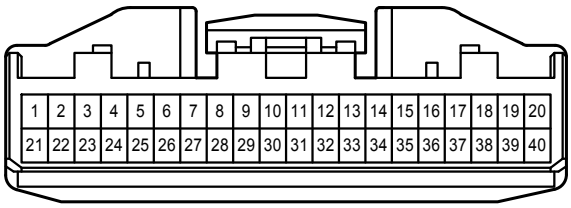

G 48
White

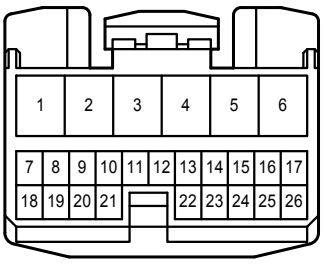

G 49
White

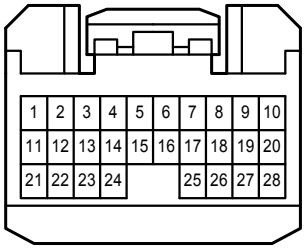

G 50
White

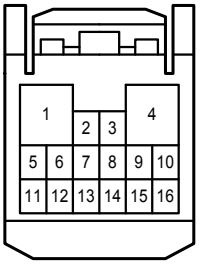

G 51
White

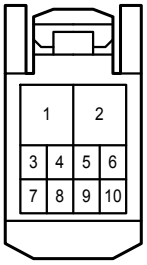

G 52
Gray

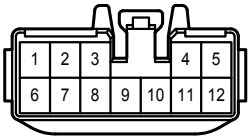

G 53
Black

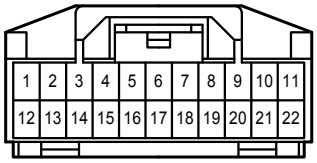

G 56
Gray

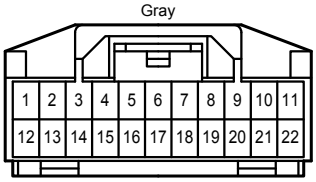

G 61
Brown

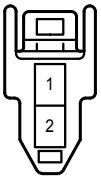

G 62
Brown

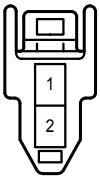

G 66
White

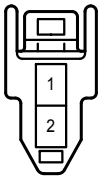

G 67
White

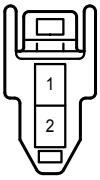

G 69
Black

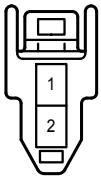

G 74
White

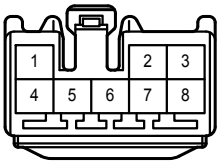

M 22
Black

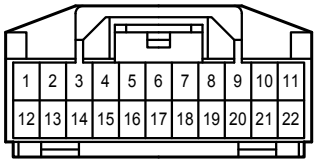

4A
White

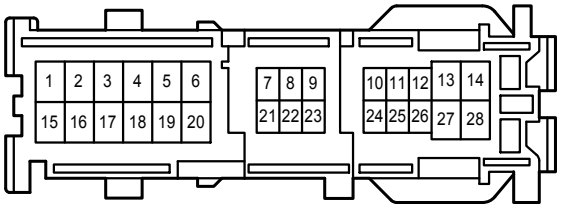

4D
White

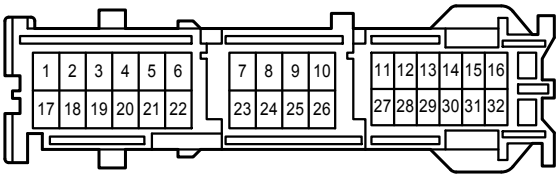

4K
Gray

4L
Gray

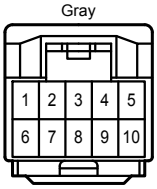

5A
White

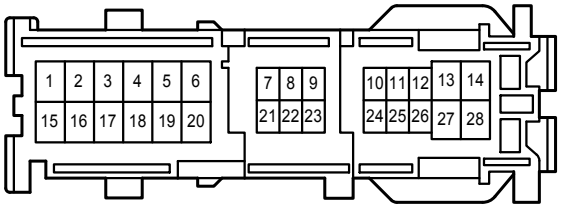

5D
White

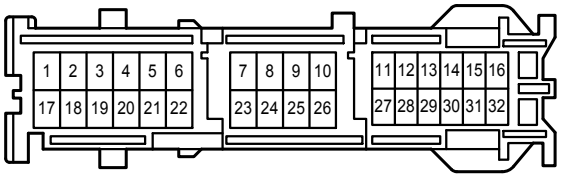

5K
Gray



5L
Gray

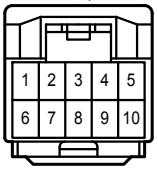

LA
White

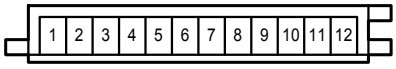

LC
White

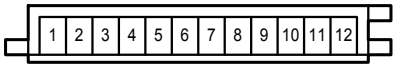

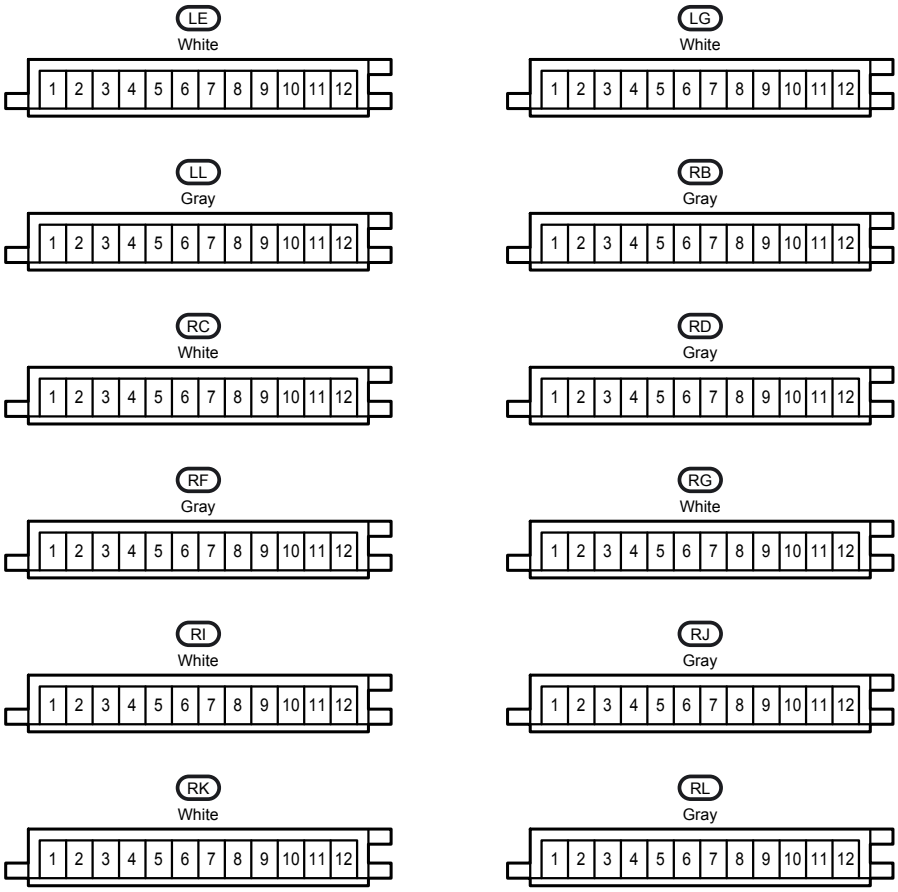
LE
White
LG
White
LL
Gray
RB
Gray
RC
White
RD
Gray
RF
Gray
RG
White
RI
White
RJ
Gray
RK
White
RL
Gray
1 2 3 4 5 6 7 8 9 10 11 12

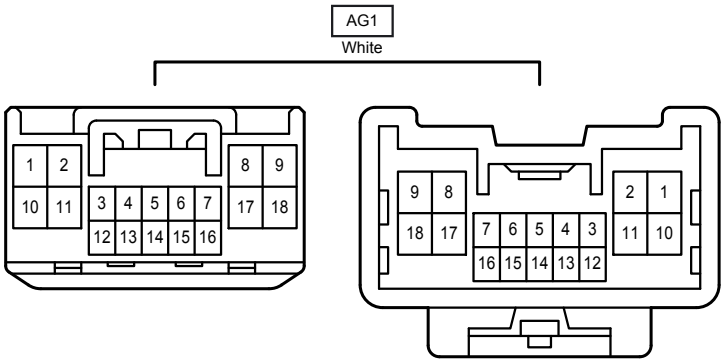
AG1
White
1 2 10 11 3 4 5 6 7 12 13 14 15 16 8 9 17 18
9 8 18 17 7 6 5 4 3 16 15 14 13 12 2 1 11 10

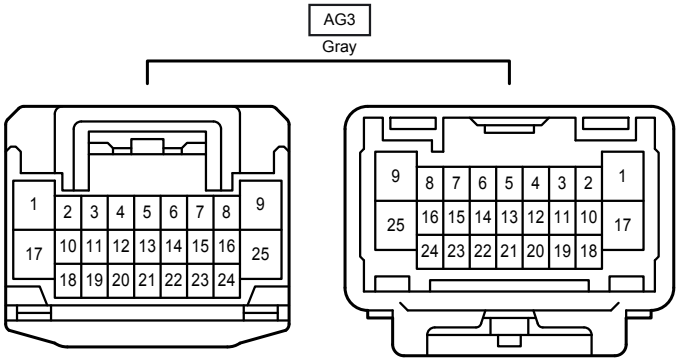
AG3
Gray
1 2 3 4 5 6 7 8 9 17 10 11 12 13 14 15 16 25 18 19 20 21 22 23 24
9 8 7 6 5 4 3 2 1 25 16 15 14 13 12 11 10 17 24 23 22 21 20 19 18

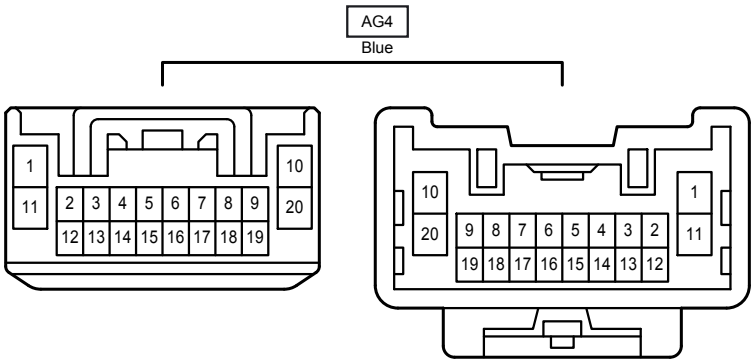
AG4
Blue
1 2 3 4 5 6 7 8 9 10
11 12 13 14 15 16 17 18 19 20
10 9 8 7 6 5 4 3 2 1
20 19 18 17 16 15 14 13 12 11

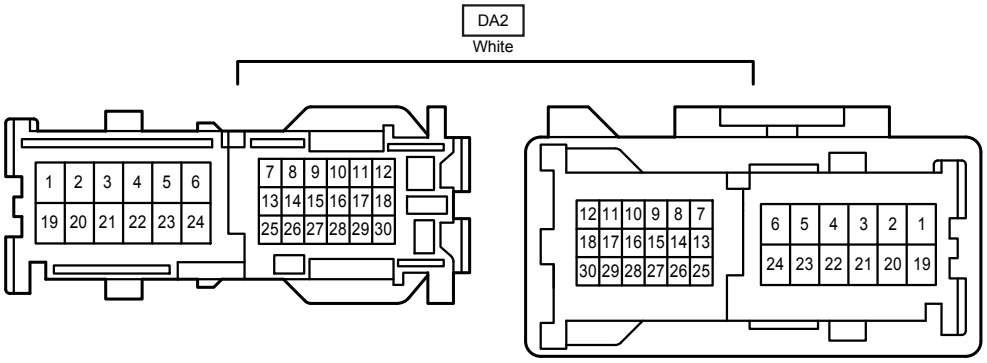
DA2
White
1 2 3 4 5 6 7 8 9 10 11 12
19 20 21 22 23 24 13 14 15 16 17 18
25 26 27 28 29 30
12 11 10 9 8 7 6 5 4 3 2 1
18 17 16 15 14 13 24 23 22 21 20 19
30 29 28 27 26 25

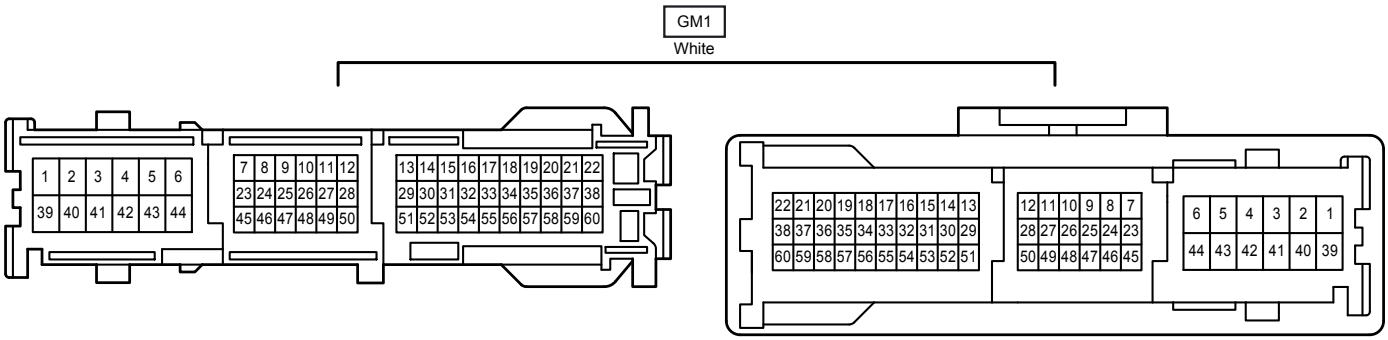
GM1
White
1 2 3 4 5 6 7 8 9 10 11 12 13 14 15 16 17 18 19 20 21 22
39 40 41 42 43 44 23 24 25 26 27 28 29 30 31 32 33 34 35 36 37 38
45 46 47 48 49 50 51 52 53 54 55 56 57 58 59 60
22 21 20 19 18 17 16 15 14 13 12 11 10 9 8 7 6 5 4 3 2 1
38 37 36 35 34 33 32 31 30 29 28 27 26 25 24 23 44 43 42 41 40 39
60 59 58 57 56 55 54 53 52 51 50 49 48 47 46 45