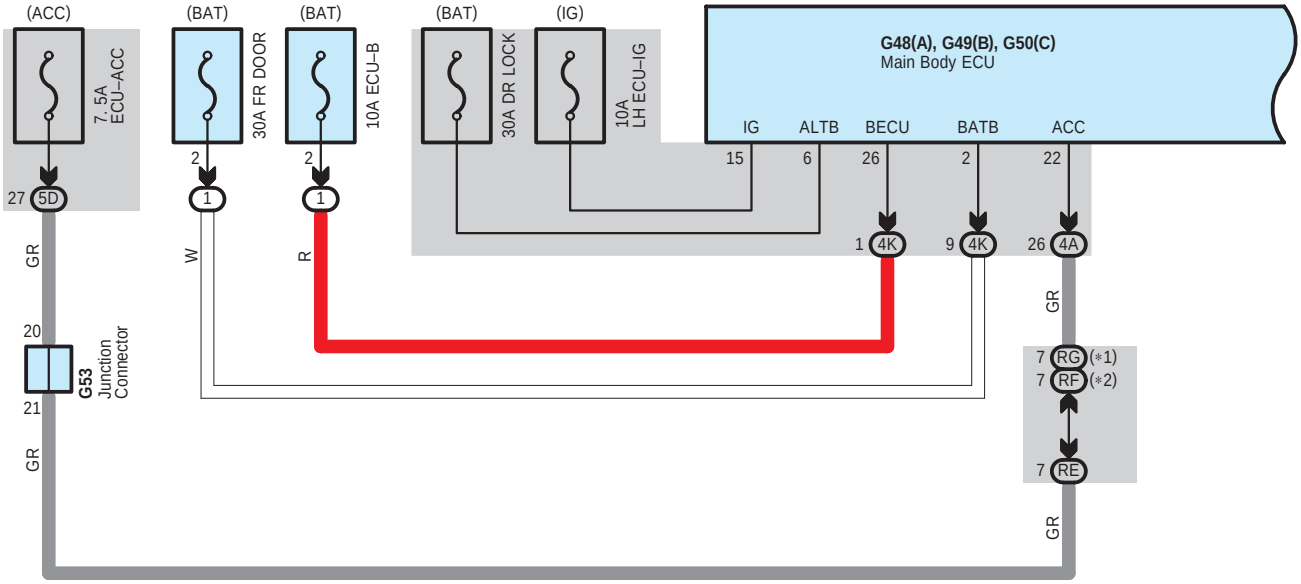

* 1 : Before Aug. 2010 Production
* 2 : From Aug. 2010 Production

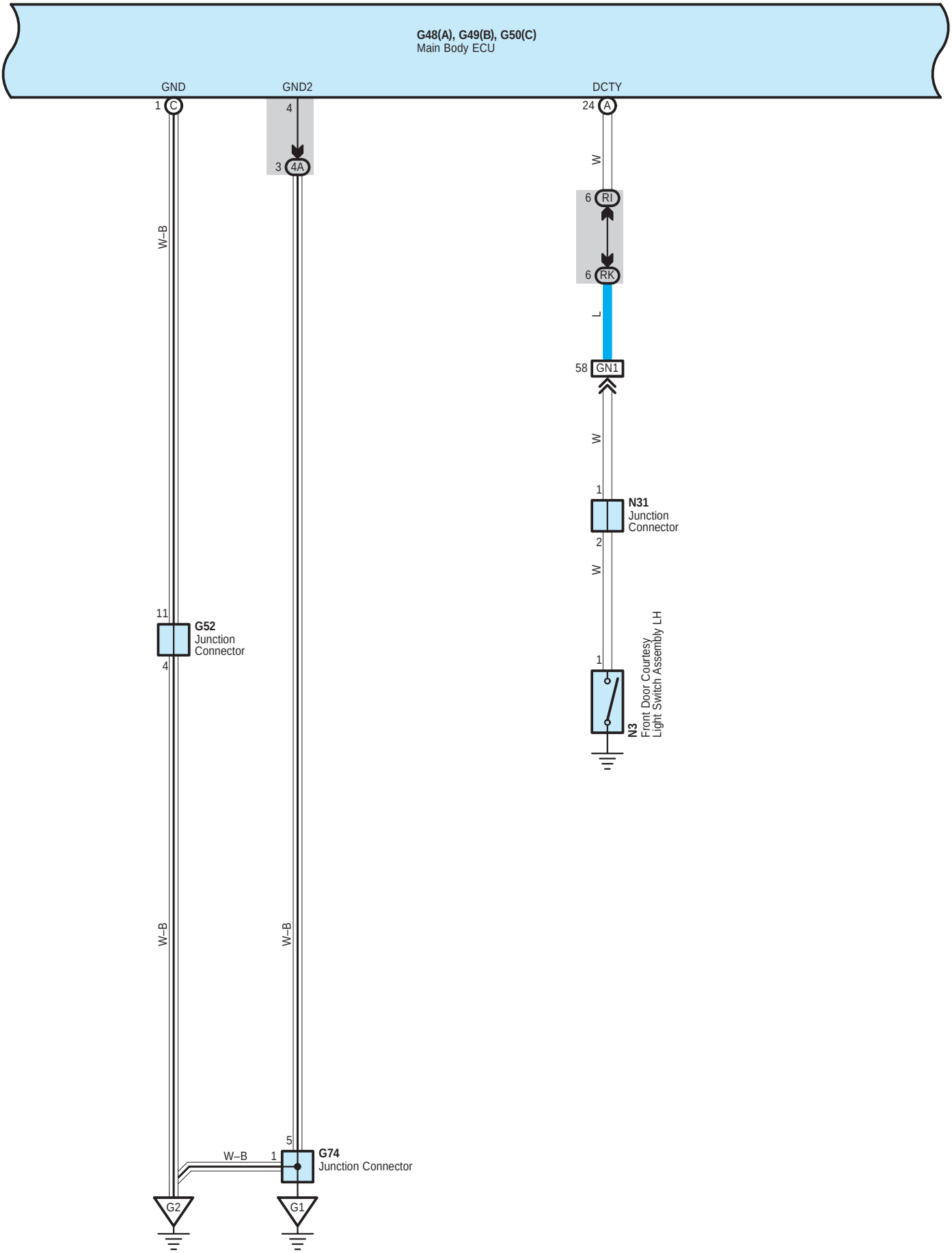
G48(A), G49(B), G50(C)
Main Body ECU
GND
GND2
DCTY
1 C
4
3 4A
24 A
W
6 RI
6 RK
L
58 GN1
W
1
N31
Junction
Connector
2
W
1
N3
Front Door Courtesy
Light Switch Assembly LH
W–B
11
G52
Junction
Connector
4
W–B
W–B
5
W–B
1
G74
Junction Connector
G2
G1

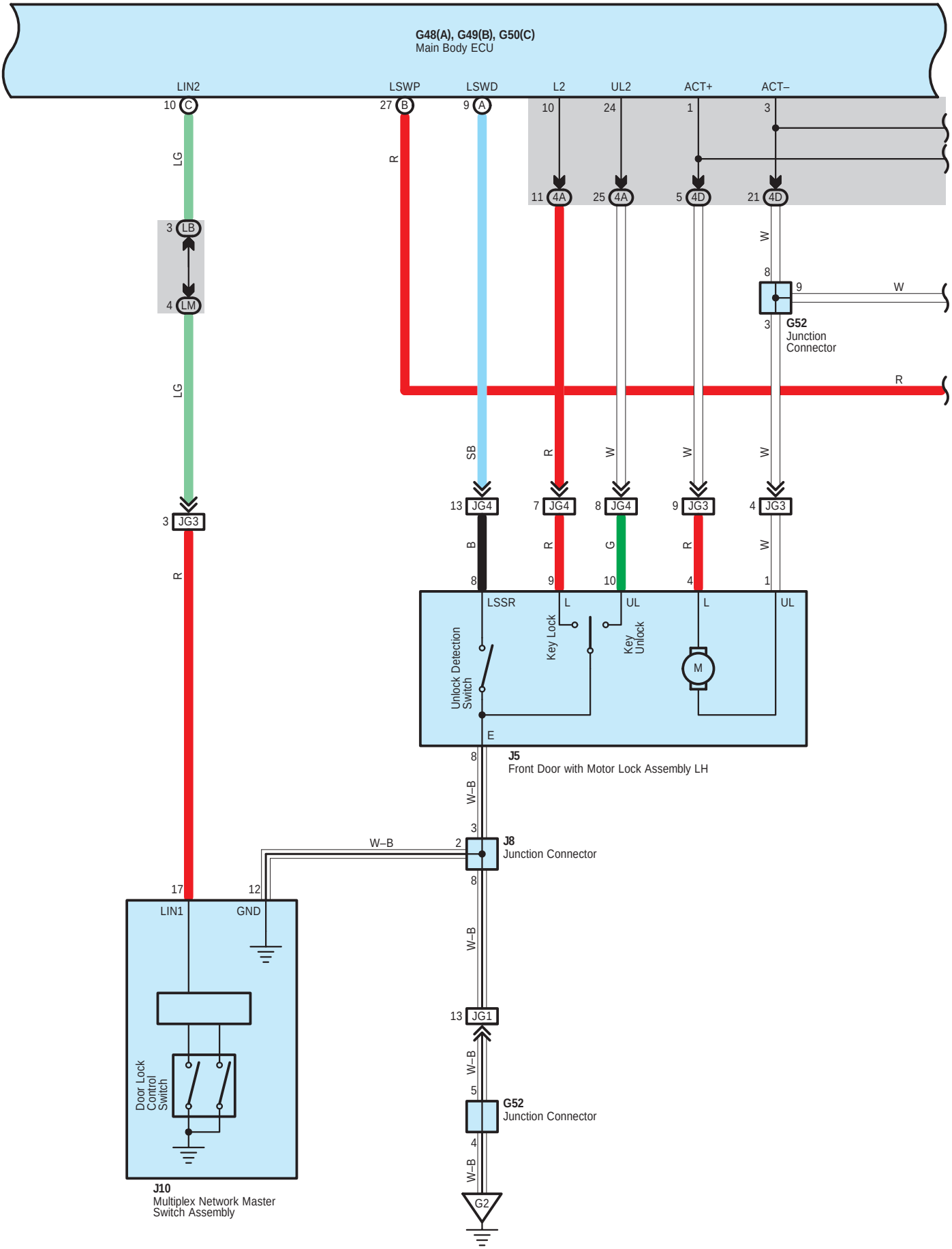
G48(A), G49(B), G50(C)
Main Body ECU
LIN2
LSWP
LSWD
L2
UL2
ACT+
ACT–
10 C
27 B
9 A
10
24
1
3
LG
R
11 4A
25 4A
5 4D
21 4D
3 LB
4 LM
W
8
9
W
3
G52
Junction
Connector
LG
R
SB
R
W
W
W
13 JG4
7 JG4
8 JG4
9 JG3
4 JG3
3 JG3
B
R
G
R
W
R
8
9
10
4
1
LSSR
L
UL
L
UL
Unlock Detection
Switch
Key Lock
Key
Unlock
M
E
8
J5
Front Door with Motor Lock Assembly LH
W–B
3
W–B
2
J8
Junction Connector
17
12
LIN1
GND
8
W–B
13 JG1
W–B
5
G52
Junction Connector
4
W–B
G2
Door Lock
Control
Switch
J10
Multiplex Network Master
Switch Assembly

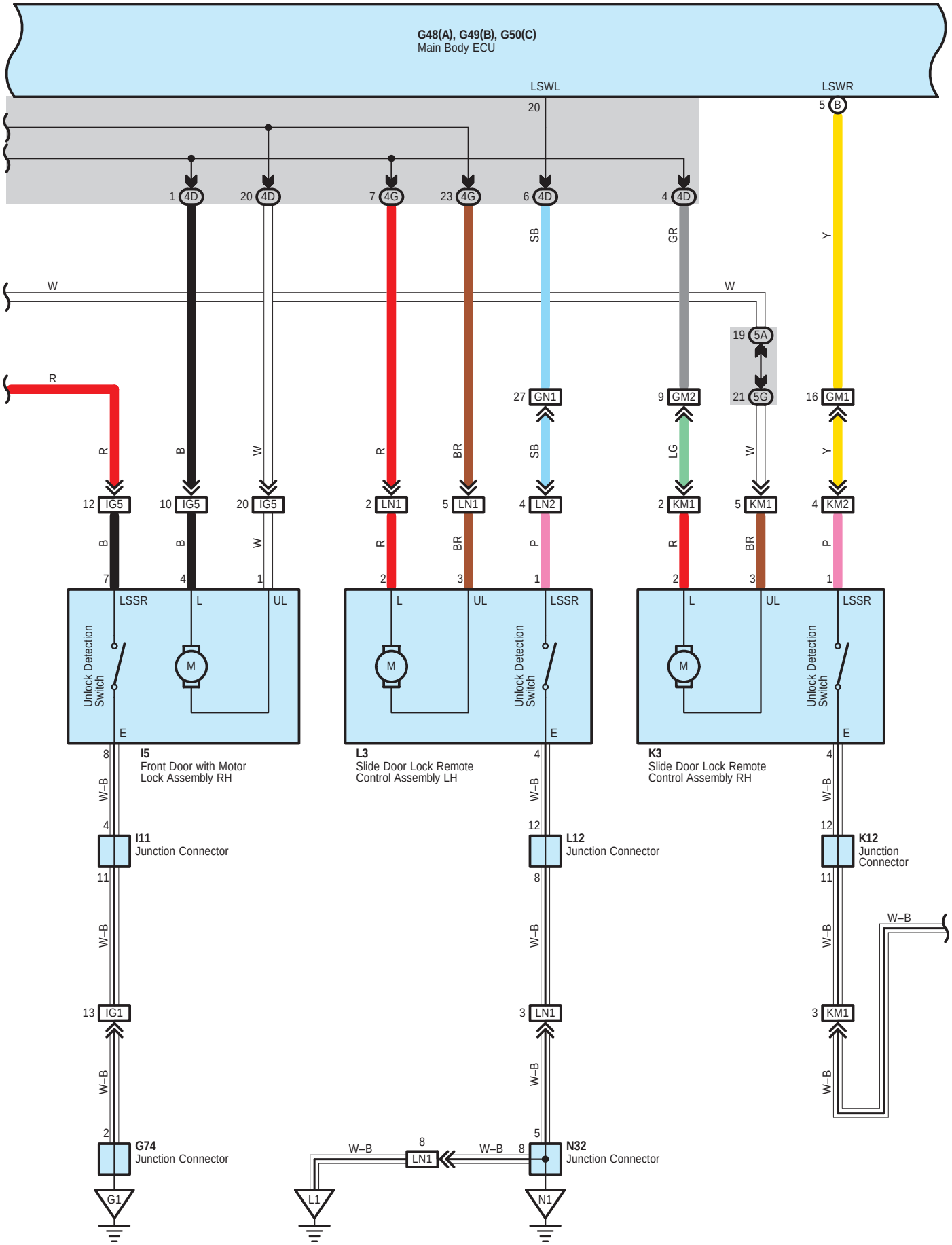
G48(A), G49(B), G50(C)
Main Body ECU
LSWL
LSWR
20
5 B
1 4D
20 4D
7 4G
23 4G
6 4D
4 4D
SB
GR
Y
W
W
19 5A
21 5G
R
27 GN1
9 GM2
16 GM1
R
B
W
R
BR
SB
LG
W
Y
12 IG5
10 IG5
20 IG5
2 LN1
5 LN1
4 LN2
2 KM1
5 KM1
4 KM2
B
B
W
R
BR
P
R
BR
P
7
4
1
2
3
1
2
3
1
LSSR
L
UL
L
UL
LSSR
L
UL
LSSR
Unlock Detection Switch
M
Unlock Detection Switch
M
Unlock Detection Switch
M
E
E
E
8
I5
Front Door with Motor Lock Assembly RH
L3
Slide Door Lock Remote Control Assembly LH
K3
Slide Door Lock Remote Control Assembly RH
4
4
4
W–B
W–B
W–B
4
I11
Junction Connector
12
L12
Junction Connector
12
K12
Junction Connector
11
8
11
W–B
W–B
W–B
W–B
13 IG1
3 LN1
3 KM1
W–B
W–B
W–B
2
G74
Junction Connector
W–B
8
LN1
W–B
8
5
N32
Junction Connector
G1
L1
N1

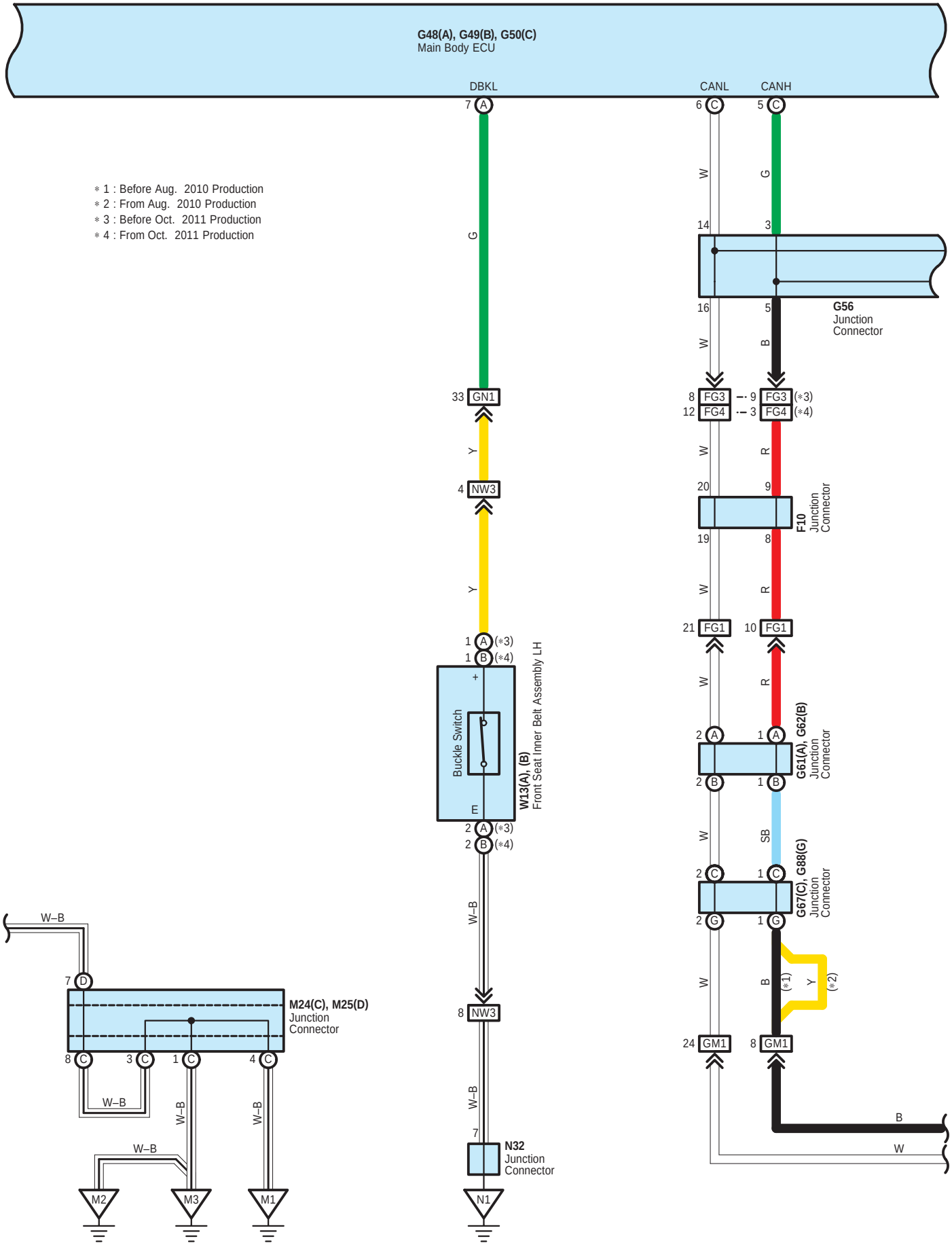
G48(A), G49(B), G50(C)
Main Body ECU
DBKL
CANL
CANH
∗1 : Before Aug. 2010 Production
∗2 : From Aug. 2010 Production
∗3 : Before Oct. 2011 Production
∗4 : From Oct. 2011 Production
G56
Junction
Connector
F10
Junction
Connector
G61(A), G62(B)
Junction
Connector
G67(C), G88(G)
Junction
Connector
W13(A), (B)
Front Seat Inner Belt Assembly LH
Buckle Switch
N32
Junction
Connector
M24(C), M25(D)
Junction
Connector
GN1
NW3
FG3
FG4
FG1
GM1
M1
M2
M3
N1
W–B

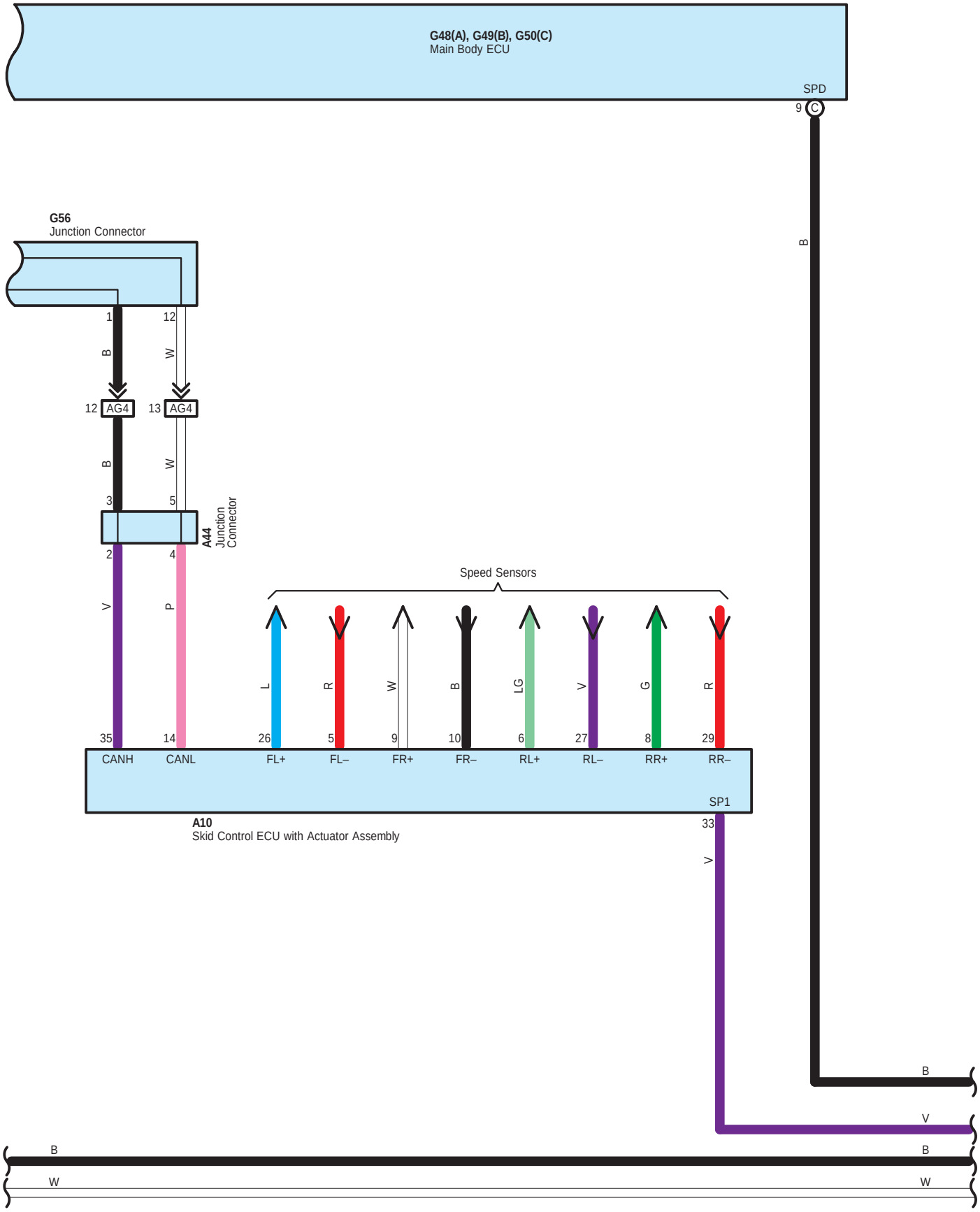
G48(A), G49(B), G50(C)
Main Body ECU
SPD
9
C
B
G56
Junction Connector
1
12
B
W
12
AG4
13
AG4
B
W
3
5
A44
Junction Connector
2
4
V
P
Speed Sensors
L
R
W
B
LG
V
G
R
35
14
26
5
9
10
6
27
8
29
CANH
CANL
FL+
FL–
FR+
FR–
RL+
RL–
RR+
RR–
SP1
33
A10
Skid Control ECU with Actuator Assembly
V
B
V
B
B
W
W

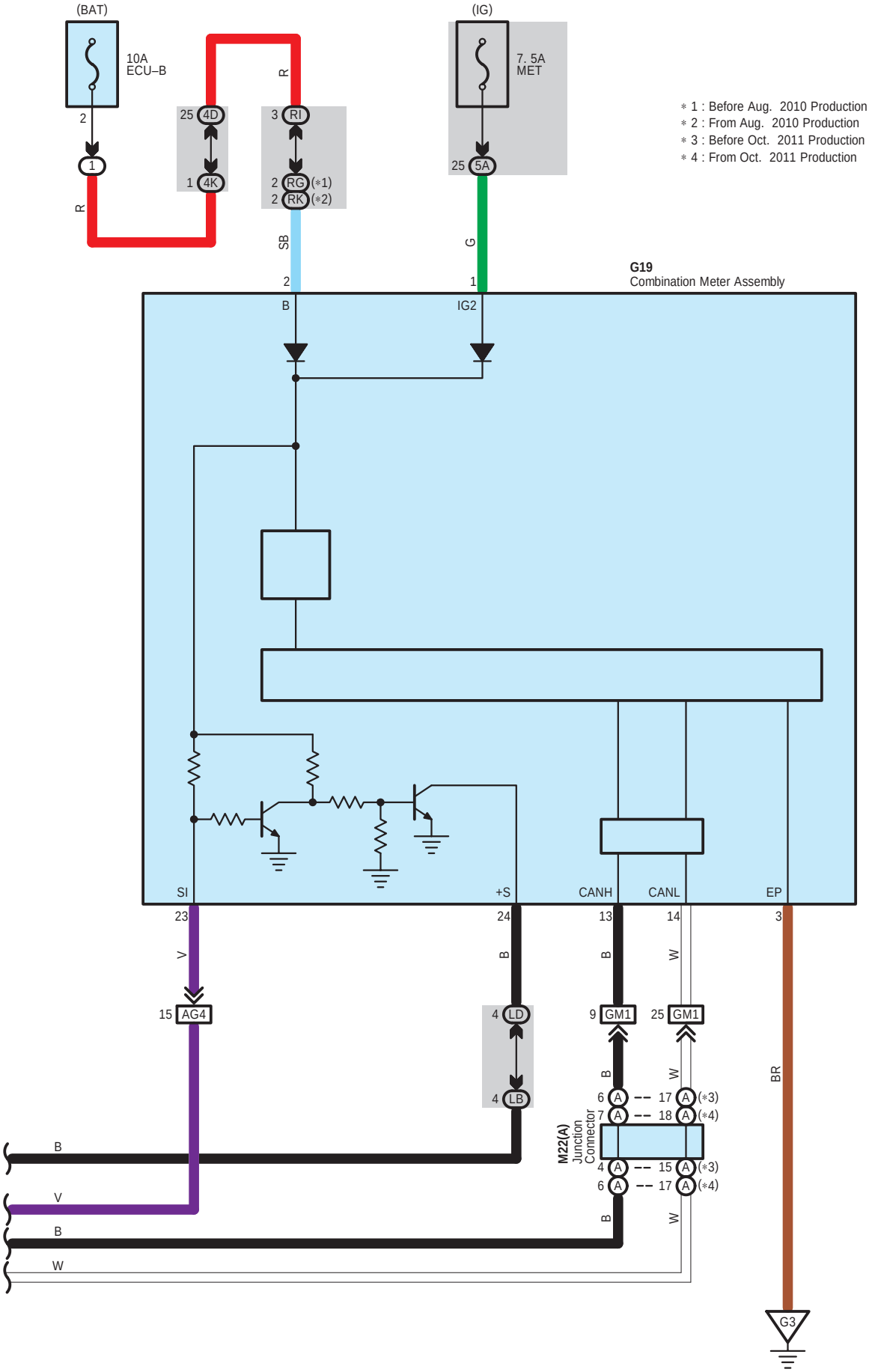
(BAT)
10A
ECU–B
(IG)
7. 5A
MET
∗ 1 : Before Aug. 2010 Production
∗ 2 : From Aug. 2010 Production
∗ 3 : Before Oct. 2011 Production
∗ 4 : From Oct. 2011 Production
G19
Combination Meter Assembly
B
IG2
SI
+S
CANH
CANL
EP
AG4
LD
LB
GM1
M22(A)
Junction
Connector
G3

A 10
Black

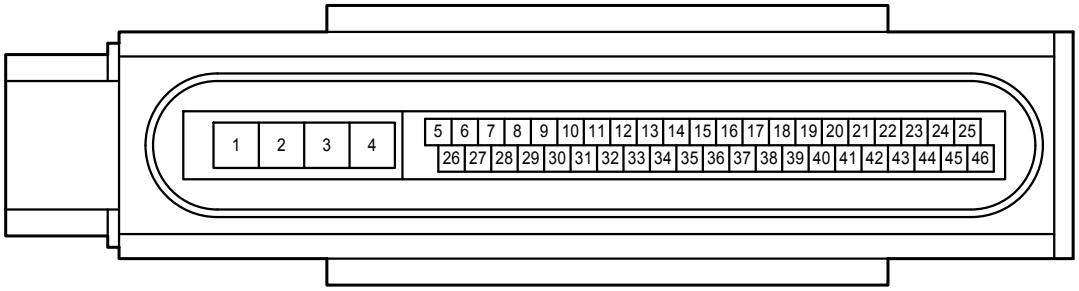

A 44
Gray

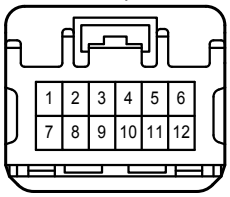

(Before Oct. 2011 Production)

A 44
Black

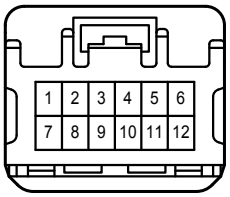

(From Oct. 2011 Production)

F 10
Black

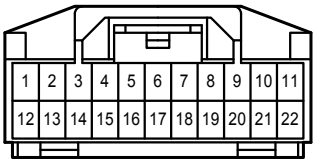

G 19
White

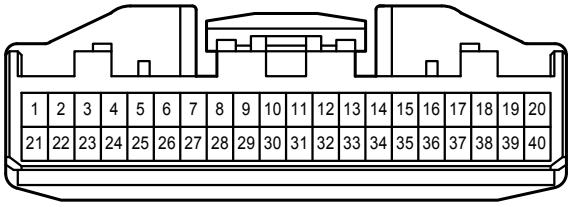

G 48
White

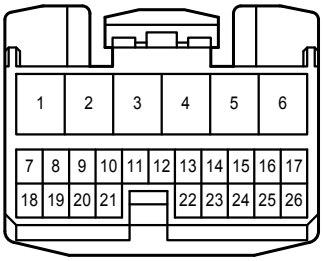

G 49
White

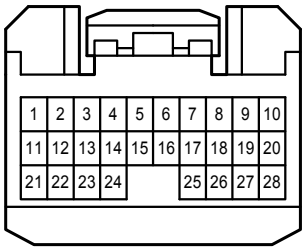

G 50
White

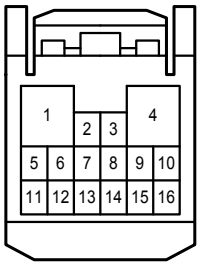

G 52
Gray

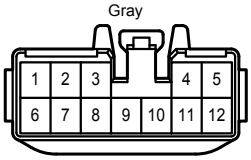

G 53
Black

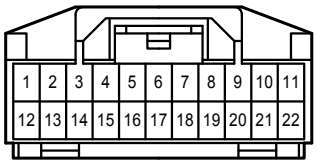

G 56
Gray

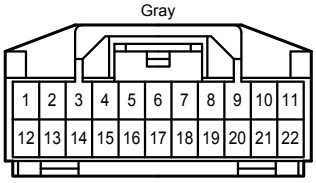

G 61
Brown

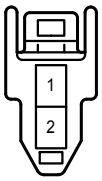

G 62
Brown

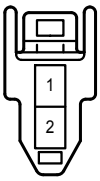

G 67
White

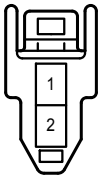

G 74
White

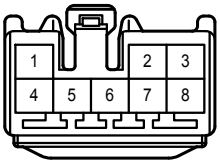

G 88
White

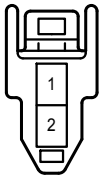

I 5
White

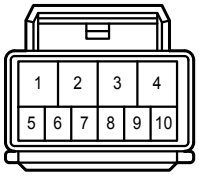

I 11
Blue

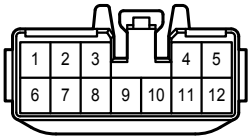

J 5
White

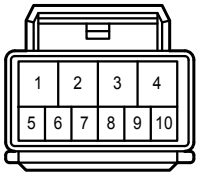

J 8
Blue

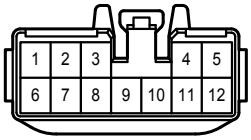

J 10
White

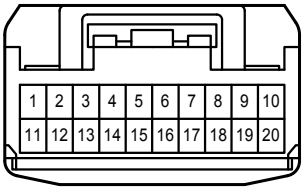

K 3
Black

K 12
Blue

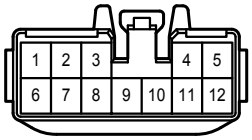

L 3
Black

L 12
Blue

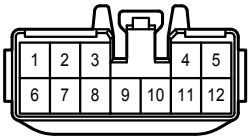

M 22
Black

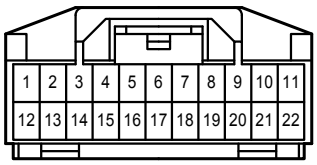

M 24
Blue



(From Jun. 2009 Production)

M 25
Blue



(From Jun. 2009 Production)

N 3
White

N 31
Gray

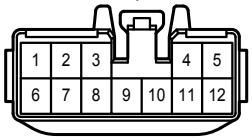

N 32
Black

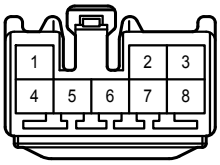

W 13
Black

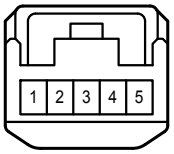

(Before Oct. 2011 Production)

W 13
Gray

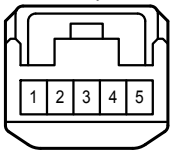

(From Oct. 2011 Production)

4A
White

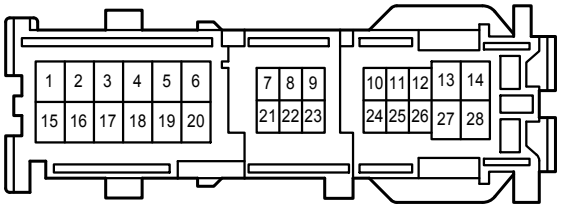

4D
White

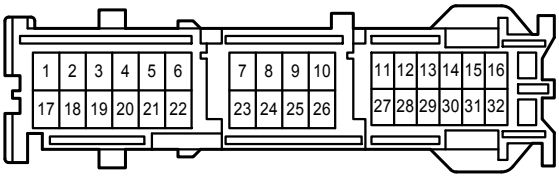

4G
White

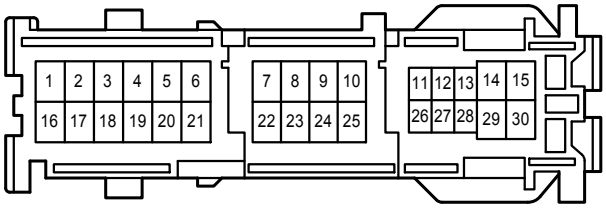

4K
Gray

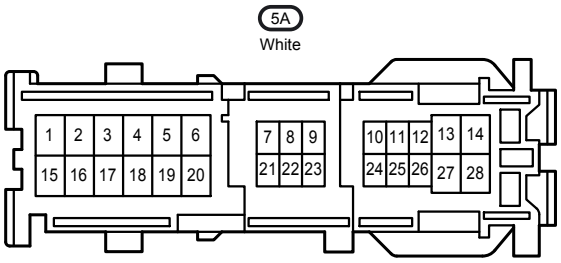
5A
White
1 2 3 4 5 6
15 16 17 18 19 20
7 8 9
21 22 23
10 11 12 13 14
24 25 26 27 28

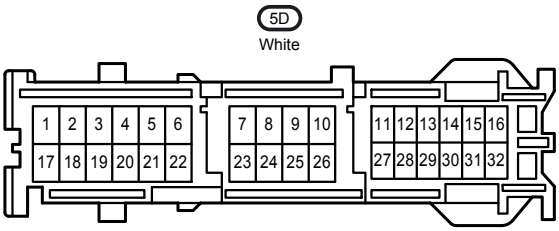
5D
White
1 2 3 4 5 6
17 18 19 20 21 22
7 8 9 10
23 24 25 26
11 12 13 14 15 16
27 28 29 30 31 32

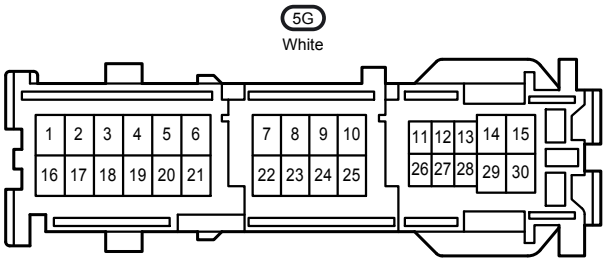
5G
White
1 2 3 4 5 6
16 17 18 19 20 21
7 8 9 10
22 23 24 25
11 12 13 14 15
26 27 28 29 30

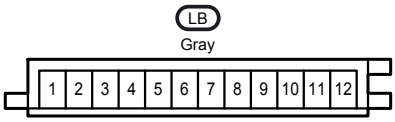
LB
Gray
1 2 3 4 5 6 7 8 9 10 11 12

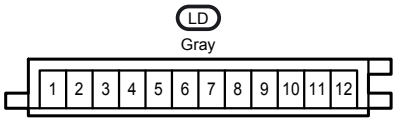
LD
Gray
1 2 3 4 5 6 7 8 9 10 11 12

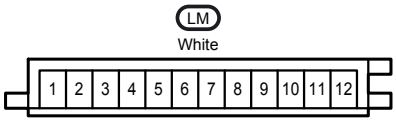
LM
White
1 2 3 4 5 6 7 8 9 10 11 12

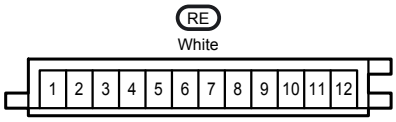
RE
White
1 2 3 4 5 6 7 8 9 10 11 12

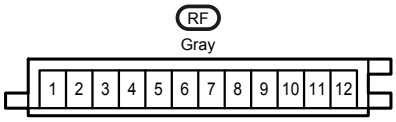
RF
Gray
1 2 3 4 5 6 7 8 9 10 11 12

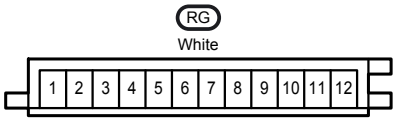
RG
White
1 2 3 4 5 6 7 8 9 10 11 12

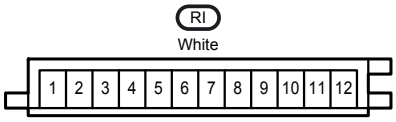
RI
White
1 2 3 4 5 6 7 8 9 10 11 12

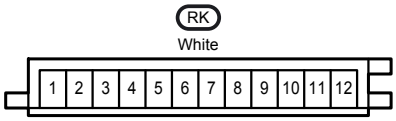
RK
White
1 2 3 4 5 6 7 8 9 10 11 12

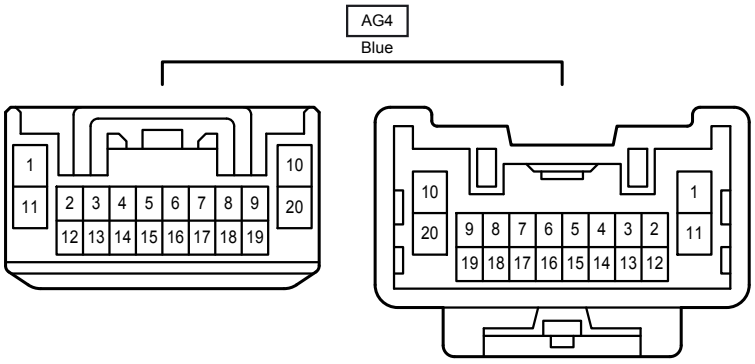
AG4
Blue
1
11
2 3 4 5 6 7 8 9
12 13 14 15 16 17 18 19
10
20
10
20
9 8 7 6 5 4 3 2
19 18 17 16 15 14 13 12
1
11

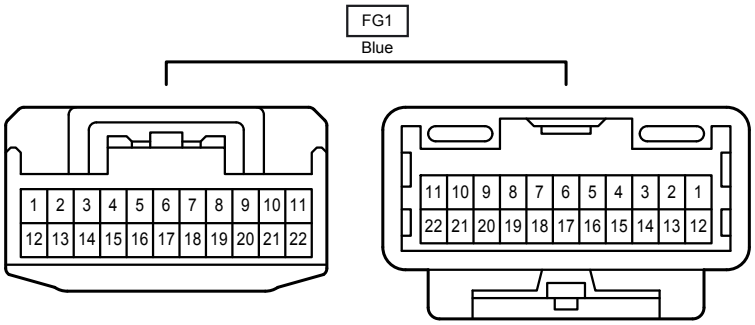
FG1
Blue
1 2 3 4 5 6 7 8 9 10 11
12 13 14 15 16 17 18 19 20 21 22
11 10 9 8 7 6 5 4 3 2 1
22 21 20 19 18 17 16 15 14 13 12

FG3
White

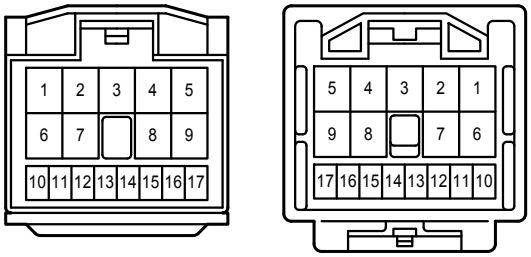

FG4
Gray

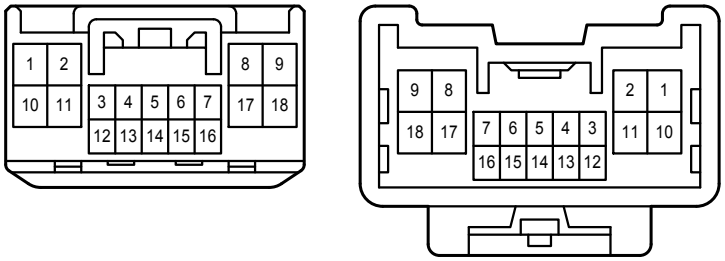

GM1
White

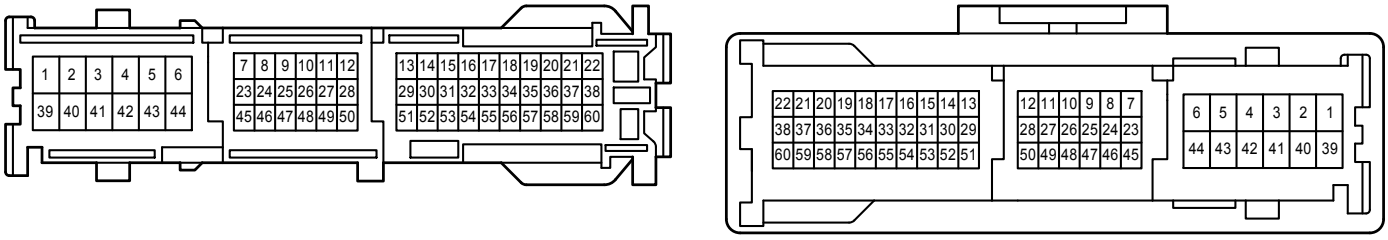

GM2
White

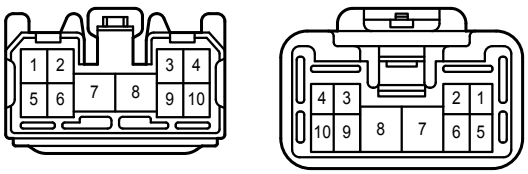

GN1
White

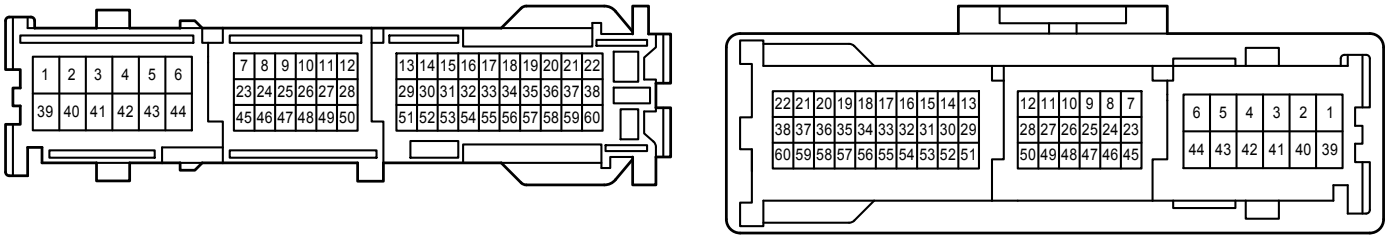

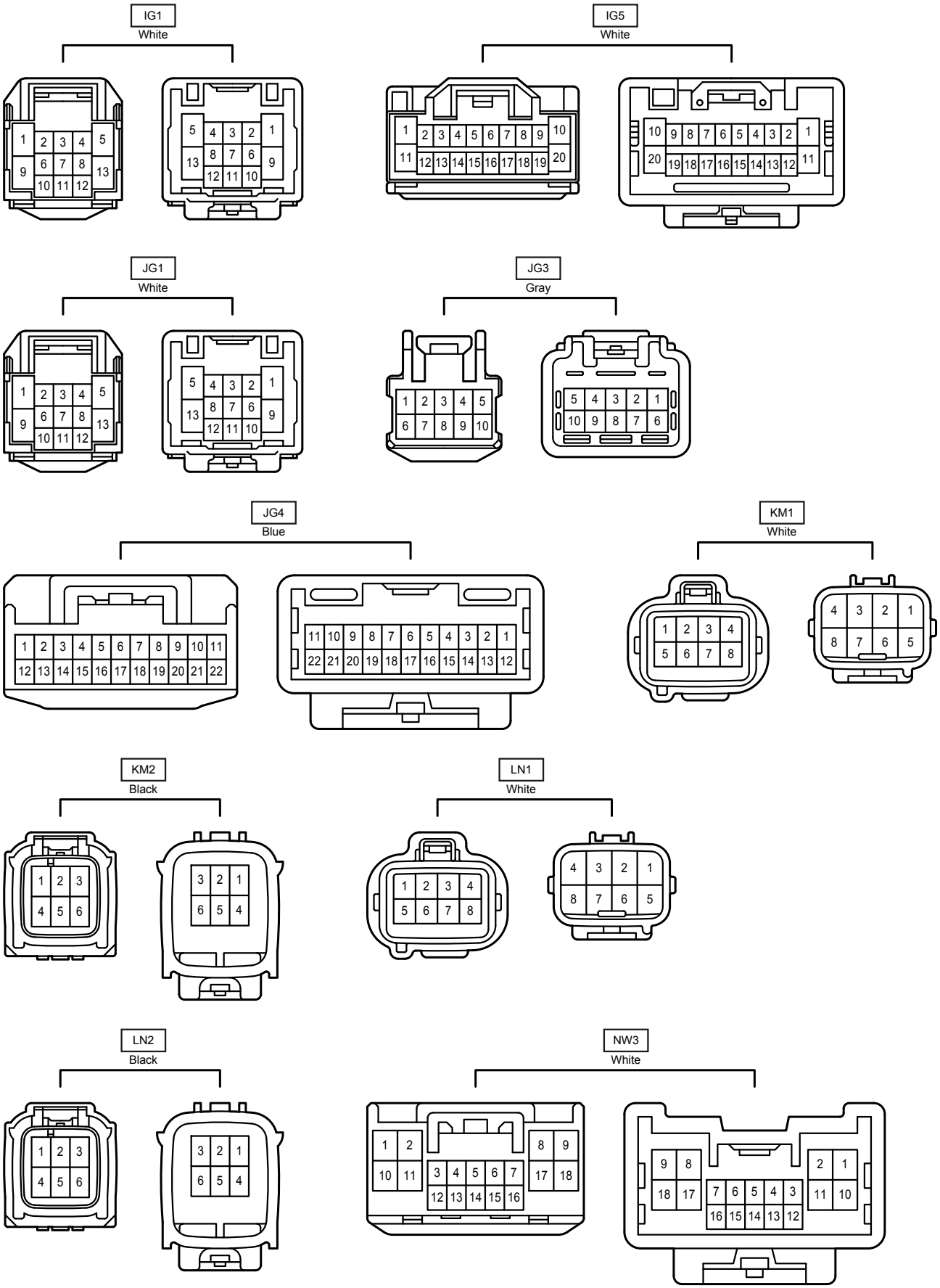
IG1
White
IG5
White
JG1
White
JG3
Gray
JG4
Blue
KM1
White
KM2
Black
LN1
White
LN2
Black
NW3
White