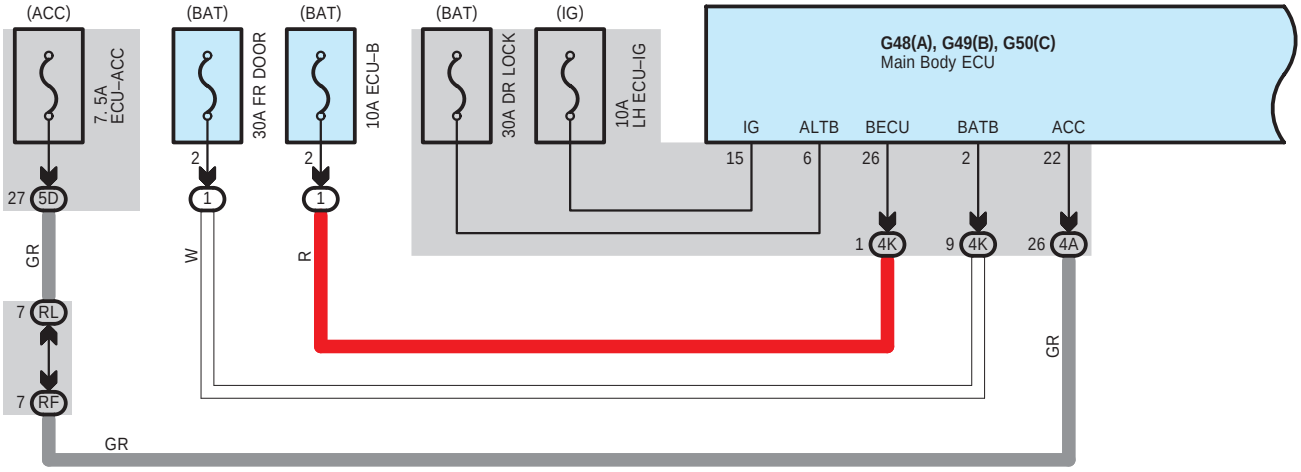
(ACC)
7. 5A
ECU–ACC
27 5D
GR
7 RL
7 RF
GR
(BAT)
30A FR DOOR
2
1
W
(BAT)
10A ECU–B
2
1
R
(BAT)
30A DR LOCK
(IG)
10A
LH ECU–IG
G48(A), G49(B), G50(C)
Main Body ECU
IG
ALTB
BECU
BATB
ACC
15
6
26
2
22
1 4K
9 4K
26 4A
GR

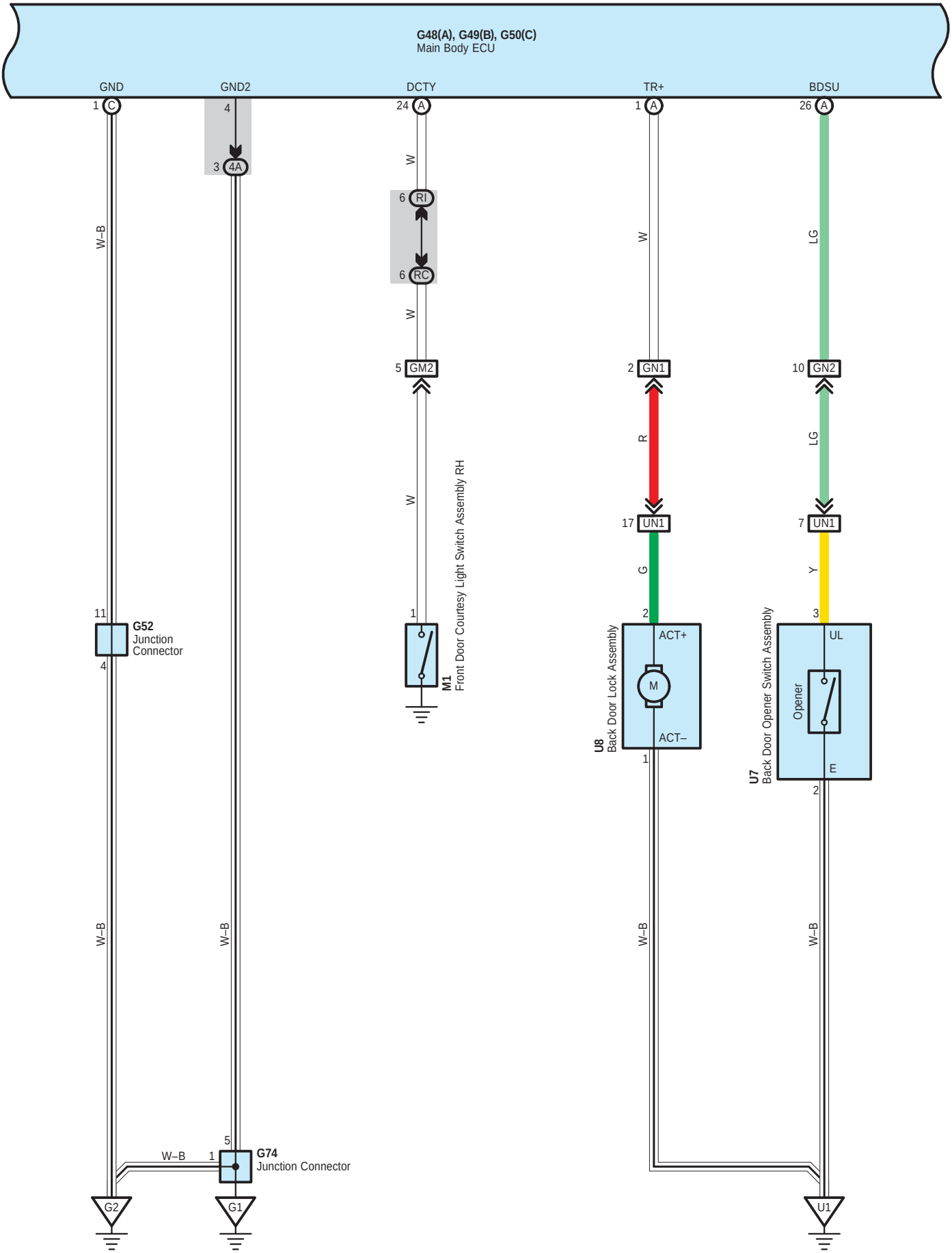
G48(A), G49(B), G50(C)
Main Body ECU
GND
GND2
DCTY
TR+
BDSU
1 C
4
3 4A
24 A
W
6 RI
6 RC
W
5 GM2
W
1
M1
Front Door Courtesy Light Switch Assembly RH
1 A
W
2 GN1
R
17 UN1
G
2
ACT+
M
ACT–
U8
Back Door Lock Assembly
1
26 A
LG
10 GN2
LG
7 UN1
Y
3
UL
Opener
E
U7
Back Door Opener Switch Assembly
2
W–B
11
G52
Junction
Connector
4
W–B
W–B
W–B
W–B
5
W–B
1
G74
Junction Connector
G2
G1
U1

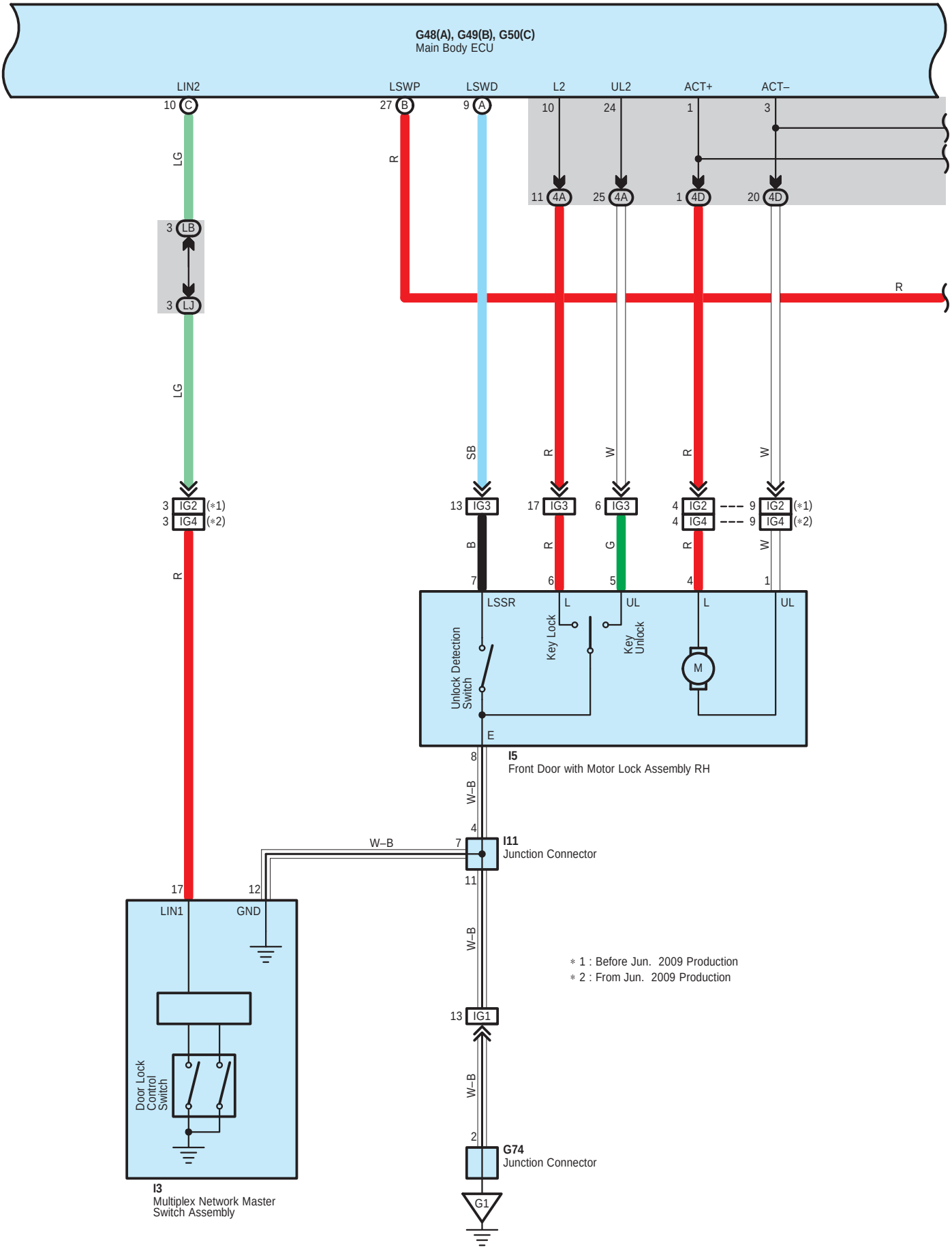
G48(A), G49(B), G50(C)
Main Body ECU
LIN2
LSWP
LSWD
L2
UL2
ACT+
ACT–
10 C
27 B
9 A
10
24
1
3
11 4A
25 4A
1 4D
20 4D
LG
R
3 LB
3 LJ
R
LG
SB
R
W
R
W
3 IG2 (*1)
3 IG4 (*2)
13 IG3
17 IG3
6 IG3
4 IG2
4 IG4
9 IG2 (*1)
9 IG4 (*2)
B
R
G
R
W
R
7
6
5
4
1
LSSR
L
UL
L
UL
Unlock Detection Switch
Key Lock
Key Unlock
M
E
8
I5
Front Door with Motor Lock Assembly RH
W–B
4
W–B
7
I11
Junction Connector
11
17
12
LIN1
GND
W–B
* 1 : Before Jun. 2009 Production
* 2 : From Jun. 2009 Production
13 IG1
Door Lock Control Switch
W–B
2
G74
Junction Connector
G1
I3
Multiplex Network Master Switch Assembly

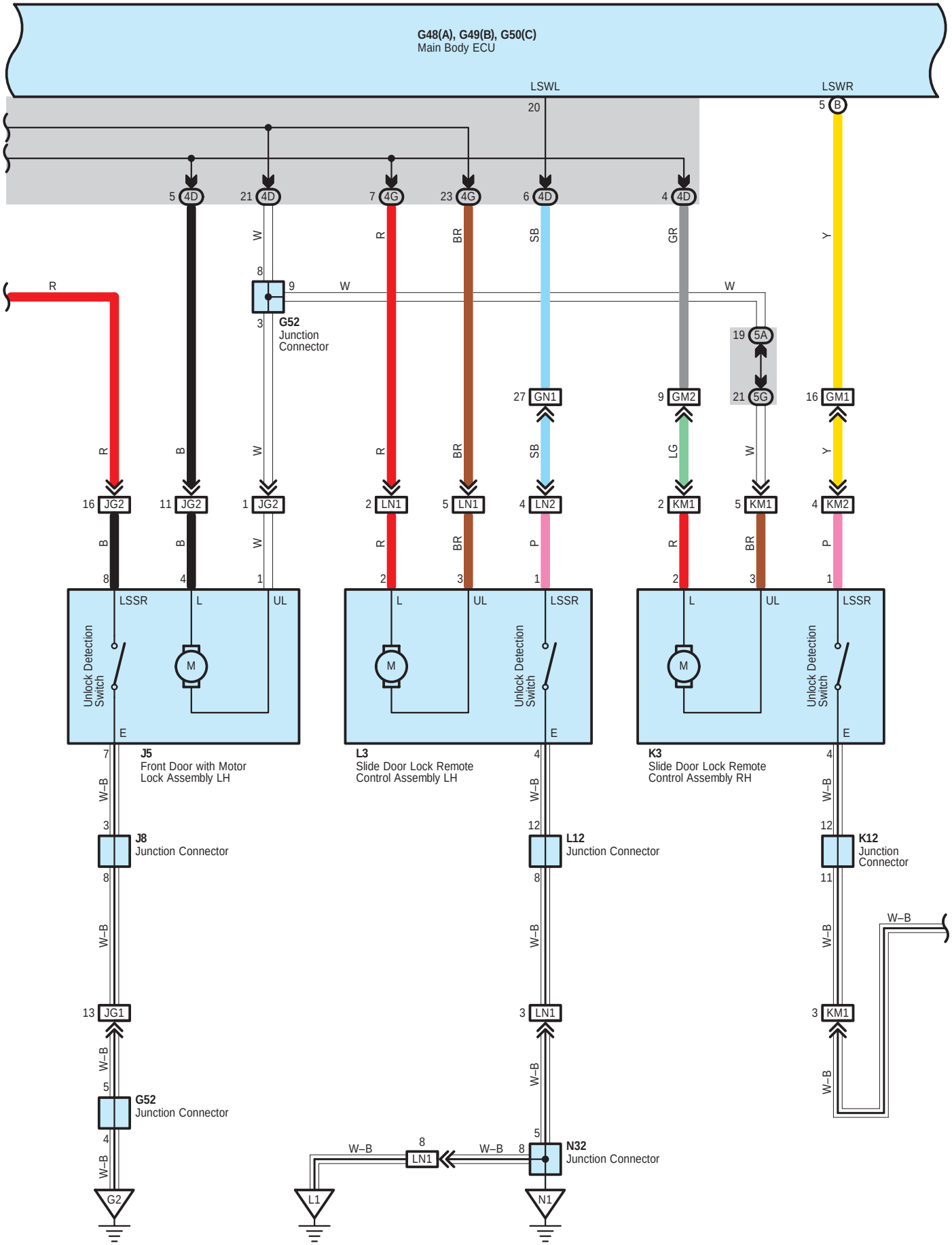
G48(A), G49(B), G50(C)
Main Body ECU
LSWL
LSWR
G52
Junction
Connector
J5
Front Door with Motor
Lock Assembly LH
L3
Slide Door Lock Remote
Control Assembly LH
K3
Slide Door Lock Remote
Control Assembly RH
Unlock Detection
Switch
J8
Junction Connector
L12
Junction Connector
K12
Junction
Connector
N32
Junction Connector

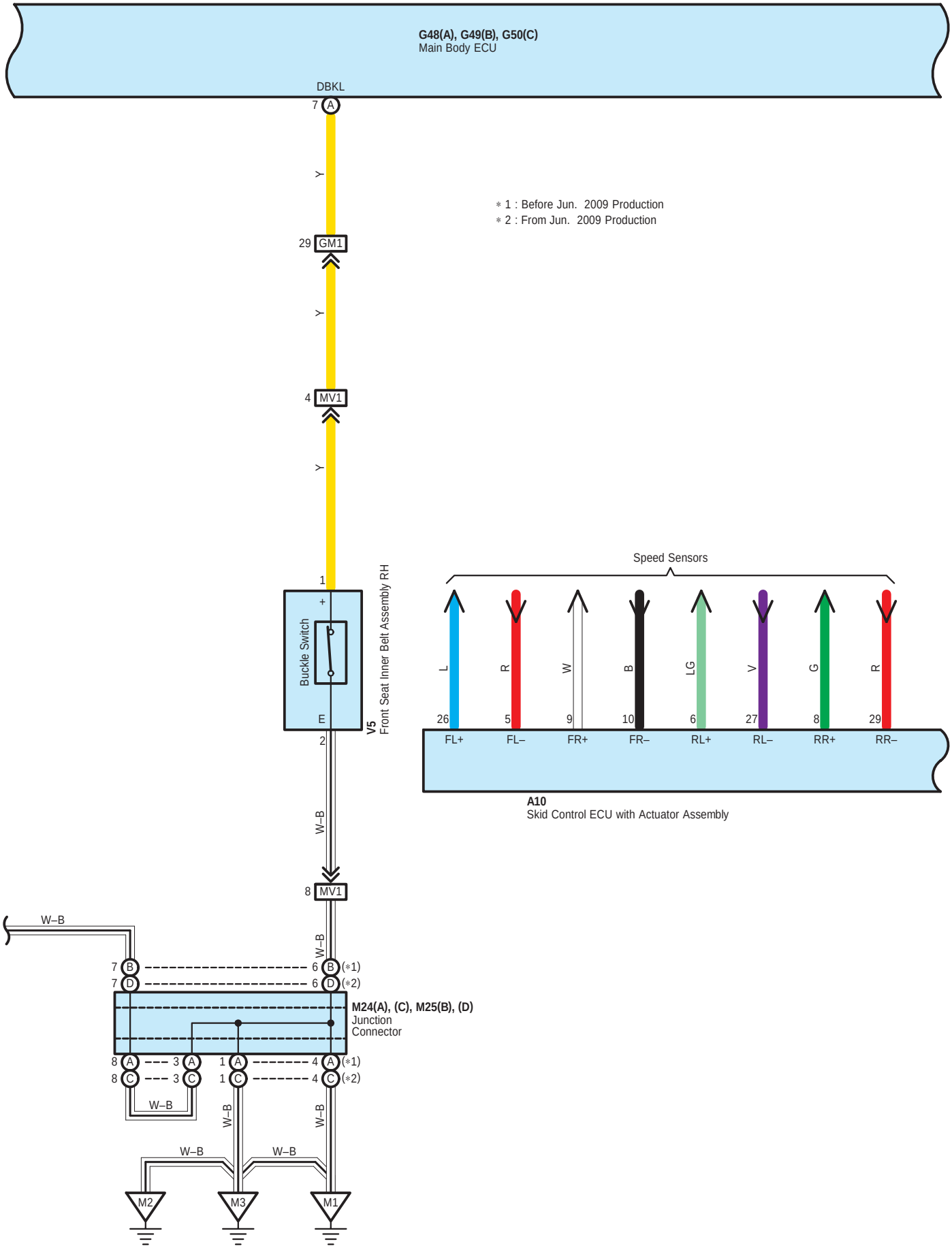
G48(A), G49(B), G50(C)
Main Body ECU
DBKL
7 A
Y
29 GM1
Y
4 MV1
Y
∗ 1 : Before Jun. 2009 Production
∗ 2 : From Jun. 2009 Production
1
+
Buckle Switch
E
V5
Front Seat Inner Belt Assembly RH
2
W–B
8 MV1
W–B
W–B
7 B
7 D
6 B (∗1)
6 D (∗2)
M24(A), (C), M25(B), (D)
Junction
Connector
8 A
8 C
3 A
3 C
1 A
1 C
4 A (∗1)
4 C (∗2)
W–B
W–B
W–B
W–B
W–B
M2
M3
M1
Speed Sensors
L
R
W
B
LG
V
G
R
26
5
9
10
6
27
8
29
FL+
FL–
FR+
FR–
RL+
RL–
RR+
RR–
A10
Skid Control ECU with Actuator Assembly

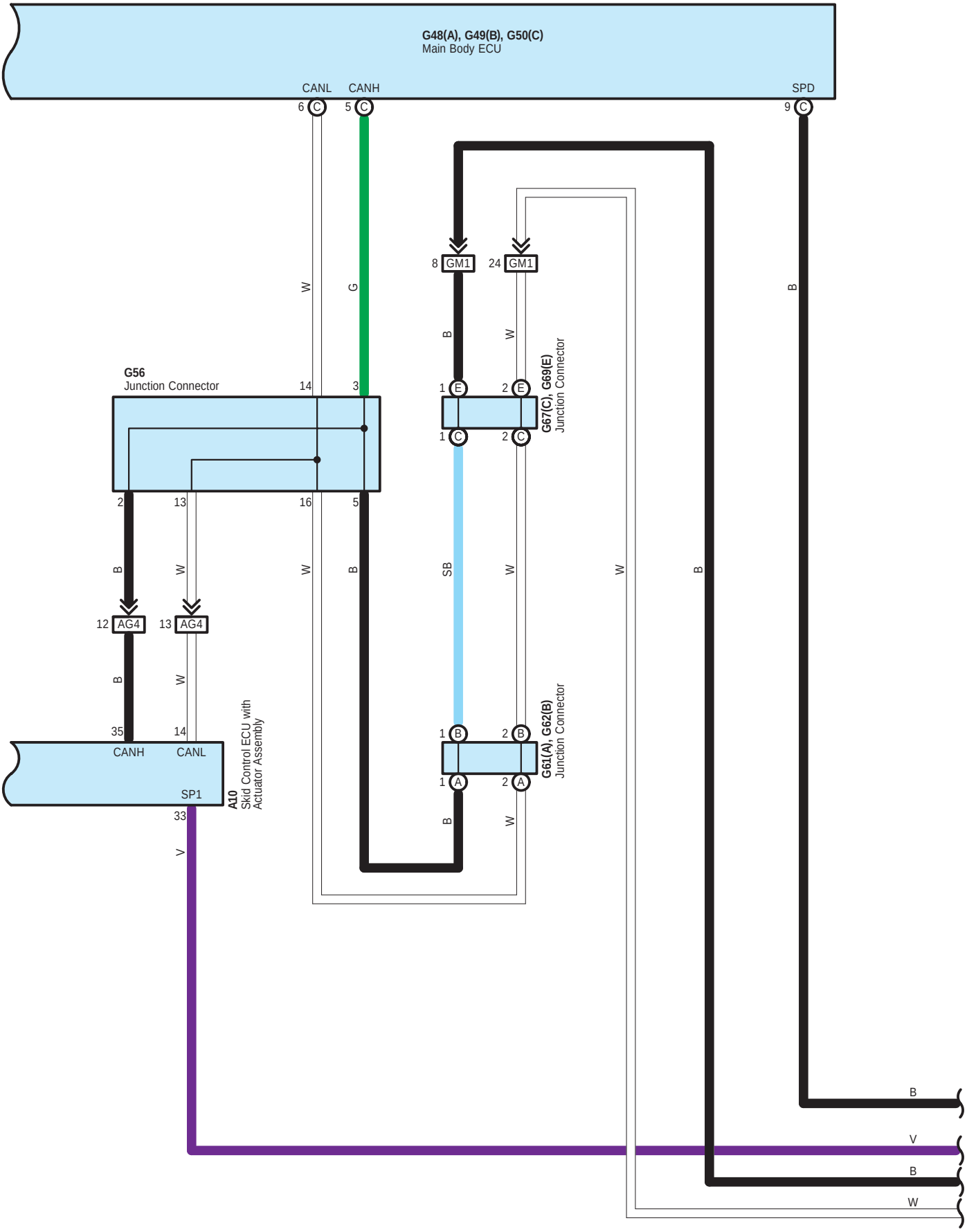
G48(A), G49(B), G50(C)
Main Body ECU
CANL
CANH
SPD
6 C
5 C
9 C
W
G
B
8 GM1
24 GM1
B
W
G56
Junction Connector
14
3
1 E
2 E
1 C
2 C
G67(C), G69(E)
Junction Connector
2
13
16
5
B
W
W
B
SB
W
W
B
12 AG4
13 AG4
B
W
35
14
CANH
CANL
SP1
33
A10
Skid Control ECU with
Actuator Assembly
1 B
2 B
1 A
2 A
G61(A), G62(B)
Junction Connector
B
W
V
B
V
B
W

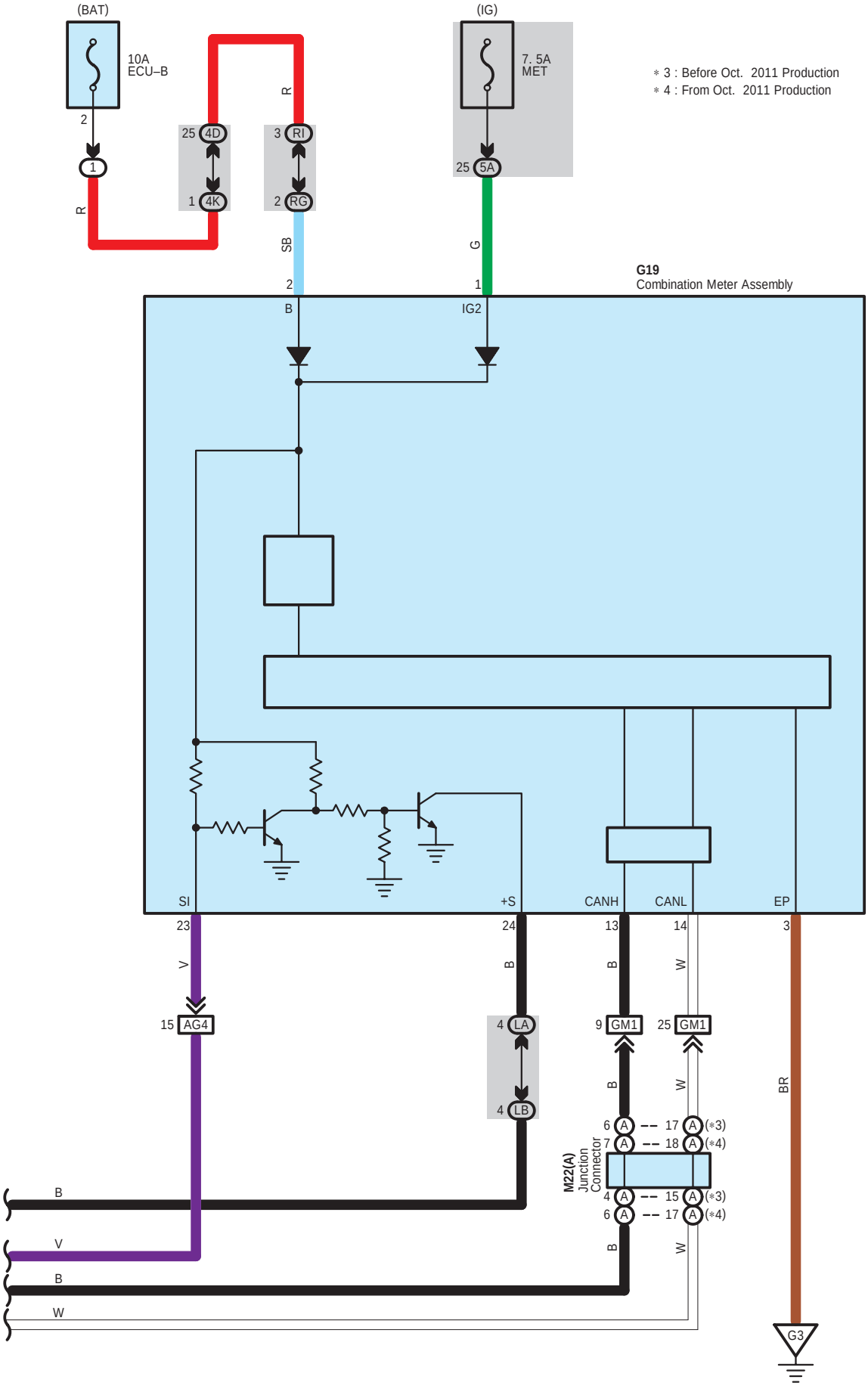
(BAT)
10A
ECU–B
(IG)
7. 5A
MET
∗ 3 : Before Oct. 2011 Production
∗ 4 : From Oct. 2011 Production
G19
Combination Meter Assembly
B
IG2
SI
+S
CANH
CANL
EP
M22(A)
Junction
Connector
G3

A 10
Black

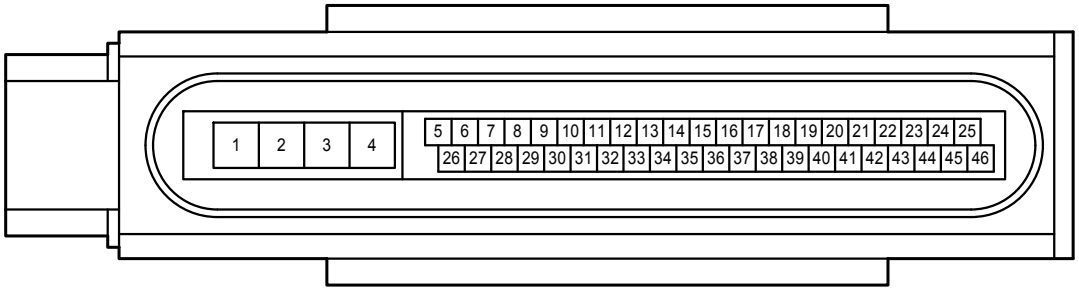

G 19
White

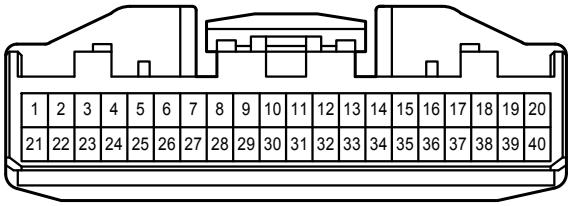

G 48
White

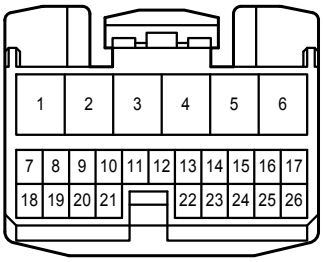

G 49
White

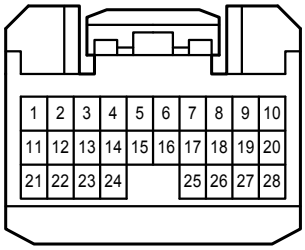

G 50
White

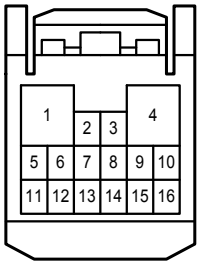

G 52
Gray

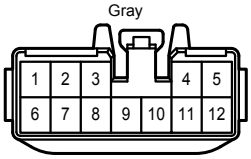

G 56
Gray

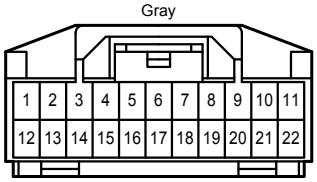

G 61
Brown

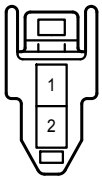

G 62
Brown

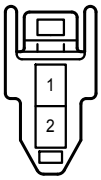

G 67
White

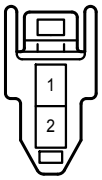

G 69
Black

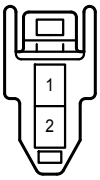

G 74
White

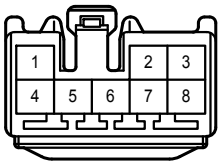

I 3
White

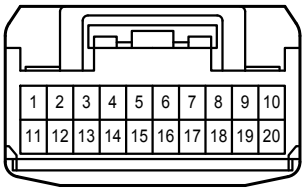

I 5
White

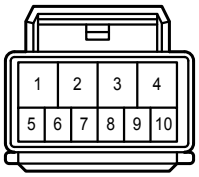

I 11
Blue

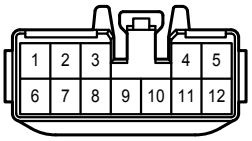

J 5
White

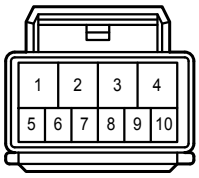

J 8
Blue

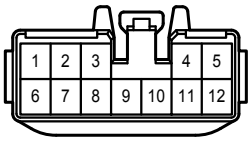

K 3
Black

K 12
Blue

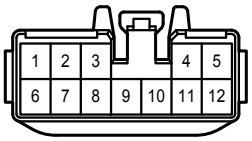

L 3
Black

L 12
Blue

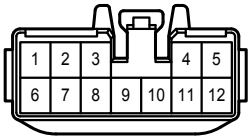

M 1
White

M 22
Black

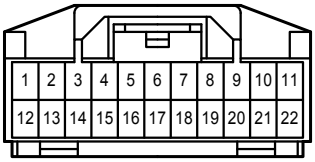

M 24
Blue



(From Jun. 2009 Production)

M 24
Blue

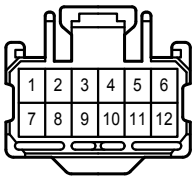

(Before Jun. 2009 Production)

M 25
Blue



(From Jun. 2009 Production)

M 25
Blue

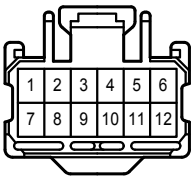

(Before Jun. 2009 Production)

N 32
Black

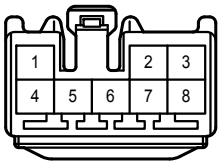

U 7
White

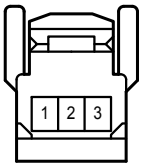

U 8
Black

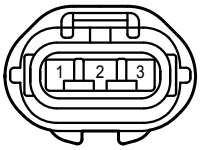

V 5
Black

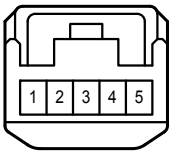

4A
White

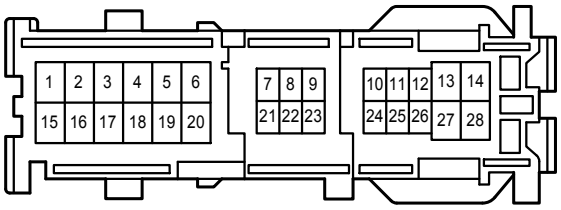

4D
White

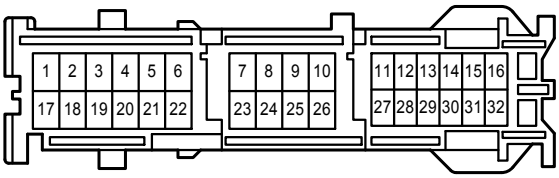

4G
White

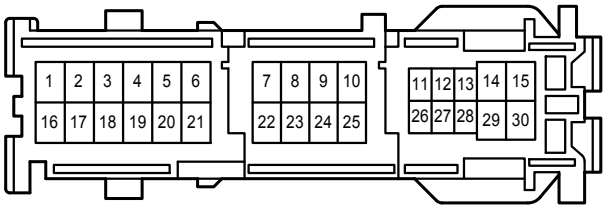

4K
Gray



5A
White

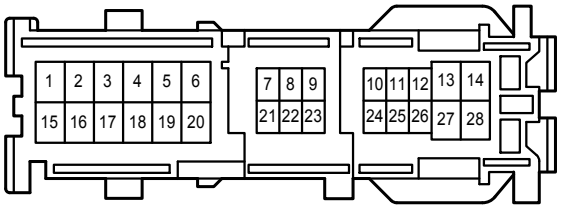

5D
White

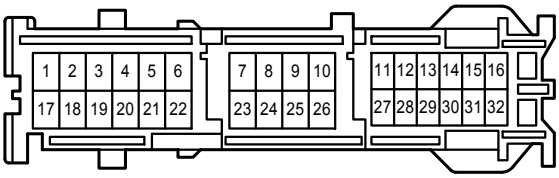

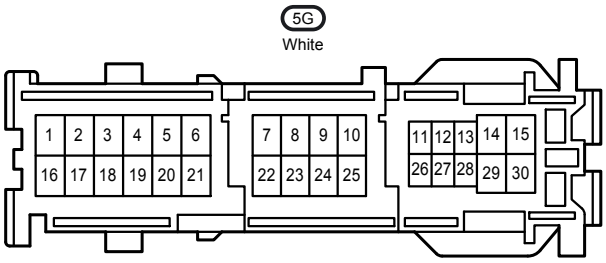
5G
White
1 2 3 4 5 6
16 17 18 19 20 21
7 8 9 10
22 23 24 25
11 12 13 14 15
26 27 28 29 30

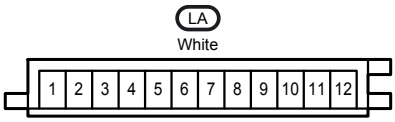
LA
White
1 2 3 4 5 6 7 8 9 10 11 12

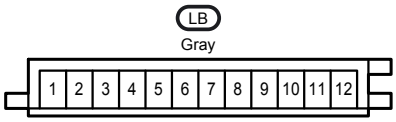
LB
Gray
1 2 3 4 5 6 7 8 9 10 11 12

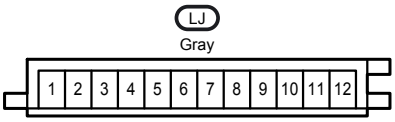
LJ
Gray
1 2 3 4 5 6 7 8 9 10 11 12

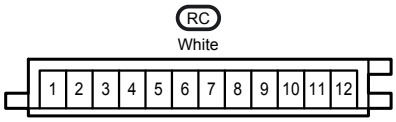
RC
White
1 2 3 4 5 6 7 8 9 10 11 12

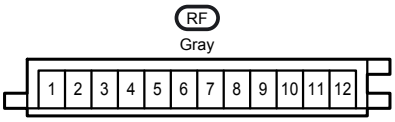
RF
Gray
1 2 3 4 5 6 7 8 9 10 11 12

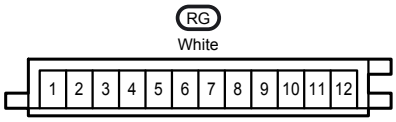
RG
White
1 2 3 4 5 6 7 8 9 10 11 12

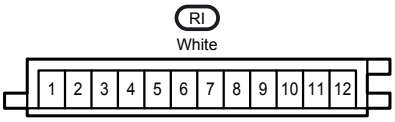
RI
White
1 2 3 4 5 6 7 8 9 10 11 12

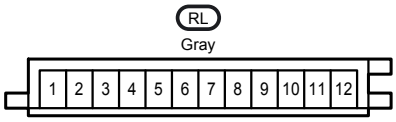
RL
Gray
1 2 3 4 5 6 7 8 9 10 11 12

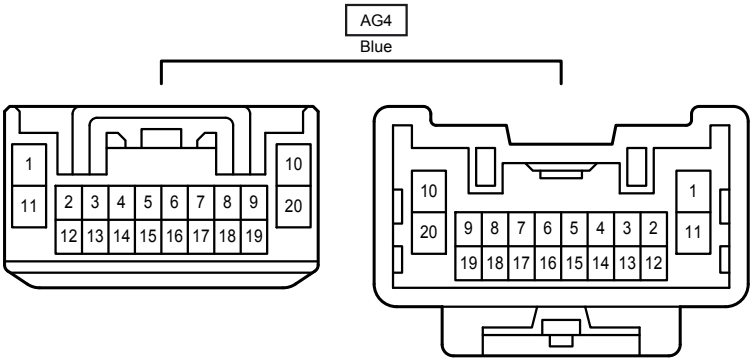
AG4
Blue
1 10
11 20
2 3 4 5 6 7 8 9
12 13 14 15 16 17 18 19
10 1
20 11
9 8 7 6 5 4 3 2
19 18 17 16 15 14 13 12

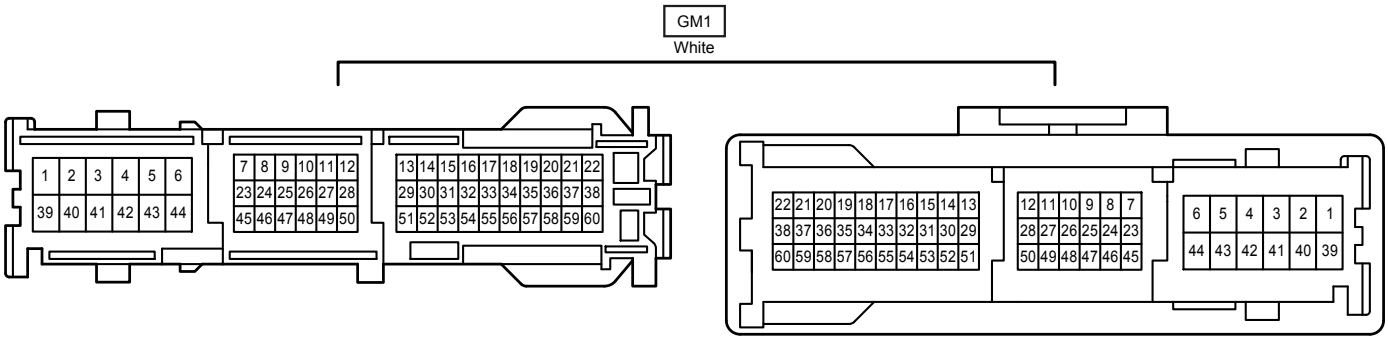
GM1
White
1 2 3 4 5 6
39 40 41 42 43 44
7 8 9 10 11 12
23 24 25 26 27 28
45 46 47 48 49 50
13 14 15 16 17 18 19 20 21 22
29 30 31 32 33 34 35 36 37 38
51 52 53 54 55 56 57 58 59 60
22 21 20 19 18 17 16 15 14 13
38 37 36 35 34 33 32 31 30 29
60 59 58 57 56 55 54 53 52 51
12 11 10 9 8 7
28 27 26 25 24 23
50 49 48 47 46 45
6 5 4 3 2 1
44 43 42 41 40 39

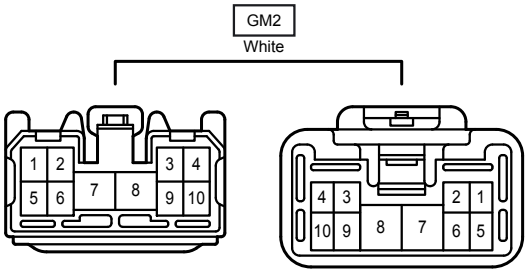
GM2
White
1 2 3 4
5 6 7 8 9 10
4 3 2 1
10 9 8 7 6 5

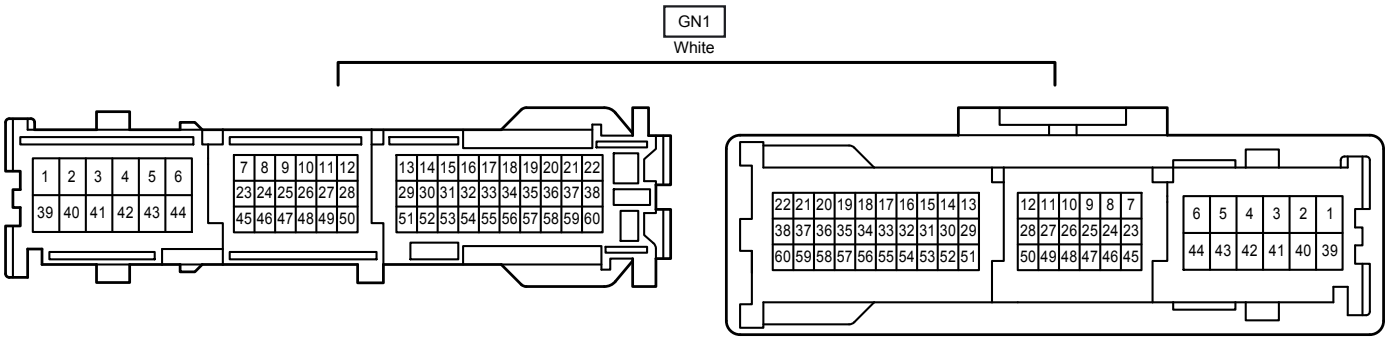
GN1
White

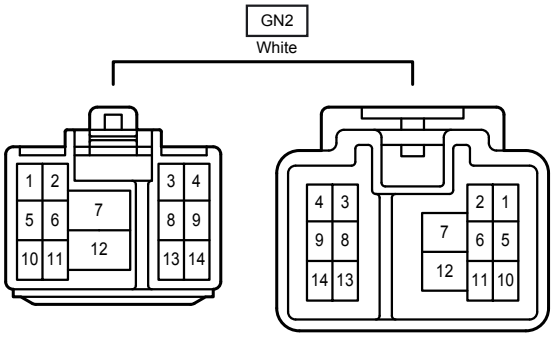
GN2
White

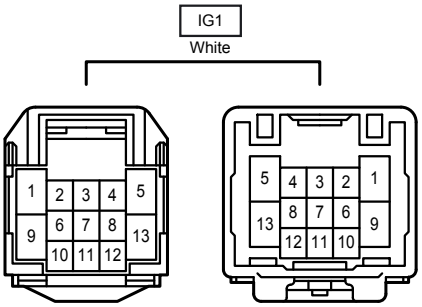
IG1
White

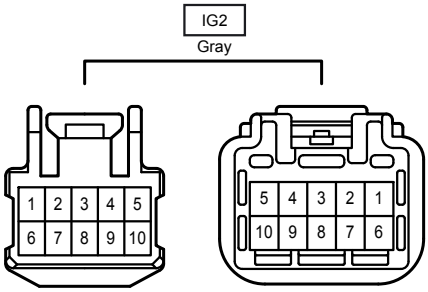
IG2
Gray

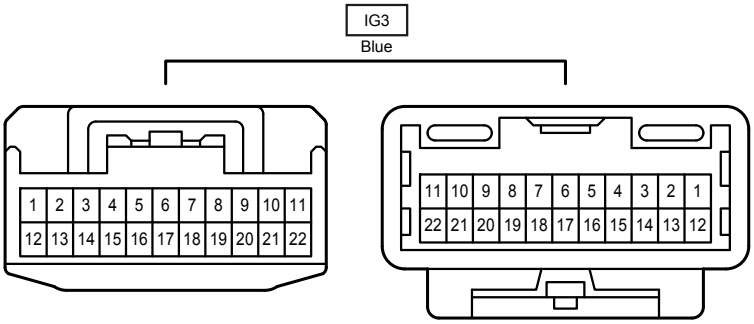
IG3
Blue

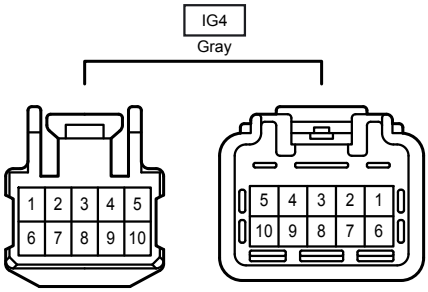
IG4
Gray

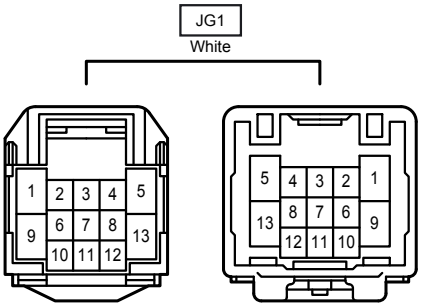
JG1
White

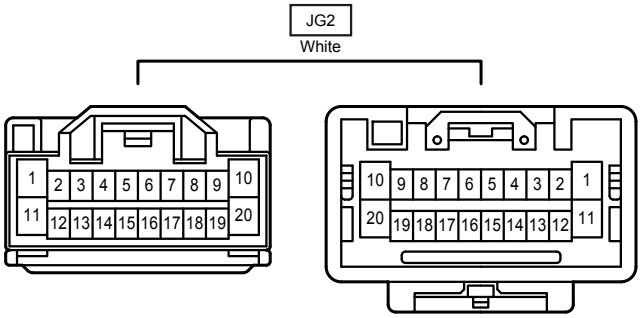
JG2
White

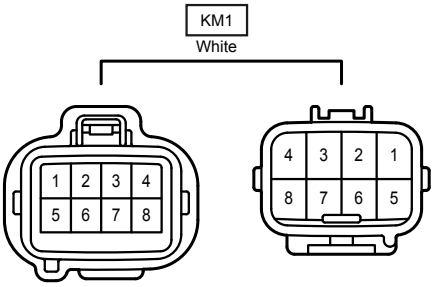
KM1
White

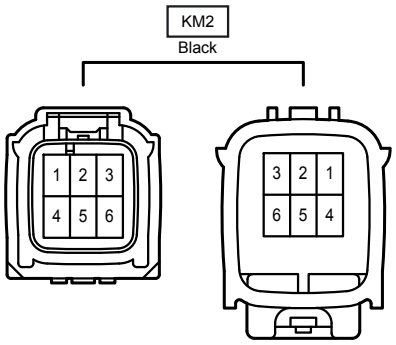
KM2
Black
1 2 3
4 5 6
3 2 1
6 5 4

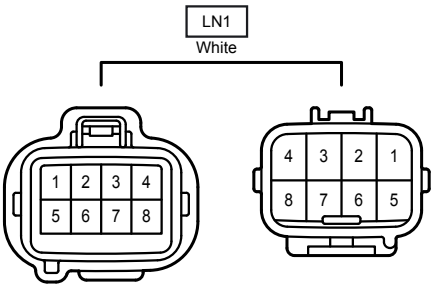
LN1
White
1 2 3 4
5 6 7 8
4 3 2 1
8 7 6 5

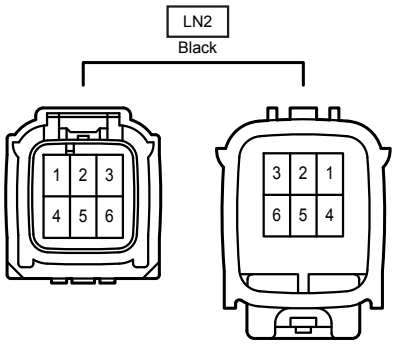
LN2
Black
1 2 3
4 5 6
3 2 1
6 5 4

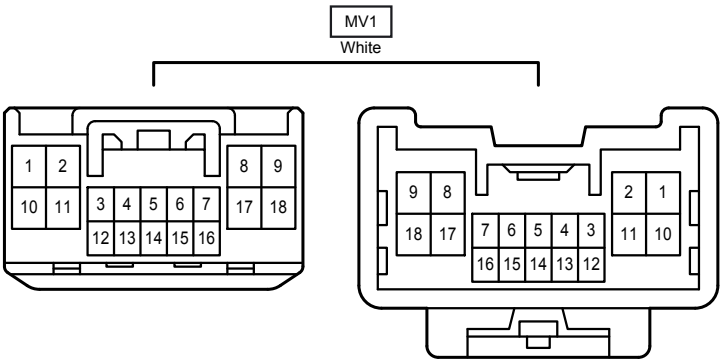
MV1
White
1 2
10 11
3 4 5 6 7
12 13 14 15 16
8 9
17 18
9 8
18 17
7 6 5 4 3
16 15 14 13 12
2 1
11 10

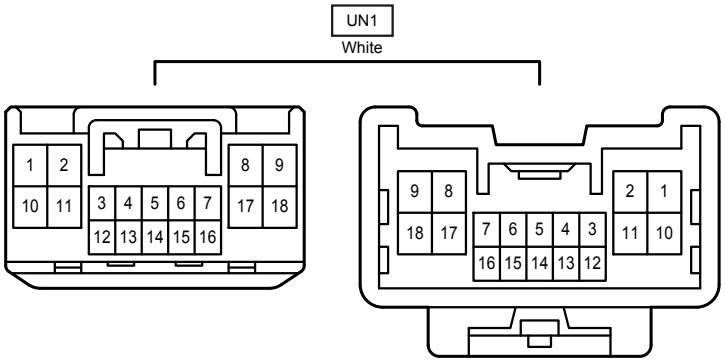
UN1
White
1 2
10 11
3 4 5 6 7
12 13 14 15 16
8 9
17 18
9 8
18 17
7 6 5 4 3
16 15 14 13 12
2 1
11 10