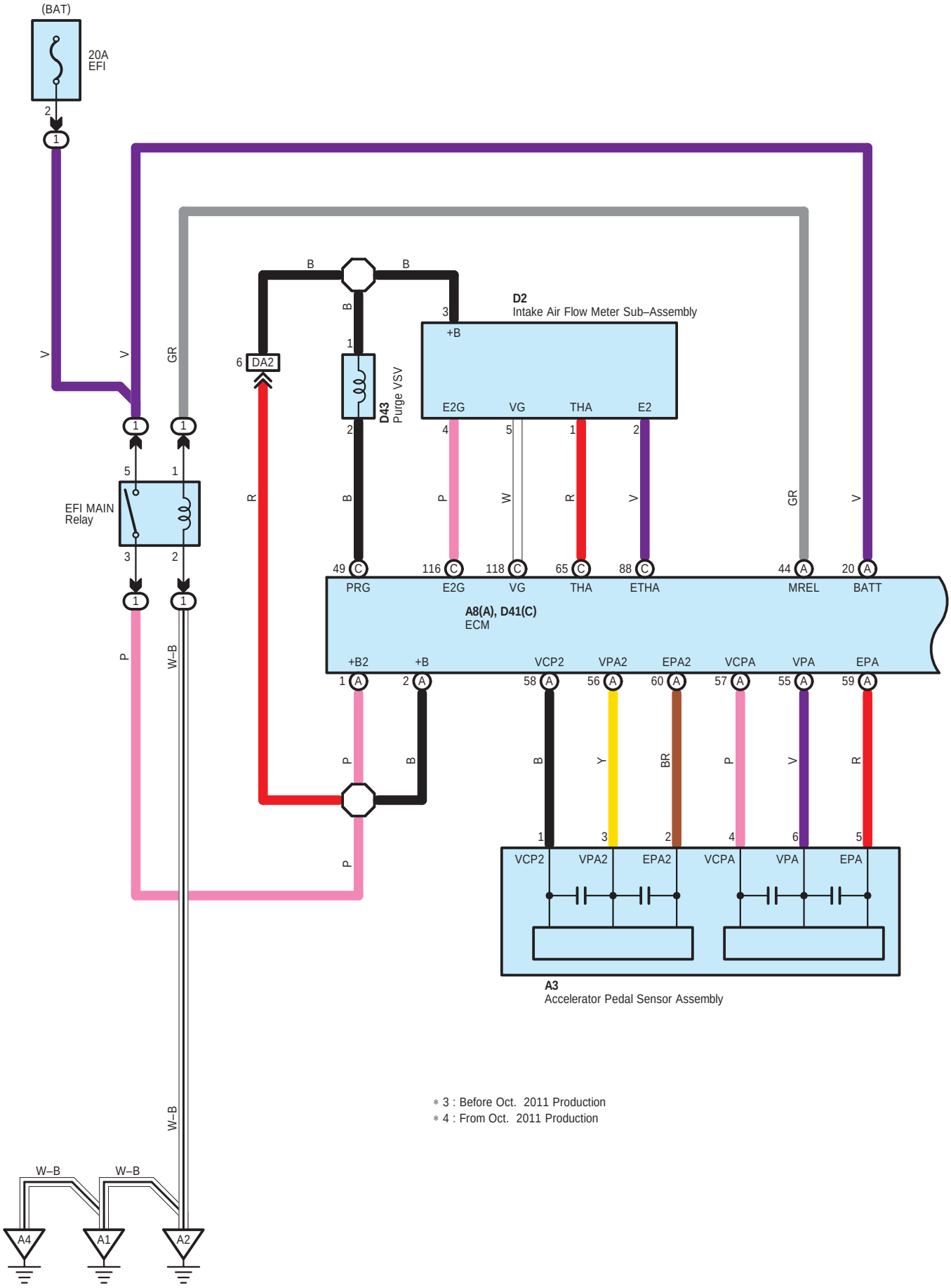

＊3 : Before Oct. 2011 Production
＊4 : From Oct. 2011 Production

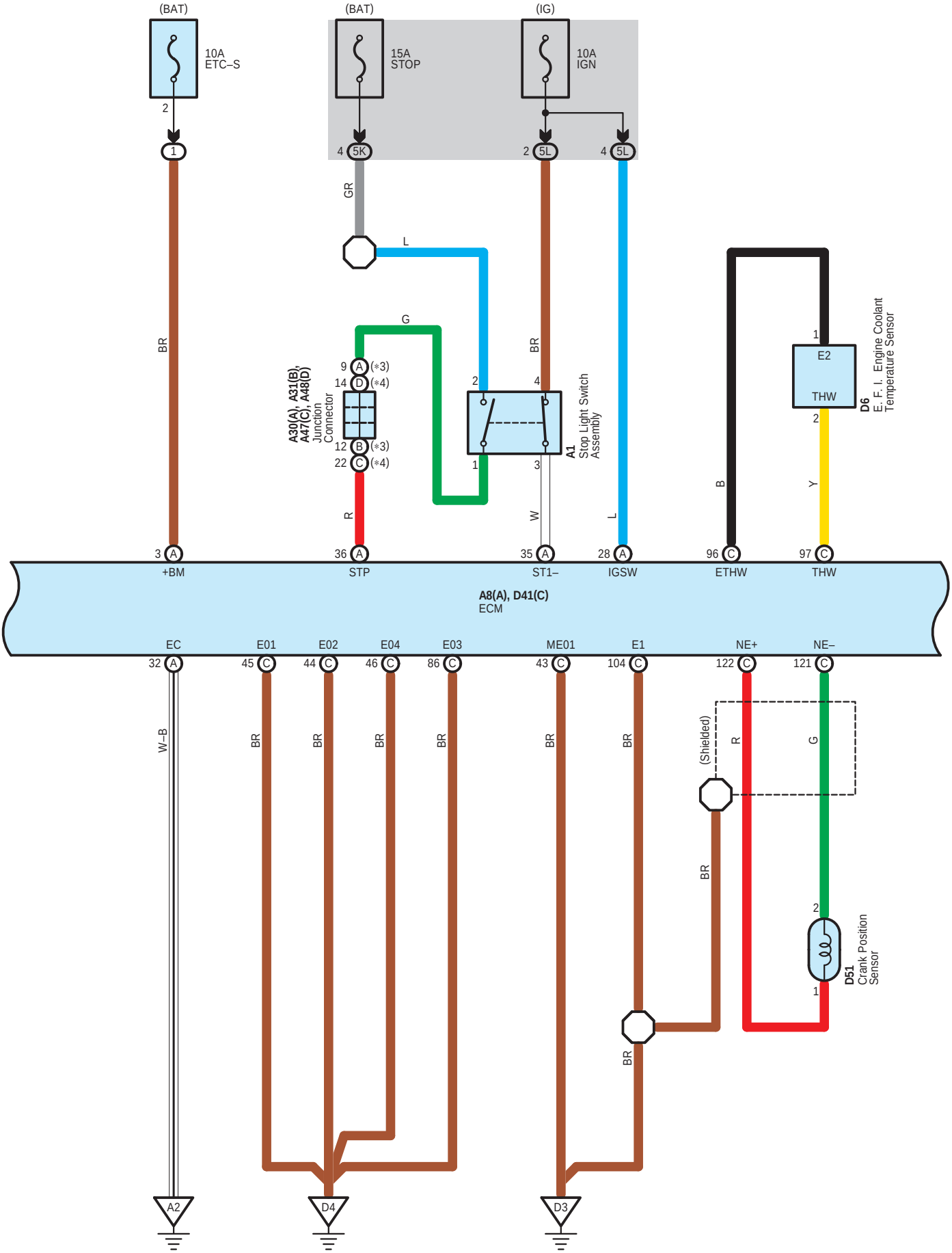
(BAT)
10A
ETC–S
(BAT)
15A
STOP
(IG)
10A
IGN
GR
L
G
BR
A30(A), A31(B), A47(C), A48(D)
Junction Connector
A1
Stop Light Switch Assembly
D6
E. F. I. Engine Coolant Temperature Sensor
E2
THW
B
Y
R
W
L
+BM
STP
ST1–
IGSW
ETHW
THW
A8(A), D41(C)
ECM
EC
E01
E02
E04
E03
ME01
E1
NE+
NE–
W–B
(Shielded)
D51
Crank Position Sensor
A2
D4
D3

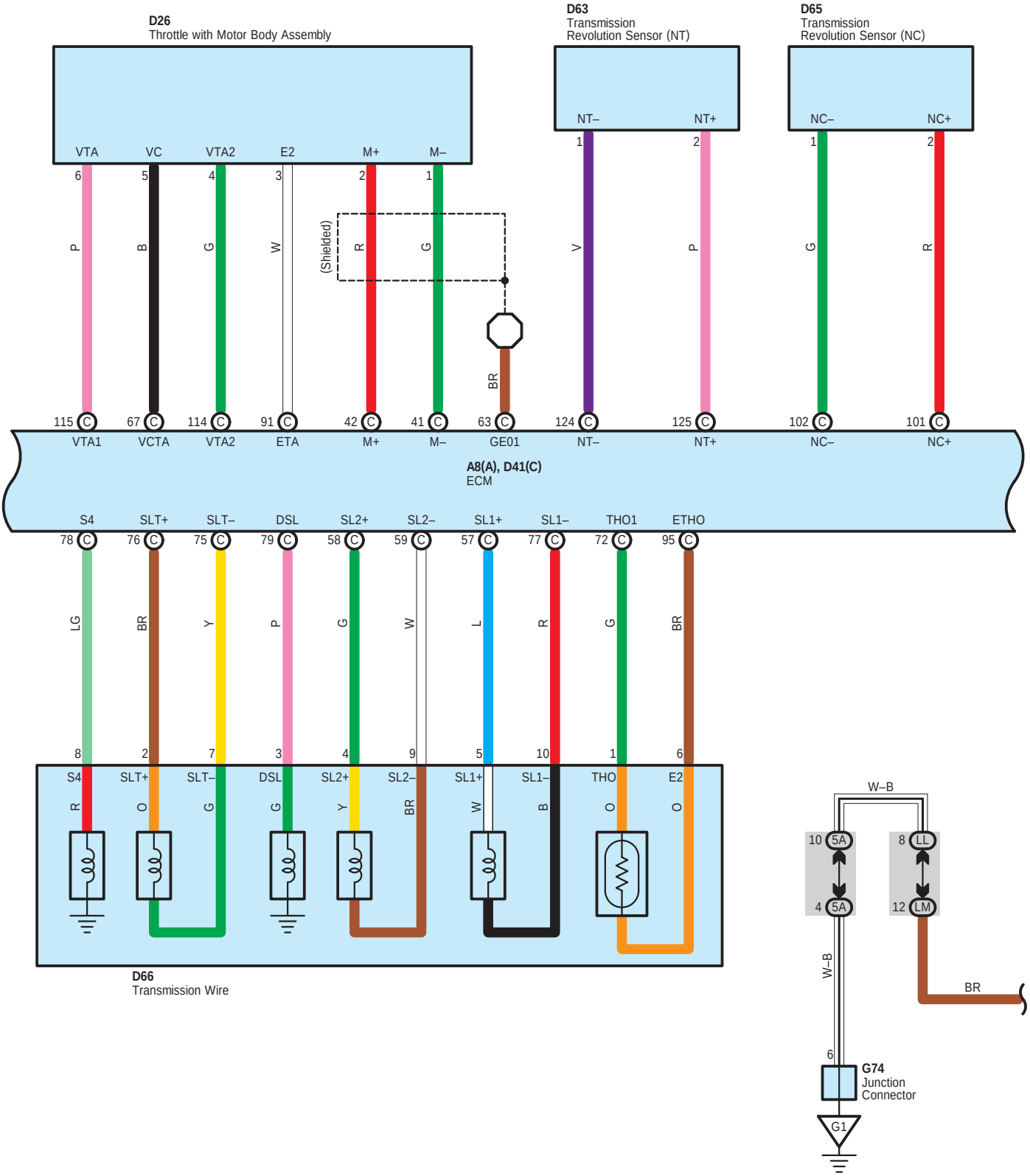
D26
Throttle with Motor Body Assembly
VTA
VC
VTA2
E2
M+
M–
6
5
4
3
2
1
P
B
G
W
(Shielded)
R
G
BR
D63
Transmission
Revolution Sensor (NT)
NT–
NT+
1
2
V
P
D65
Transmission
Revolution Sensor (NC)
NC–
NC+
1
2
G
R
115 C
67 C
114 C
91 C
42 C
41 C
63 C
124 C
125 C
102 C
101 C
VTA1
VCTA
VTA2
ETA
M+
M–
GE01
NT–
NT+
NC–
NC+
A8(A), D41(C)
ECM
S4
SLT+
SLT–
DSL
SL2+
SL2–
SL1+
SL1–
THO1
ETHO
78 C
76 C
75 C
79 C
58 C
59 C
57 C
77 C
72 C
95 C
LG
BR
Y
P
G
W
L
R
G
BR
8
2
7
3
4
9
5
10
1
6
S4
SLT+
SLT–
DSL
SL2+
SL2–
SL1+
SL1–
THO
E2
R
O
G
G
Y
BR
W
B
O
O
D66
Transmission Wire
W–B
10 5A
8 LL
4 5A
12 LM
W–B
BR
6
G74
Junction
Connector
G1

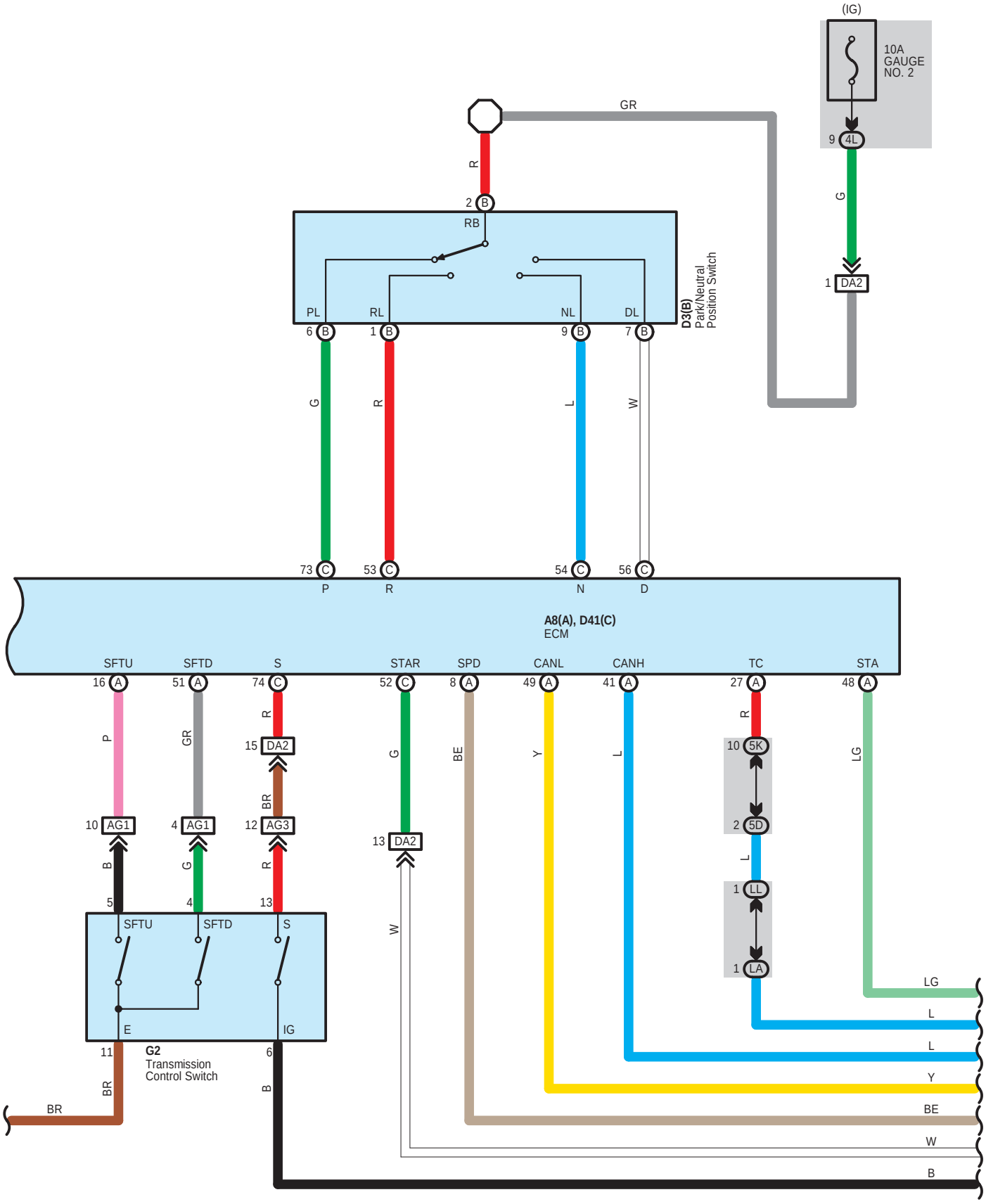
(IG)
10A
GAUGE
NO. 2
9 4L
G
1 DA2
GR
R
2 B
RB
PL
RL
NL
DL
6 B
1 B
9 B
7 B
D3(B)
Park/Neutral
Position Switch
G
R
L
W
73 C
53 C
54 C
56 C
P
R
N
D
A8(A), D41(C)
ECM
SFTU
SFTD
S
STAR
SPD
CANL
CANH
TC
STA
16 A
51 A
74 C
52 C
8 A
49 A
41 A
27 A
48 A
P
GR
R
G
BE
Y
L
R
LG
15 DA2
BR
10 AG1
4 AG1
12 AG3
13 DA2
10 5K
2 5D
B
G
R
L
5
4
13
1 LL
1 LA
W
SFTU
SFTD
S
E
IG
11
6
G2
Transmission
Control Switch
BR
B
BR
LG
L
L
Y
BE
W
B

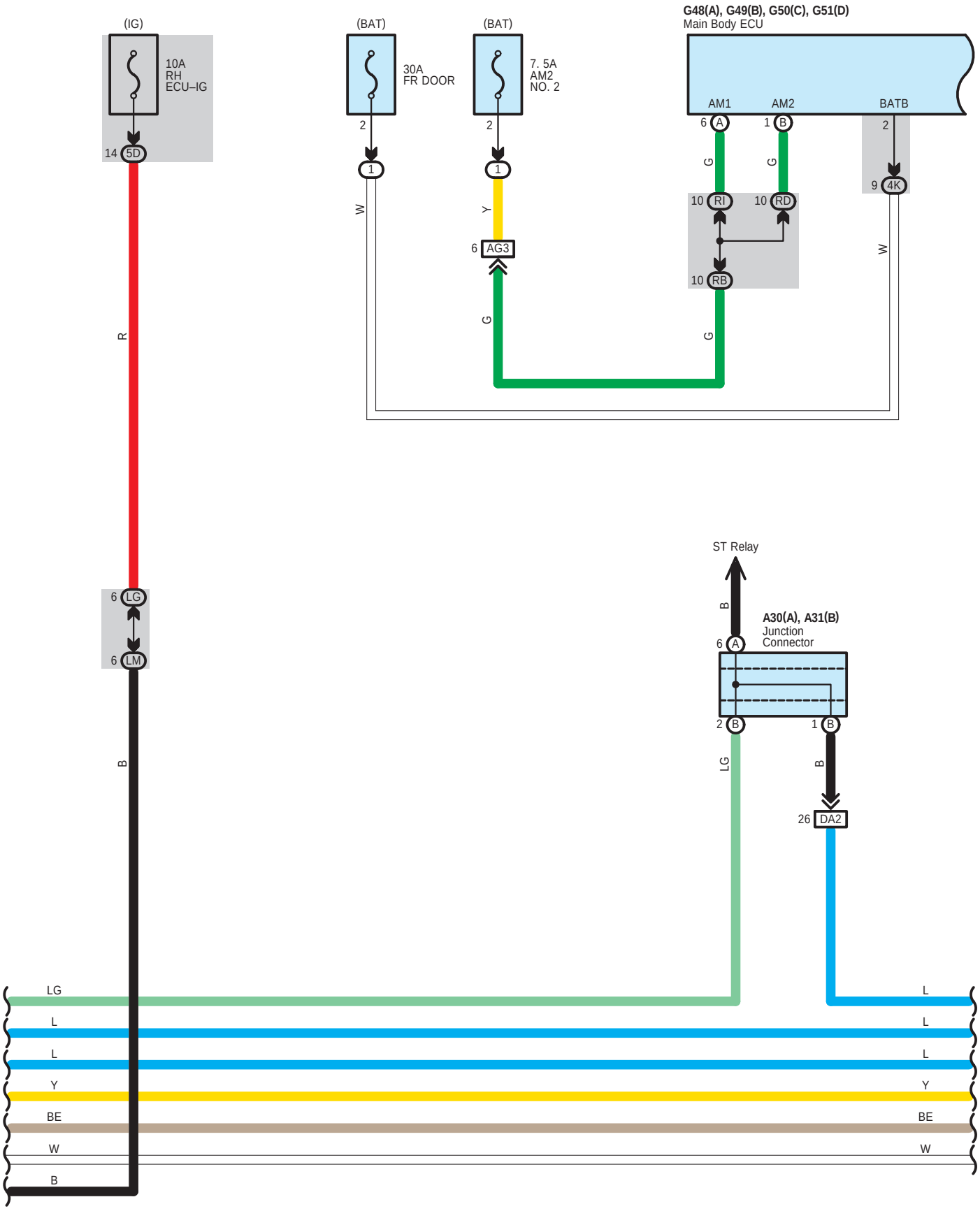
(IG)
10A
RH
ECU–IG
14 5D
R
6 LG
6 LM
B
(BAT)
30A
FR DOOR
2
1
W
(BAT)
7. 5A
AM2
NO. 2
2
1
Y
6 AG3
G
G48(A), G49(B), G50(C), G51(D)
Main Body ECU
AM1
AM2
BATB
6 A
1 B
2
G
G
9 4K
10 RI
10 RD
10 RB
W
G
ST Relay
B
A30(A), A31(B)
Junction
Connector
6 A
2 B
1 B
LG
B
26 DA2
LG
L
L
L
L
L
Y
Y
BE
BE
W
W
B

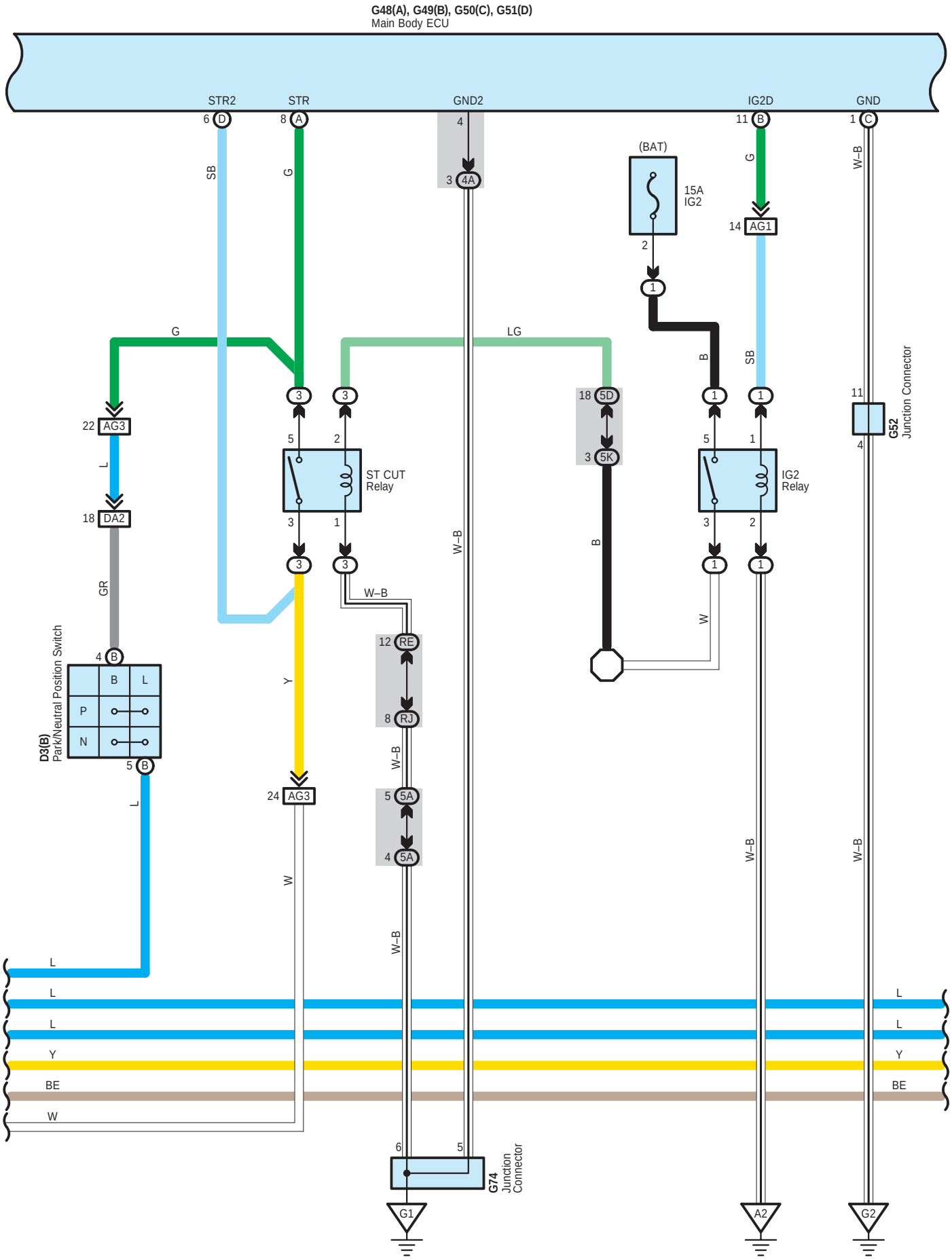
G48(A), G49(B), G50(C), G51(D)
Main Body ECU
STR2
STR
GND2
IG2D
GND
(BAT)
15A
IG2
ST CUT
Relay
IG2
Relay
G52
Junction Connector
D3(B)
Park/Neutral Position Switch
G74
Junction
Connector
G1
A2
G2

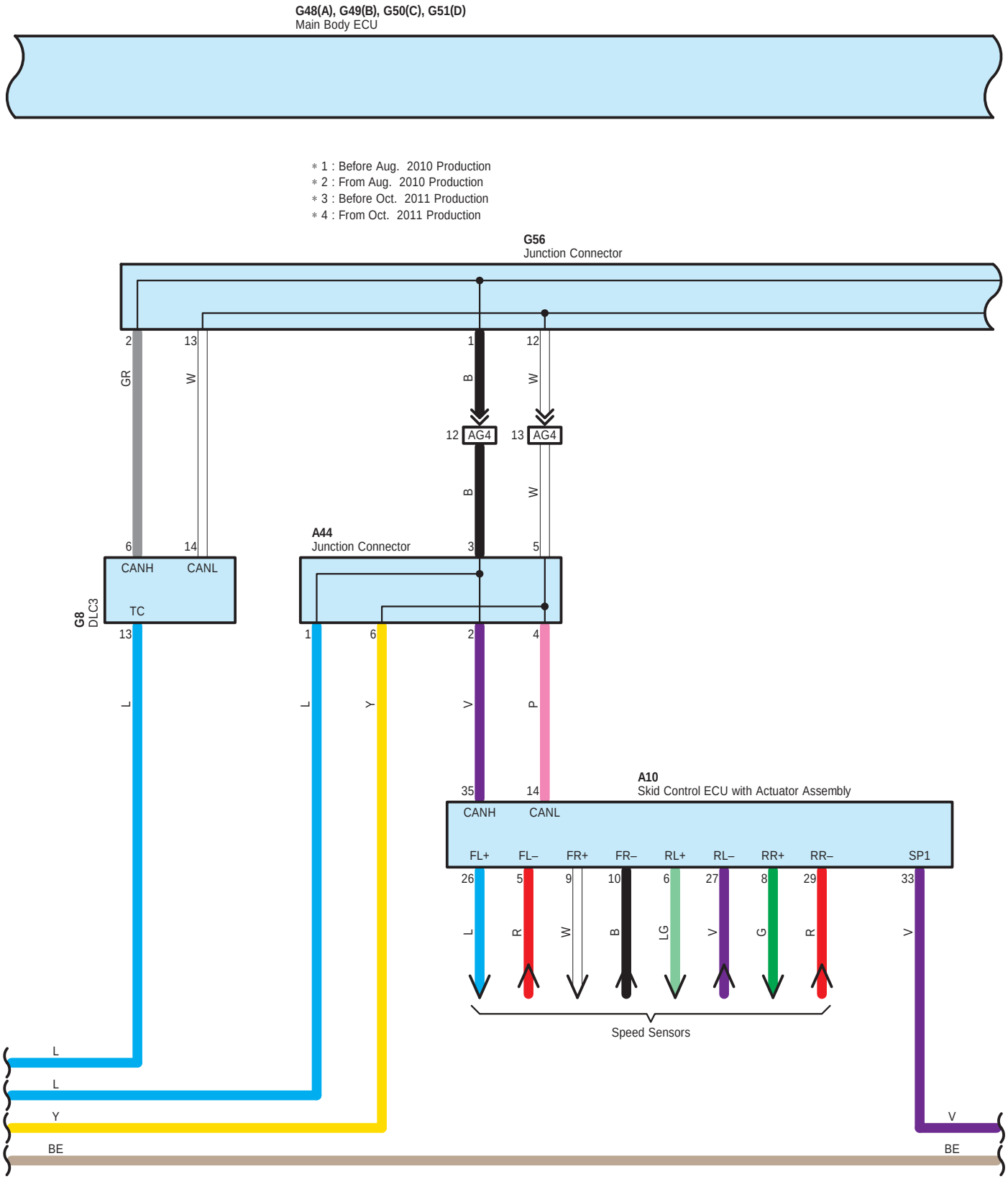
G48(A), G49(B), G50(C), G51(D)
Main Body ECU
* 1 : Before Aug. 2010 Production
* 2 : From Aug. 2010 Production
* 3 : Before Oct. 2011 Production
* 4 : From Oct. 2011 Production
G56
Junction Connector
2
13
1
12
GR
W
B
W
12 AG4
13 AG4
B
W
6
14
3
5
A44
Junction Connector
CANH
CANL
G8
DLC3
TC
13
1
6
2
4
L
L
Y
V
P
35
14
A10
Skid Control ECU with Actuator Assembly
CANH
CANL
FL+
FL–
FR+
FR–
RL+
RL–
RR+
RR–
SP1
26
5
9
10
6
27
8
29
33
L
R
W
B
LG
V
G
R
V
Speed Sensors
L
L
Y
BE
V
BE

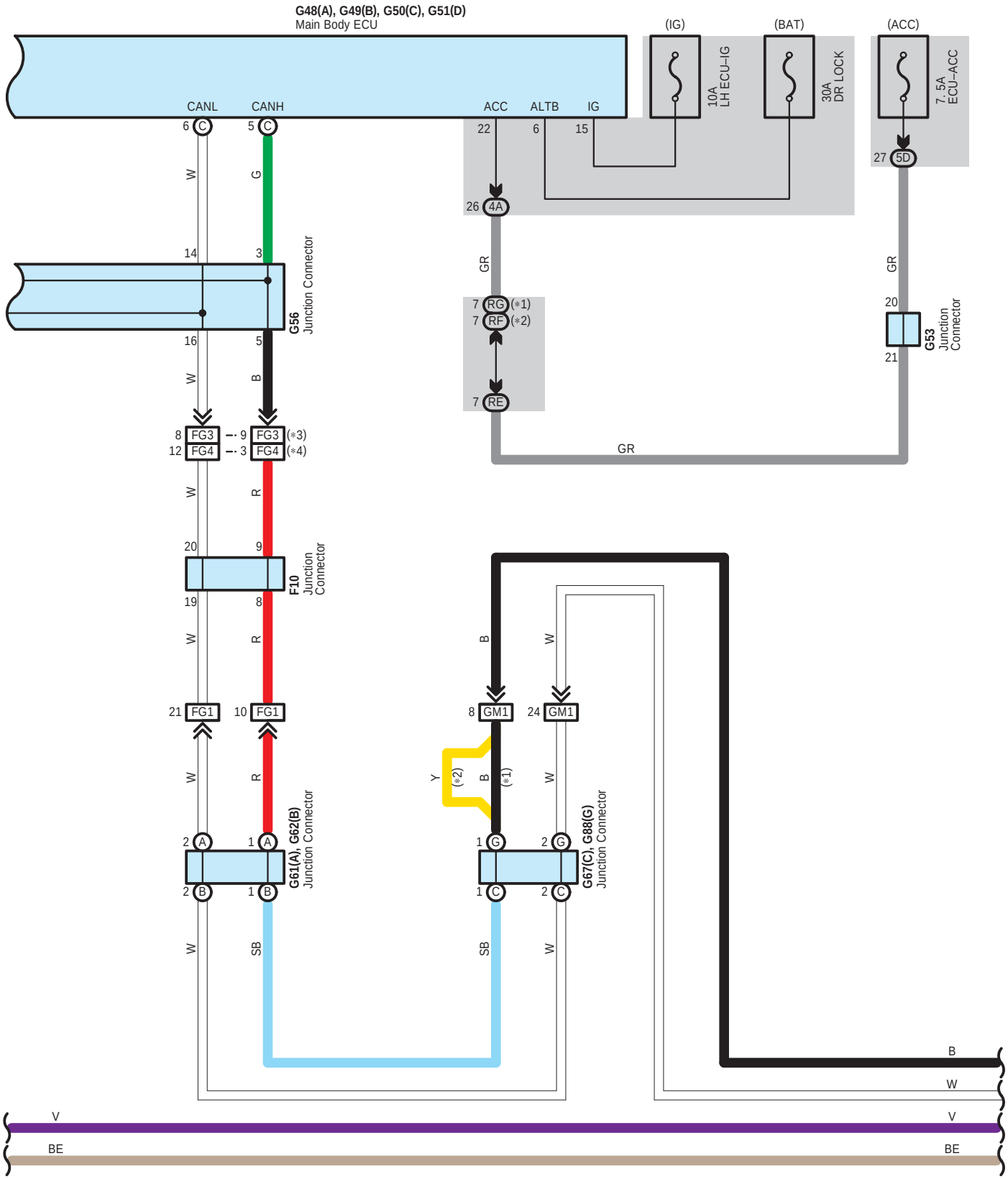
G48(A), G49(B), G50(C), G51(D)
Main Body ECU
CANL
CANH
ACC
ALTB
IG
(IG)
(BAT)
(ACC)
10A
LH ECU-IG
30A
DR LOCK
7.5A
ECU-ACC
G56
Junction Connector
G53
Junction Connector
F10
Junction Connector
G61(A), G62(B)
Junction Connector
G67(C), G88(G)
Junction Connector
FG3
FG4
FG1
GM1
RG
RF
RE
(*1)
(*2)
(*3)
(*4)
W
G
B
R
GR
Y
SB
V
BE

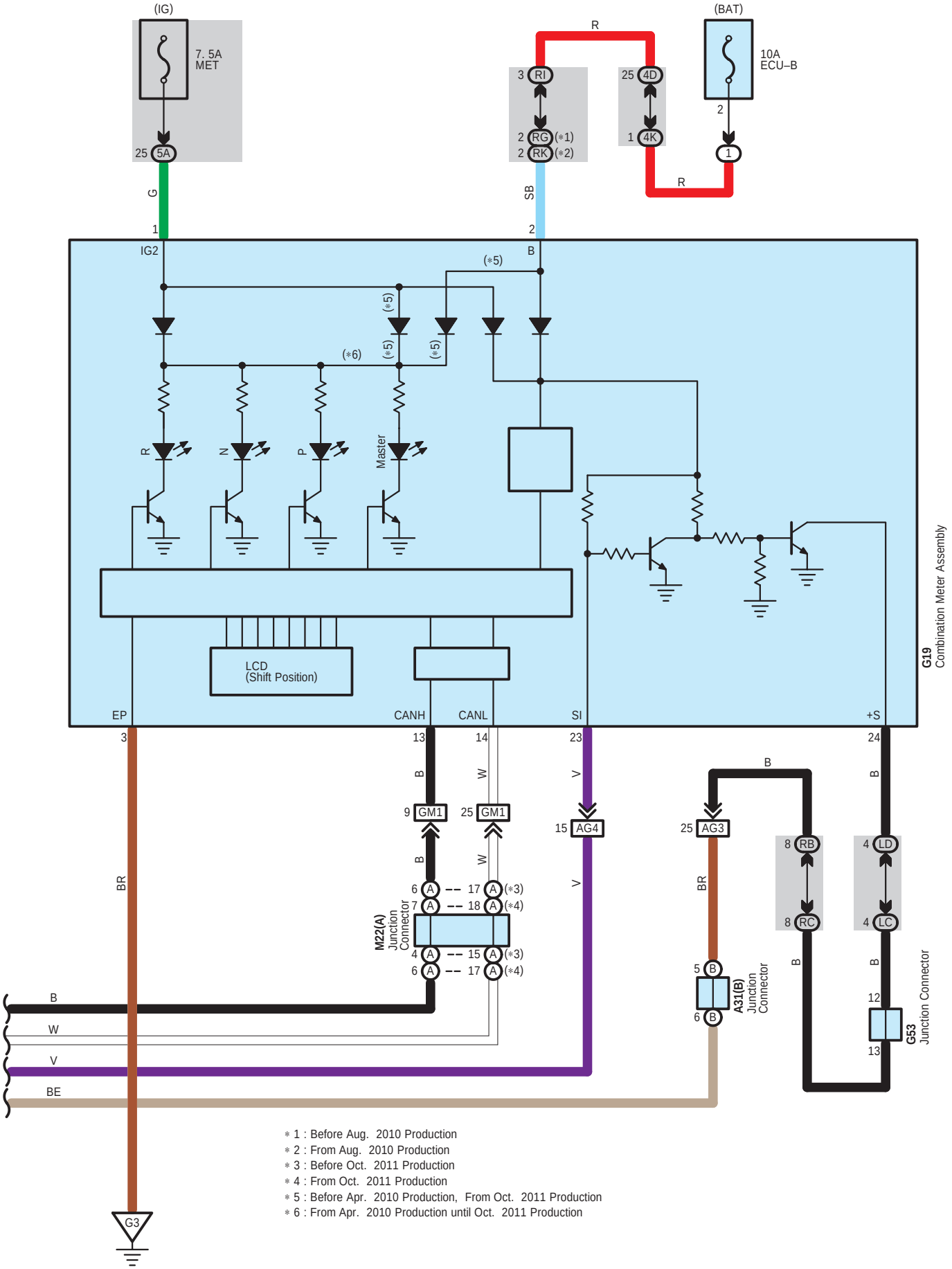

* 1 : Before Aug. 2010 Production
* 2 : From Aug. 2010 Production
* 3 : Before Oct. 2011 Production
* 4 : From Oct. 2011 Production
* 5 : Before Apr. 2010 Production, From Oct. 2011 Production
* 6 : From Apr. 2010 Production until Oct. 2011 Production

A 1
White

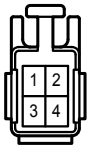

A 3
Black



A 8
Black

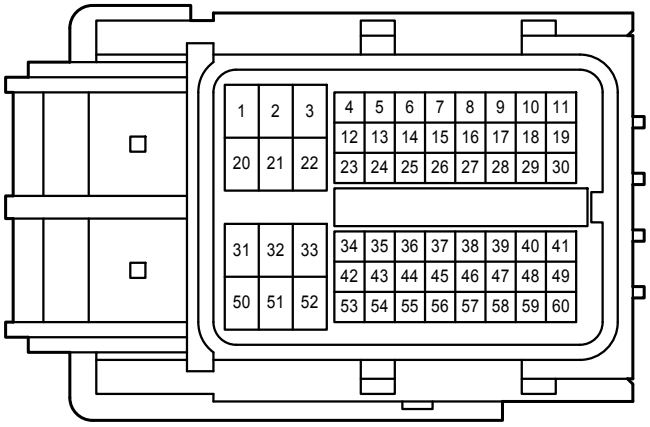

A 10
Black

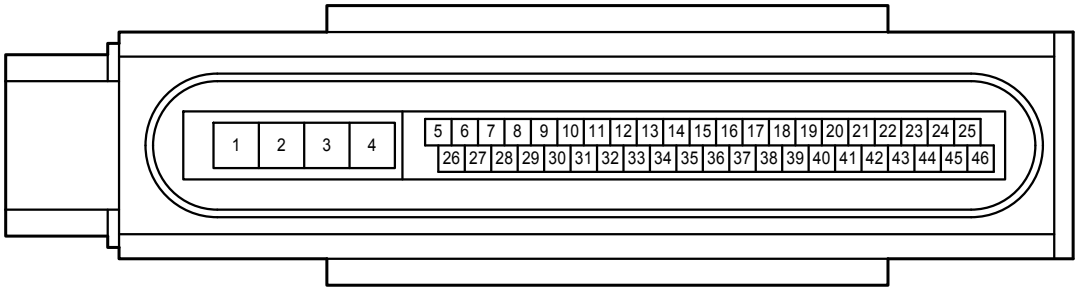

A 30
Black



A 31
Black



A 44
Gray

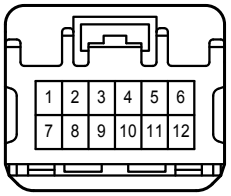

(Before Oct. 2011 Production)

A 44
Black

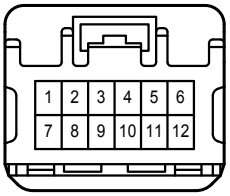

(From Oct. 2011 Production)

A 47
Black

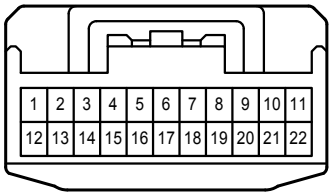

A 48
Black

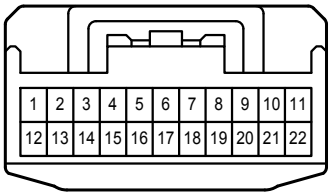

D 2
Black

D 3
Gray

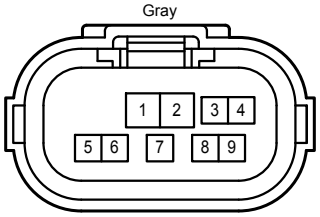

D 6
Black

D 26
Black

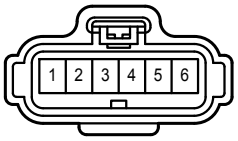

D 41
Black

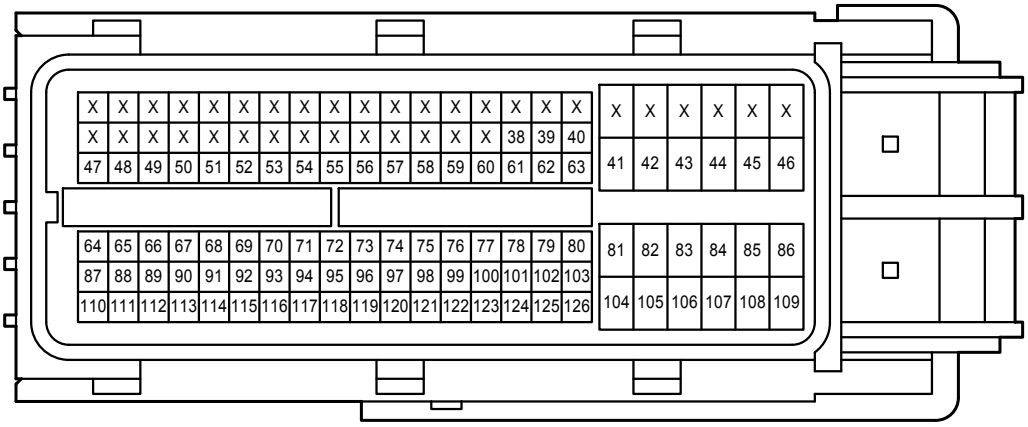

D 43
Black

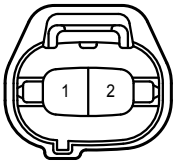

D 51
Gray

D 63
Black

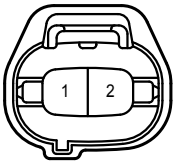

D 65
Black

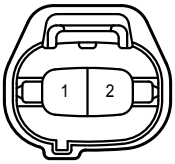

D 66
Gray

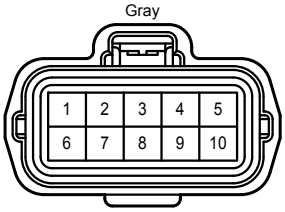

F 10
Black

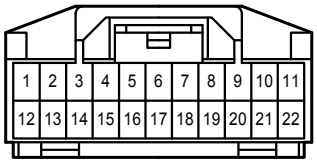

G 2
White

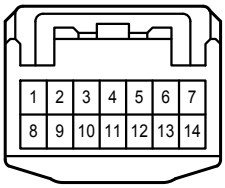

G 8
White

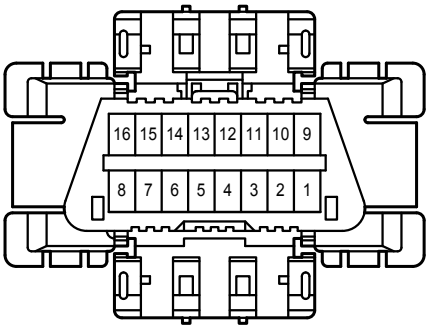

G 19
White

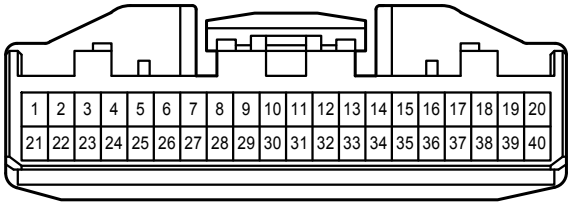

G 48
White

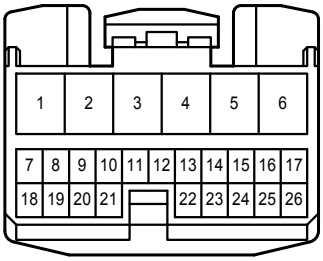

G 49
White

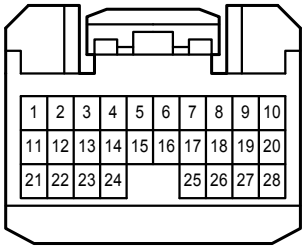

G 50
White

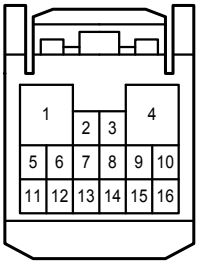

G 51
White

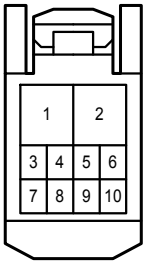

G 52
Gray

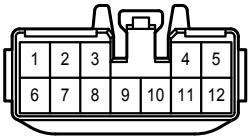

G 53
Black

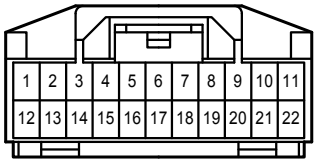

G 56
Gray

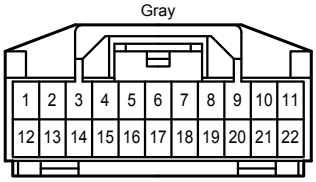

G 61
Brown

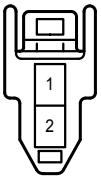

G 62
Brown

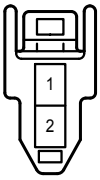

G 67
White

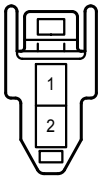

G 74
White

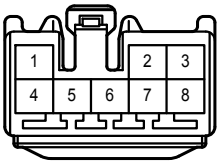

G 88
White

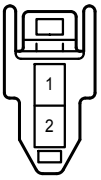

M 22
Black

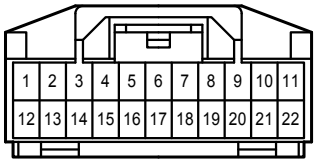

4A
White

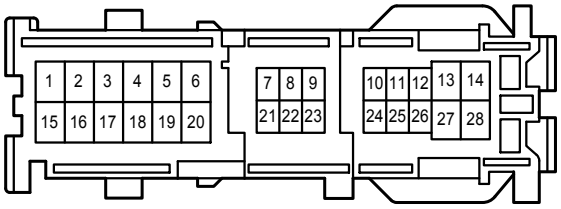

4D
White

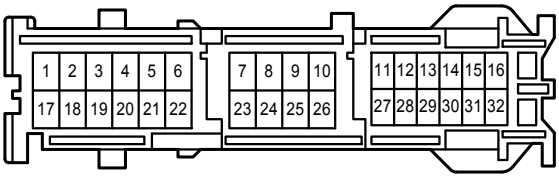

4K
Gray

4L
Gray

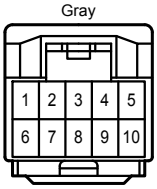

5A
White

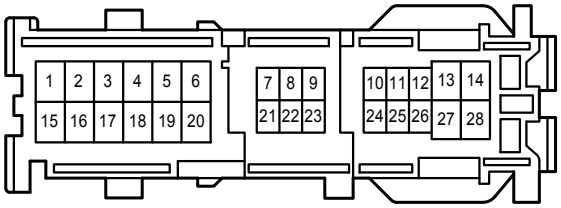

5D
White

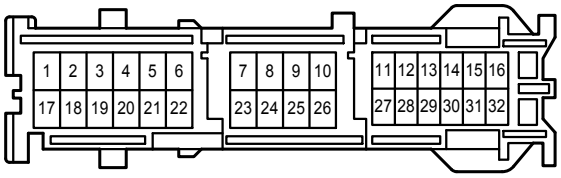

5K
Gray



5L
Gray

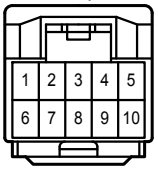

LA
White

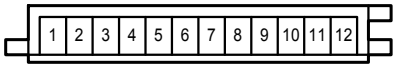

LC
White

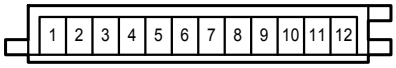

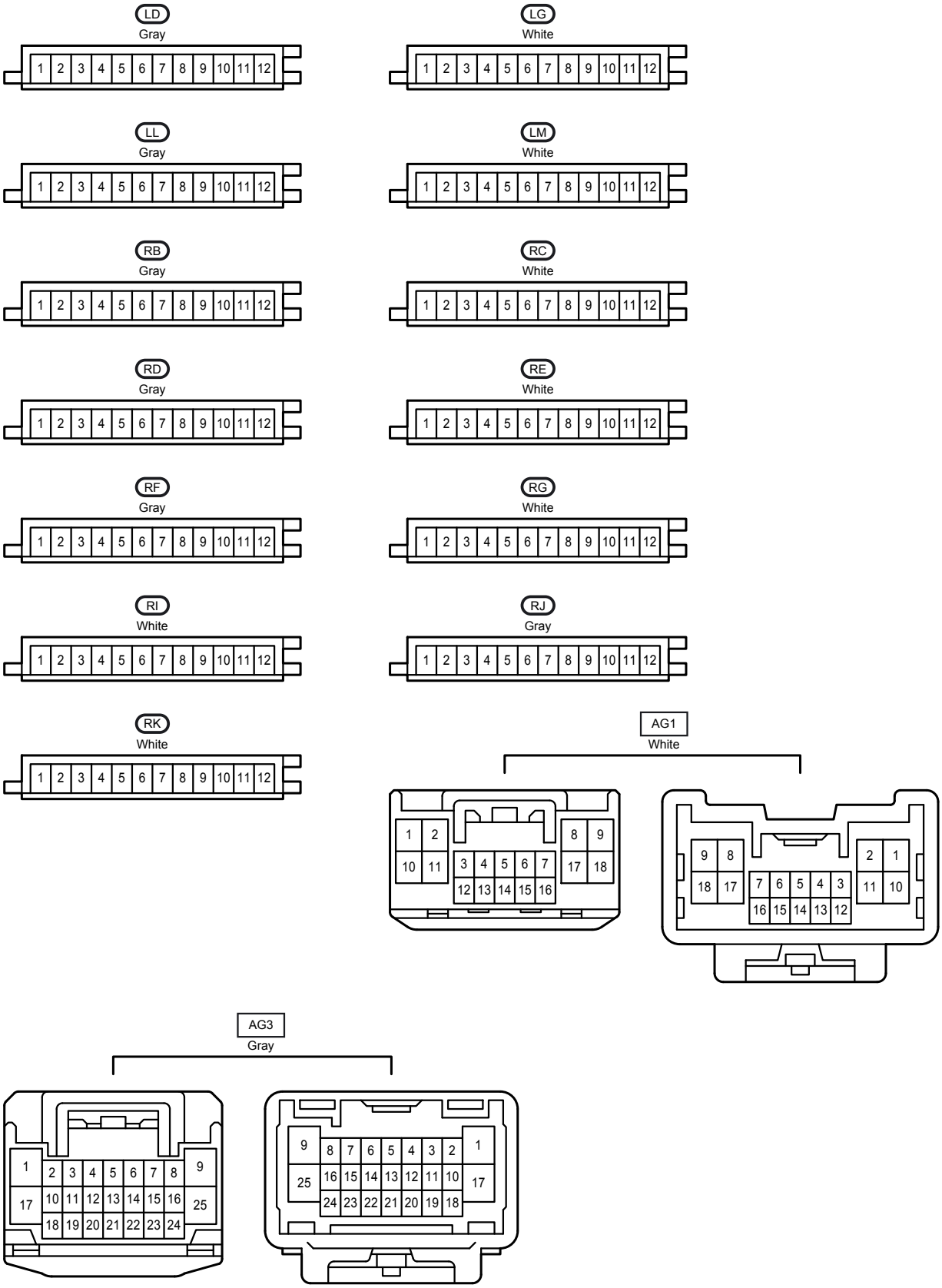
LD
Gray
LG
White
LL
Gray
LM
White
RB
Gray
RC
White
RD
Gray
RE
White
RF
Gray
RG
White
RI
White
RJ
Gray
RK
White
AG1
White
AG3
Gray

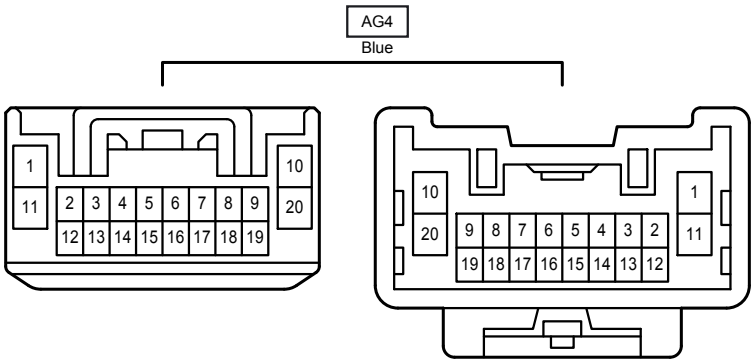
AG4
Blue
1 2 3 4 5 6 7 8 9 10
11 12 13 14 15 16 17 18 19 20
10 9 8 7 6 5 4 3 2 1
20 19 18 17 16 15 14 13 12 11

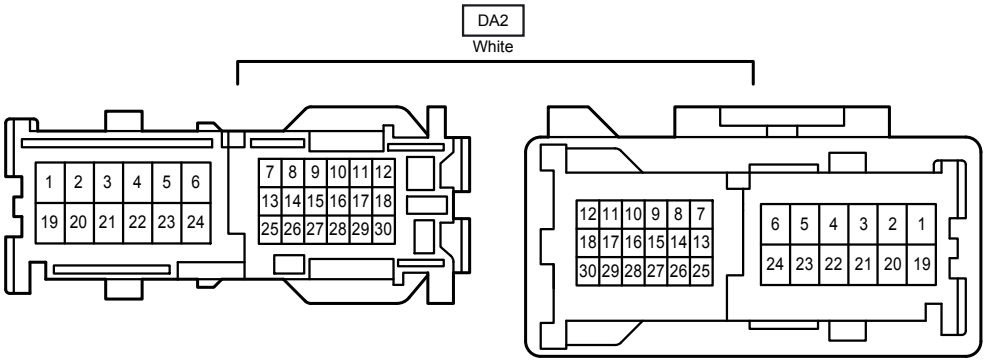
DA2
White
1 2 3 4 5 6 7 8 9 10 11 12
19 20 21 22 23 24 13 14 15 16 17 18
25 26 27 28 29 30
12 11 10 9 8 7 6 5 4 3 2 1
18 17 16 15 14 13 24 23 22 21 20 19
30 29 28 27 26 25

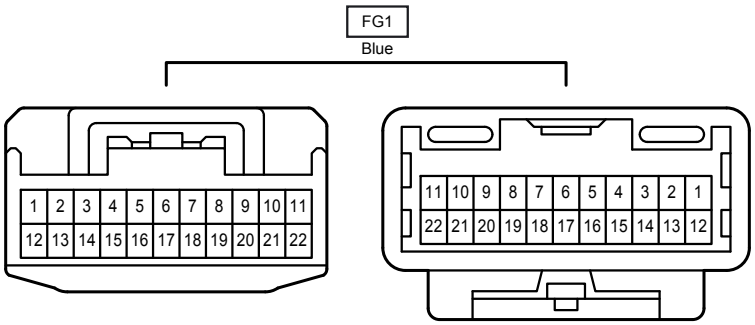
FG1
Blue
1 2 3 4 5 6 7 8 9 10 11
12 13 14 15 16 17 18 19 20 21 22
11 10 9 8 7 6 5 4 3 2 1
22 21 20 19 18 17 16 15 14 13 12

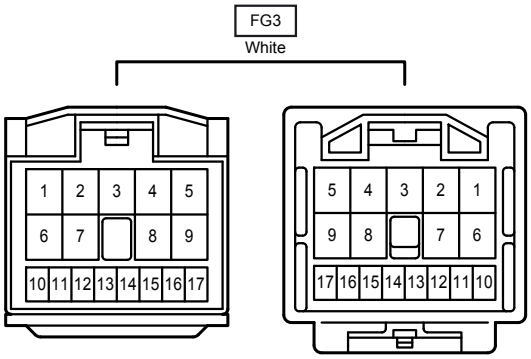
FG3
White
1 2 3 4 5
6 7 8 9
10 11 12 13 14 15 16 17
5 4 3 2 1
9 8 7 6
17 16 15 14 13 12 11 10

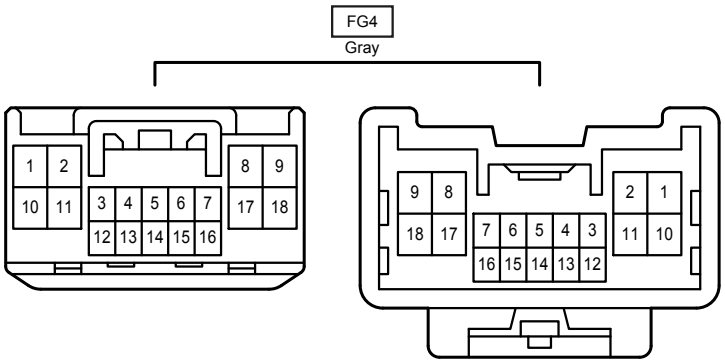
FG4
Gray
1 2
10 11
3 4 5 6 7
12 13 14 15 16
8 9
17 18
9 8
18 17
7 6 5 4 3
16 15 14 13 12
2 1
11 10

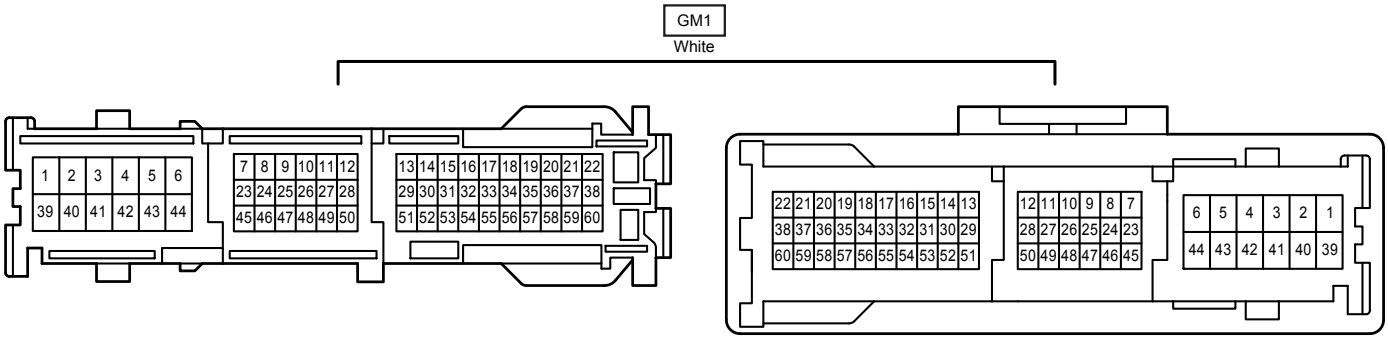
GM1
White
1 2 3 4 5 6
39 40 41 42 43 44
7 8 9 10 11 12
23 24 25 26 27 28
45 46 47 48 49 50
13 14 15 16 17 18 19 20 21 22
29 30 31 32 33 34 35 36 37 38
51 52 53 54 55 56 57 58 59 60
22 21 20 19 18 17 16 15 14 13
38 37 36 35 34 33 32 31 30 29
60 59 58 57 56 55 54 53 52 51
12 11 10 9 8 7
28 27 26 25 24 23
50 49 48 47 46 45
6 5 4 3 2 1
44 43 42 41 40 39