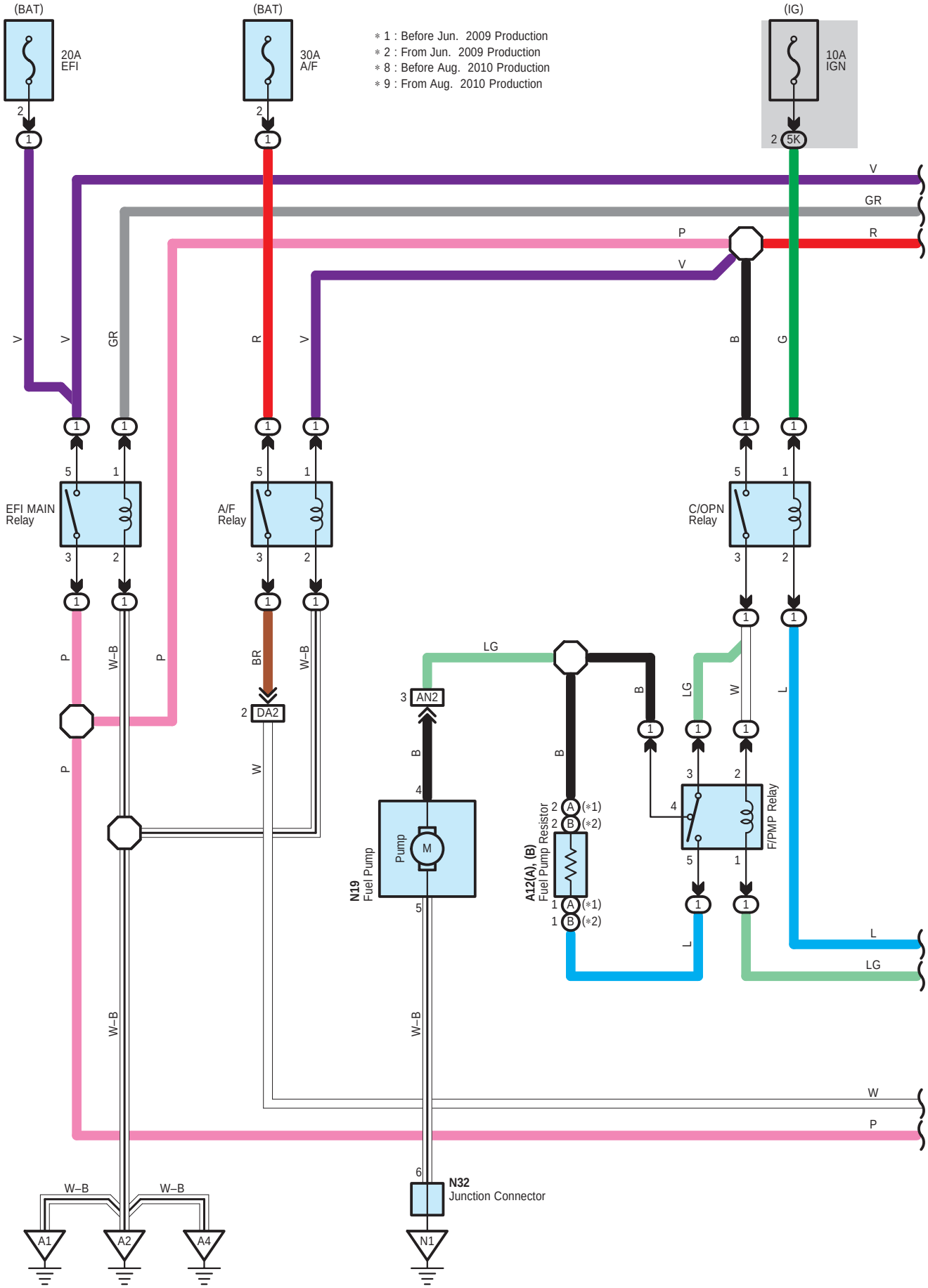
(BAT)
20A
EFI
(BAT)
30A
A/F
(IG)
10A
IGN
∗1 : Before Jun. 2009 Production
∗2 : From Jun. 2009 Production
∗8 : Before Aug. 2010 Production
∗9 : From Aug. 2010 Production
EFI MAIN Relay
A/F Relay
C/OPN Relay
F/PMP Relay
N19 Fuel Pump
Pump
A12(A), (B) Fuel Pump Resistor
N32 Junction Connector
AN2
DA2
5K
A1
A2
A4
N1
V
GR
P
R
B
G
LG
W
L
BR
W–B

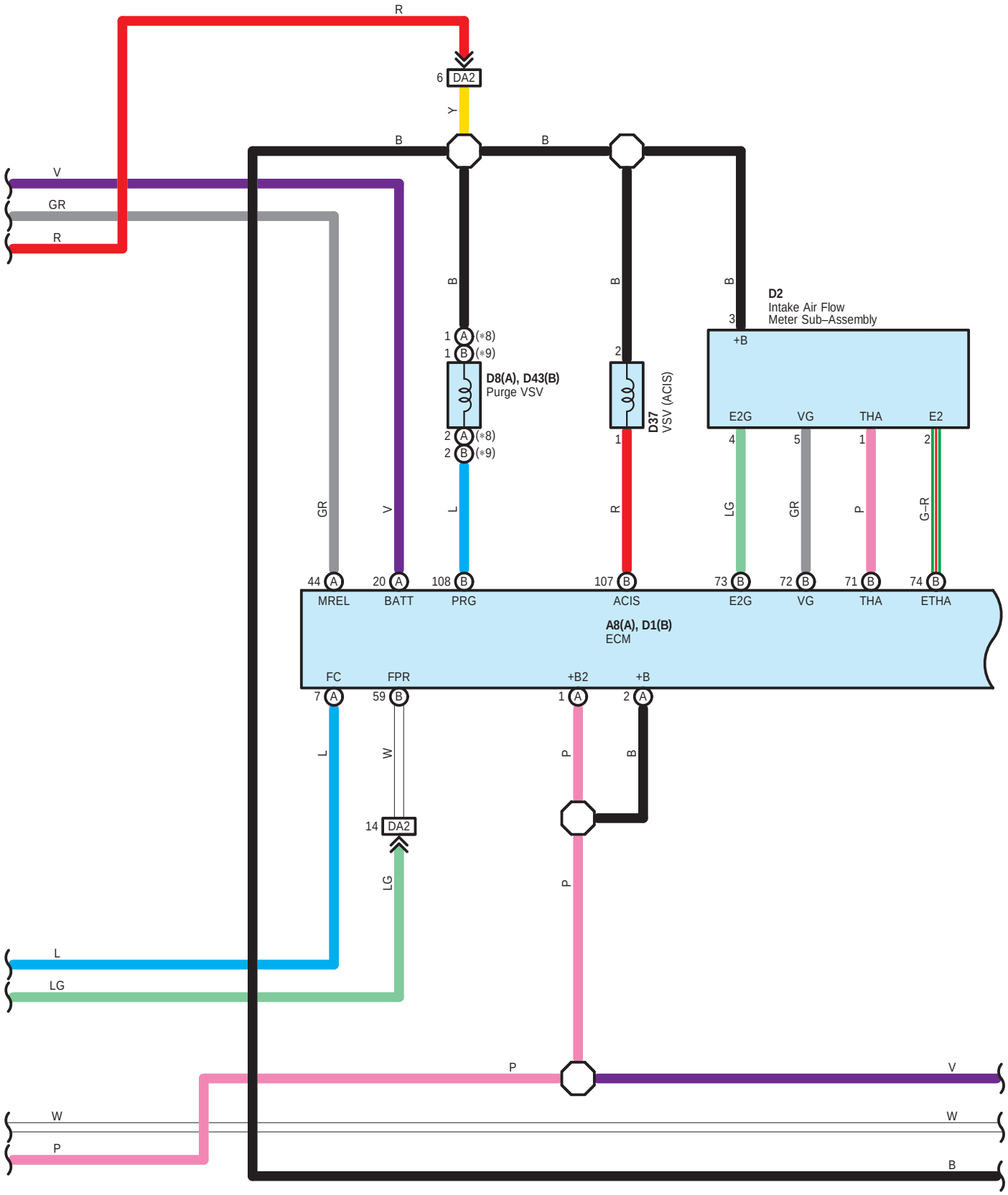
R
6 DA2
Y
B
B
V
GR
R
B
B
B
D2
Intake Air Flow
Meter Sub–Assembly
3
+B
1 A (*8)
1 B (*9)
D8(A), D43(B)
Purge VSV
2 A (*8)
2 B (*9)
2
D37
VSV (ACIS)
1
E2G
VG
THA
E2
4
5
1
2
GR
V
L
R
LG
GR
P
G–R
44 A
20 A
108 B
107 B
73 B
72 B
71 B
74 B
MREL
BATT
PRG
ACIS
E2G
VG
THA
ETHA
A8(A), D1(B)
ECM
FC
FPR
+B2
+B
7 A
59 B
1 A
2 A
L
W
P
B
14 DA2
LG
P
L
LG
P
V
W
W
P
B

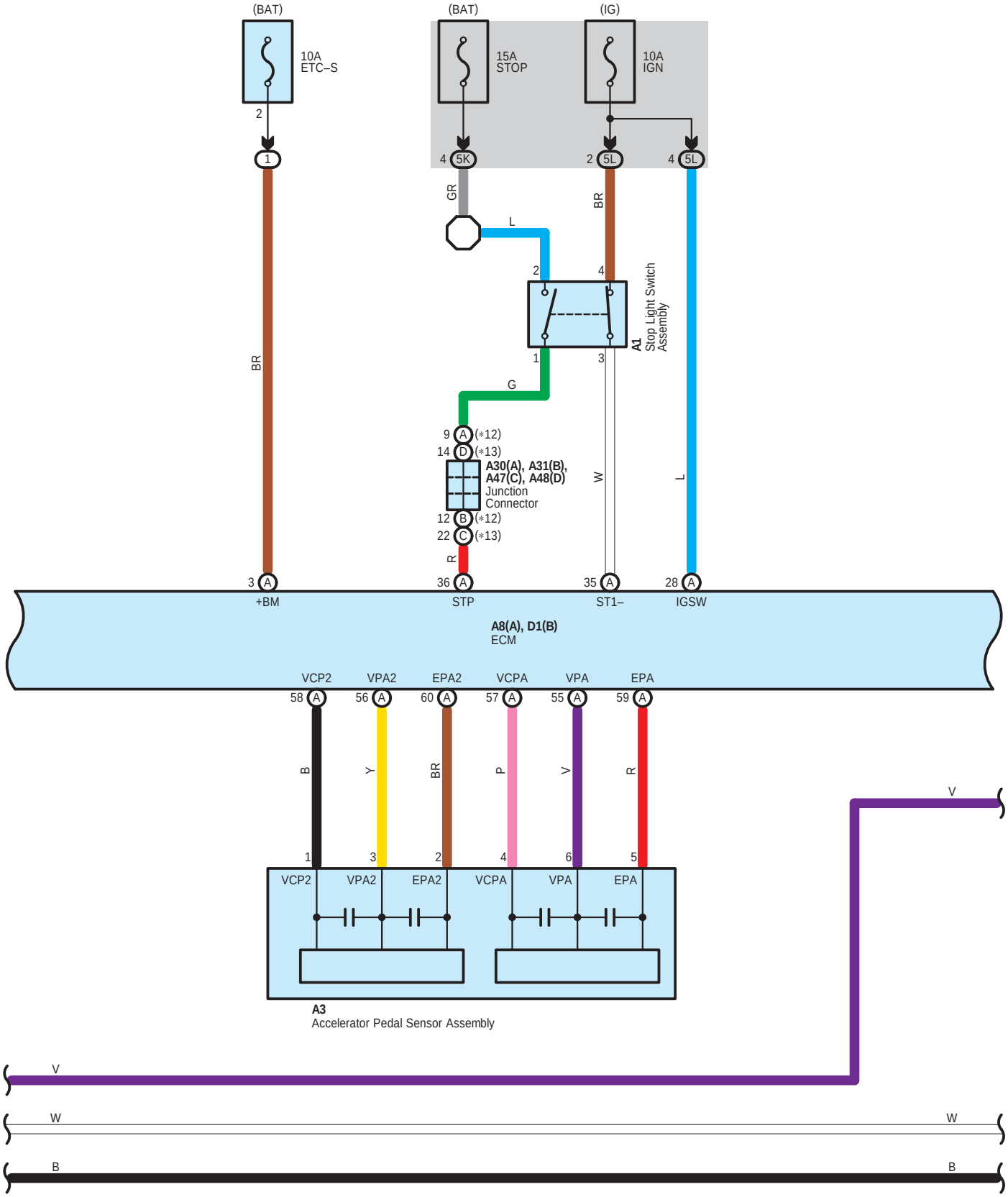
(BAT)
10A
ETC–S
(BAT)
15A
STOP
(IG)
10A
IGN
2
1
4 5K
2 5L
4 5L
GR
BR
L
2
4
1
3
A1
Stop Light Switch
Assembly
BR
G
9 A (*12)
14 D (*13)
A30(A), A31(B),
A47(C), A48(D)
Junction
Connector
12 B (*12)
22 C (*13)
W
L
R
3 A
+BM
36 A
STP
35 A
ST1–
28 A
IGSW
A8(A), D1(B)
ECM
VCP2
VPA2
EPA2
VCPA
VPA
EPA
58 A
56 A
60 A
57 A
55 A
59 A
B
Y
BR
P
V
R
1
3
2
4
6
5
VCP2
VPA2
EPA2
VCPA
VPA
EPA
A3
Accelerator Pedal Sensor Assembly
V
V
W
W
B
B

*12 : Before Oct. 2011 Production
*13 : From Oct. 2011 Production

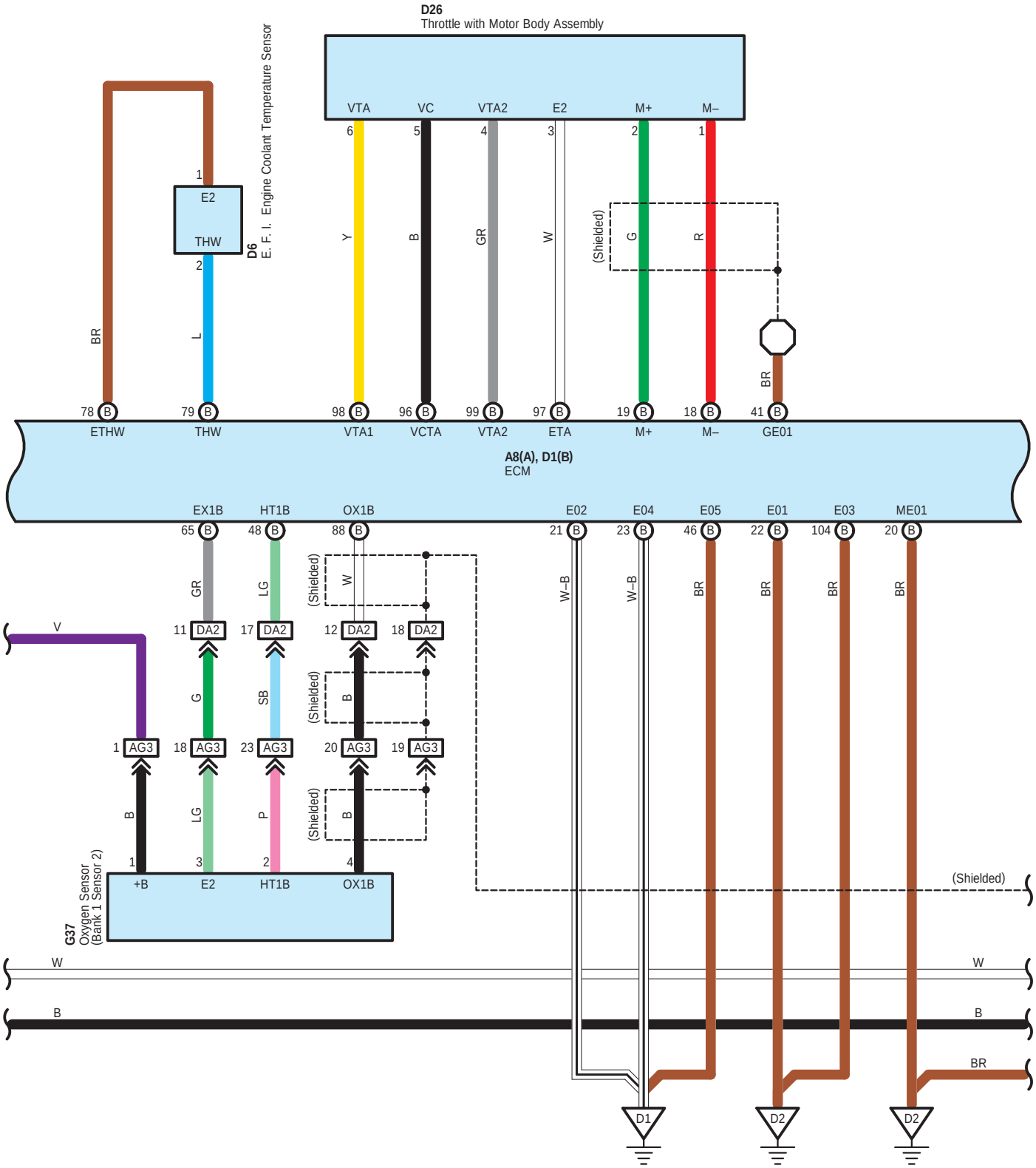

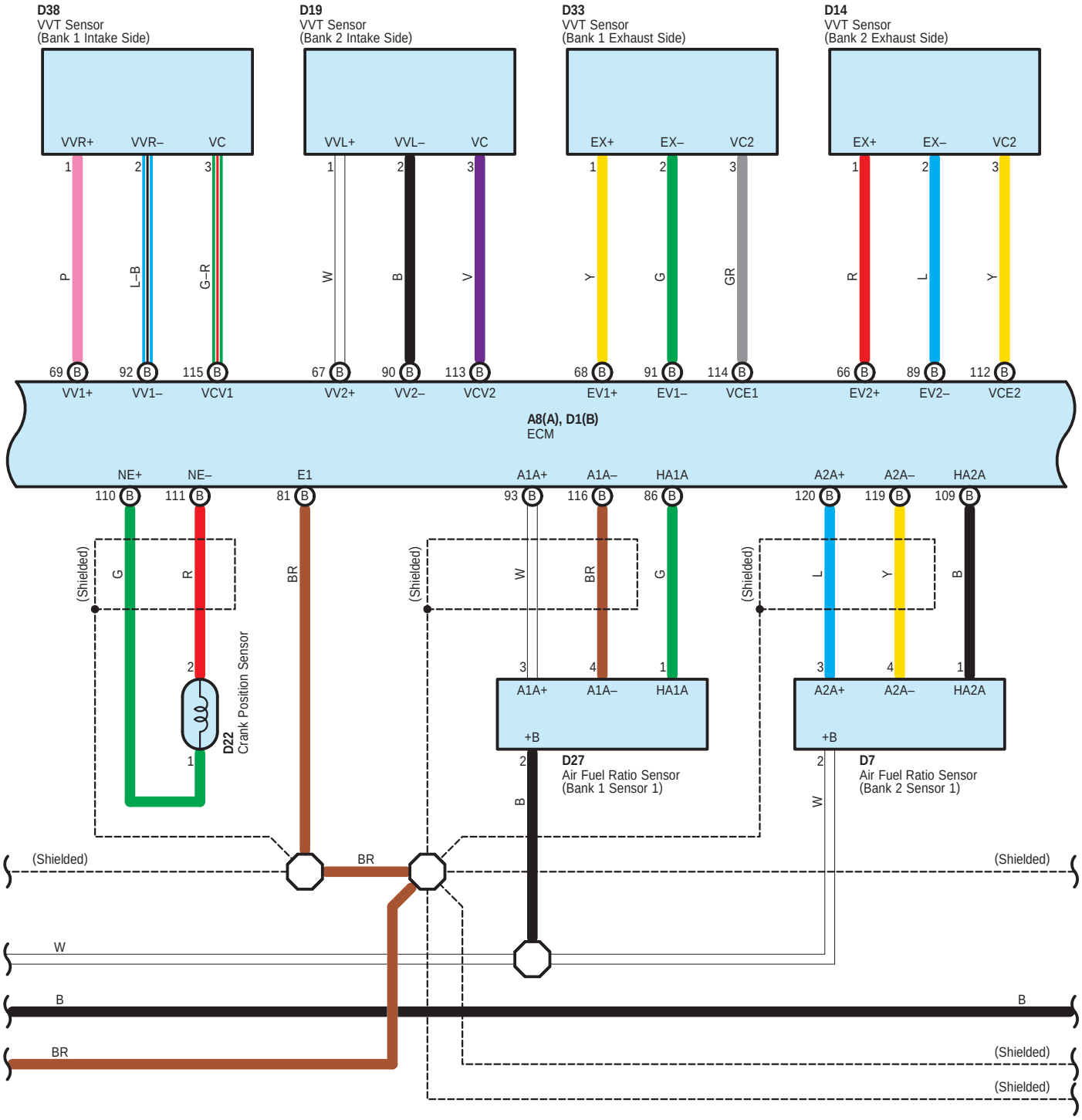
D38
VVT Sensor
(Bank 1 Intake Side)
VVR+
VVR–
VC
D19
VVT Sensor
(Bank 2 Intake Side)
VVL+
VVL–
VC
D33
VVT Sensor
(Bank 1 Exhaust Side)
EX+
EX–
VC2
D14
VVT Sensor
(Bank 2 Exhaust Side)
EX+
EX–
VC2
P
L–B
G–R
W
B
V
Y
G
GR
R
L
Y
69 B
92 B
115 B
67 B
90 B
113 B
68 B
91 B
114 B
66 B
89 B
112 B
VV1+
VV1–
VCV1
VV2+
VV2–
VCV2
EV1+
EV1–
VCE1
EV2+
EV2–
VCE2
A8(A), D1(B)
ECM
NE+
NE–
E1
A1A+
A1A–
HA1A
A2A+
A2A–
HA2A
110 B
111 B
81 B
93 B
116 B
86 B
120 B
119 B
109 B
(Shielded)
G
R
BR
(Shielded)
W
BR
G
(Shielded)
L
Y
B
D22
Crank Position Sensor
D27
Air Fuel Ratio Sensor
(Bank 1 Sensor 1)
+B
D7
Air Fuel Ratio Sensor
(Bank 2 Sensor 1)
+B
(Shielded)
BR
(Shielded)
W
B
B
BR
(Shielded)
(Shielded)

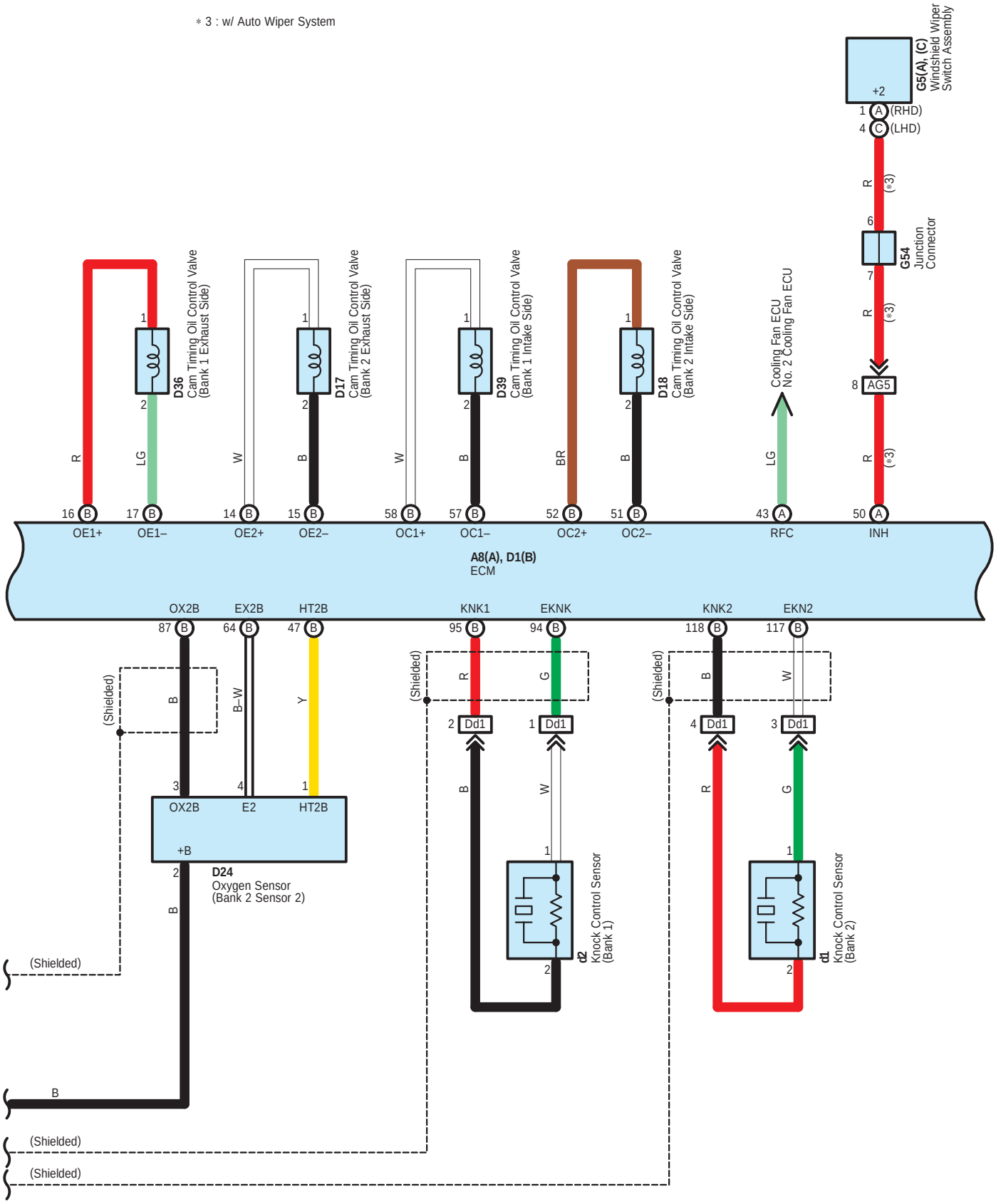
* 3 : w/ Auto Wiper System
G5(A), (C)
Windshield Wiper
Switch Assembly
+2
1 A (RHD)
4 C (LHD)
R
(*3)
6
G54
Junction
Connector
7
R
(*3)
8 AG5
R
(*3)
D36
Cam Timing Oil Control Valve
(Bank 1 Exhaust Side)
D17
Cam Timing Oil Control Valve
(Bank 2 Exhaust Side)
D39
Cam Timing Oil Control Valve
(Bank 1 Intake Side)
D18
Cam Timing Oil Control Valve
(Bank 2 Intake Side)
Cooling Fan ECU
No. 2 Cooling Fan ECU
R
LG
W
B
W
B
BR
B
LG
16 B
17 B
14 B
15 B
58 B
57 B
52 B
51 B
43 A
50 A
OE1+
OE1–
OE2+
OE2–
OC1+
OC1–
OC2+
OC2–
RFC
INH
A8(A), D1(B)
ECM
OX2B
EX2B
HT2B
KNK1
EKNK
KNK2
EKN2
87 B
64 B
47 B
95 B
94 B
118 B
117 B
(Shielded)
B
B–W
Y
(Shielded)
R
G
(Shielded)
B
W
2 Dd1
1 Dd1
4 Dd1
3 Dd1
B
W
R
G
3
4
1
OX2B
E2
HT2B
+B
2
D24
Oxygen Sensor
(Bank 2 Sensor 2)
B
1
2
d2
Knock Control Sensor
(Bank 1)
1
2
d1
Knock Control Sensor
(Bank 2)
(Shielded)
B
(Shielded)
(Shielded)

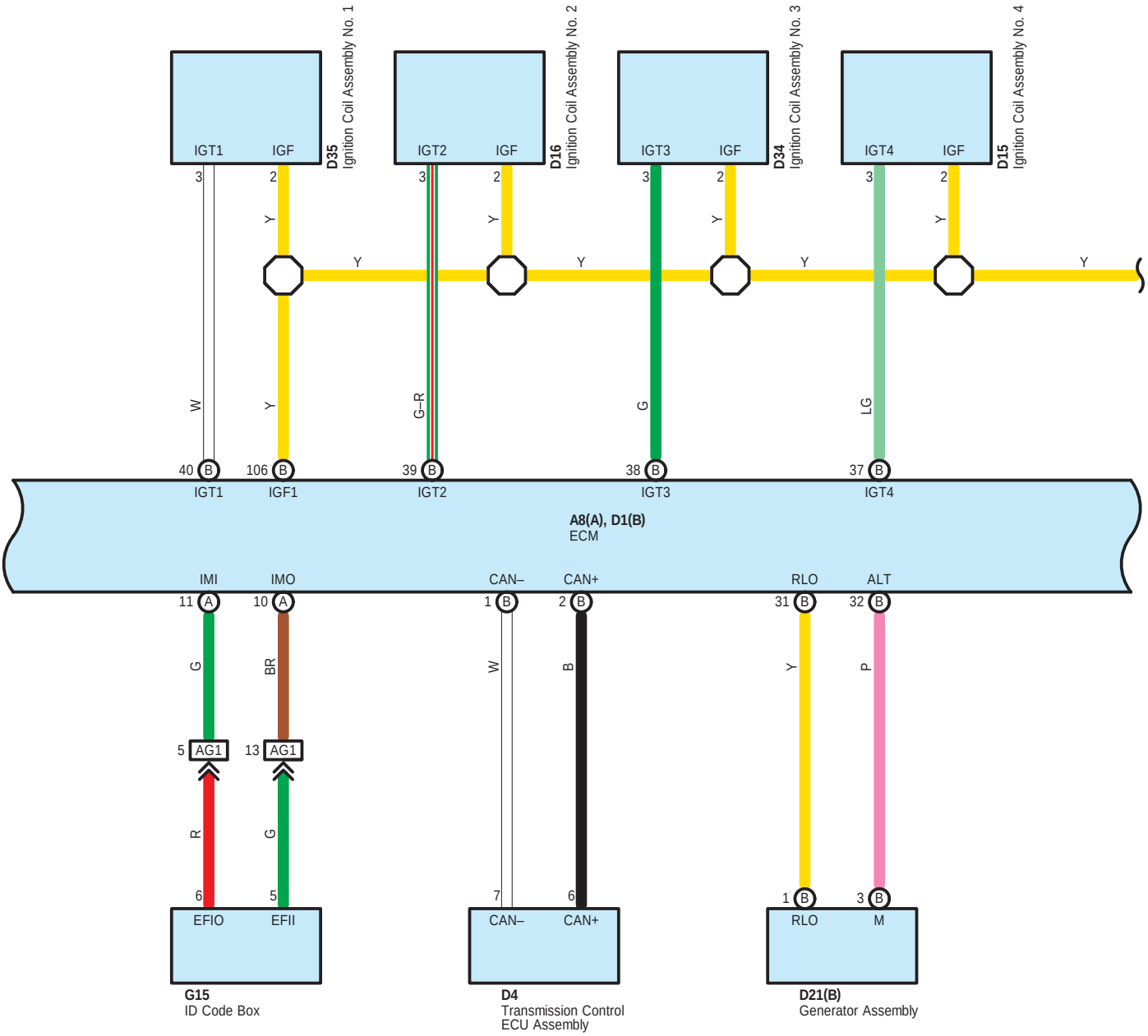
D35
Ignition Coil Assembly No. 1
IGT1
IGF
D16
Ignition Coil Assembly No. 2
IGT2
IGF
D34
Ignition Coil Assembly No. 3
IGT3
IGF
D15
Ignition Coil Assembly No. 4
IGT4
IGF
3
2
Y
W
G-R
G
LG
40 B
106 B
39 B
38 B
37 B
IGT1
IGF1
IGT2
IGT3
IGT4
A8(A), D1(B)
ECM
IMI
IMO
CAN–
CAN+
RLO
ALT
11 A
10 A
1 B
2 B
31 B
32 B
BR
B
P
5 AG1
13 AG1
R
6
5
7
1 B
3 B
EFIO
EFII
RLO
M
G15
ID Code Box
D4
Transmission Control
ECU Assembly
D21(B)
Generator Assembly

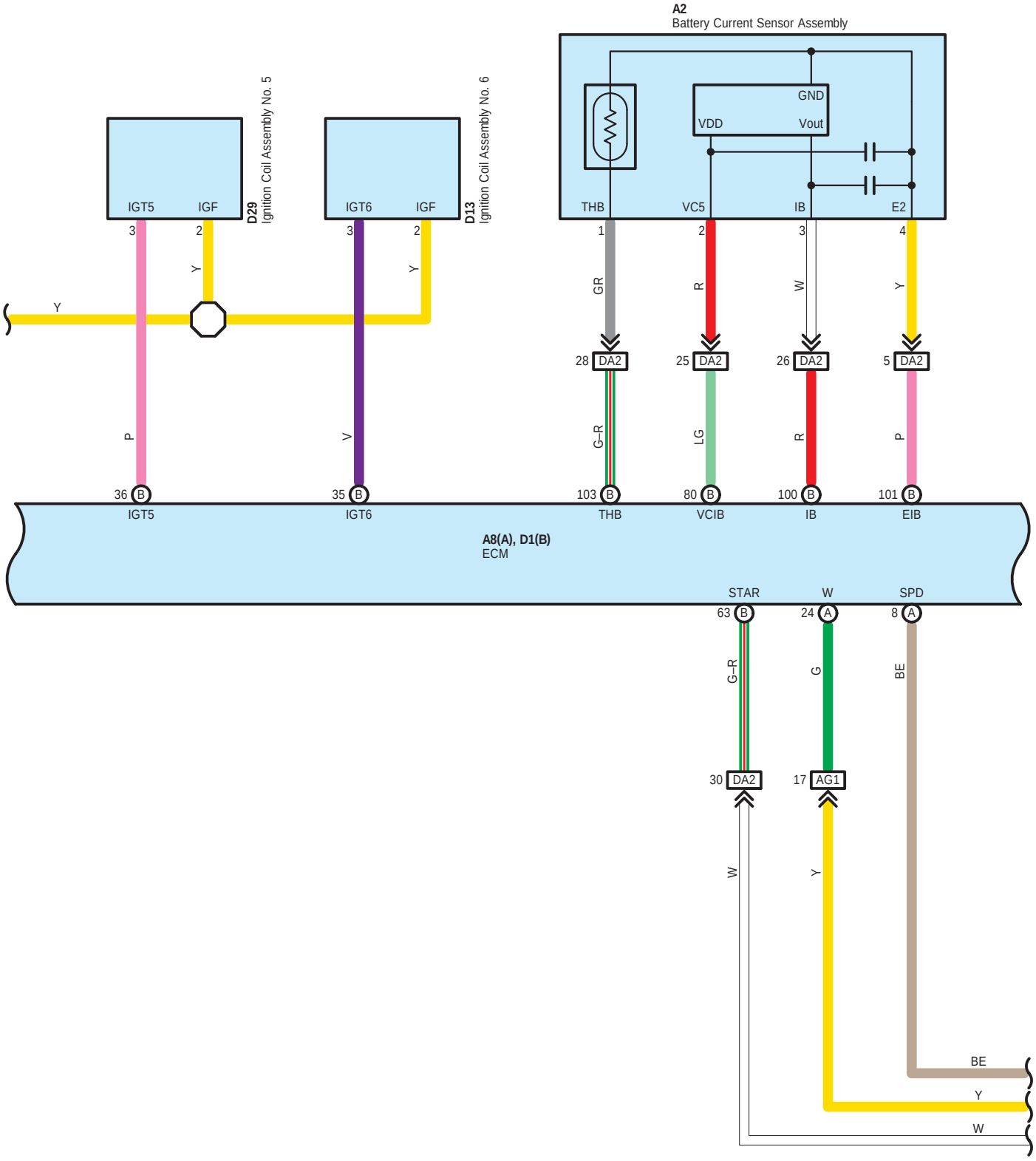
A2
Battery Current Sensor Assembly
GND
VDD
Vout
THB
VC5
IB
E2
D29
Ignition Coil Assembly No. 5
IGT5
IGF
D13
Ignition Coil Assembly No. 6
IGT6
IGF
3
2
1
4
Y
GR
R
W
P
V
G-R
LG
28 DA2
25 DA2
26 DA2
5 DA2
36 B
35 B
103 B
80 B
100 B
101 B
IGT5
IGT6
THB
VCIB
IB
EIB
A8(A), D1(B)
ECM
STAR
W
SPD
63 B
24 A
8 A
G
BE
30 DA2
17 AG1

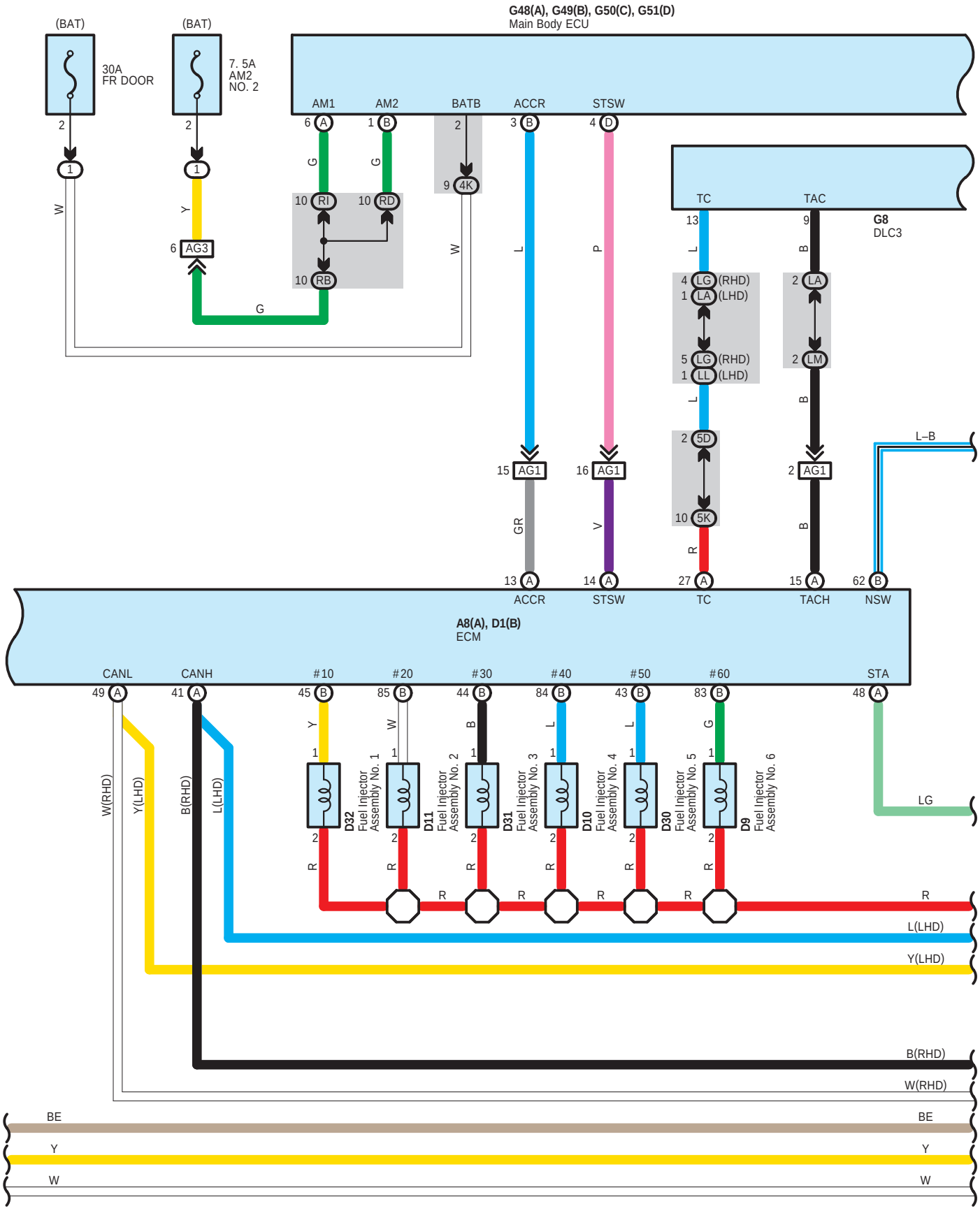
G48(A), G49(B), G50(C), G51(D)
Main Body ECU
(BAT)
30A
FR DOOR
(BAT)
7. 5A
AM2
NO. 2
AM1
AM2
BATB
ACCR
STSW
TC
TAC
G8
DLC3
(RHD)
(LHD)
AG3
AG1
ACCR
STSW
TC
TACH
NSW
L–B
A8(A), D1(B)
ECM
CANL
CANH
#10
#20
#30
#40
#50
#60
STA
D32 Fuel Injector Assembly No. 1
D11 Fuel Injector Assembly No. 2
D31 Fuel Injector Assembly No. 3
D10 Fuel Injector Assembly No. 4
D30 Fuel Injector Assembly No. 5
D9 Fuel Injector Assembly No. 6
W(RHD)
Y(LHD)
B(RHD)
L(LHD)
LG
R
L(LHD)
Y(LHD)
B(RHD)
W(RHD)
BE
Y
W

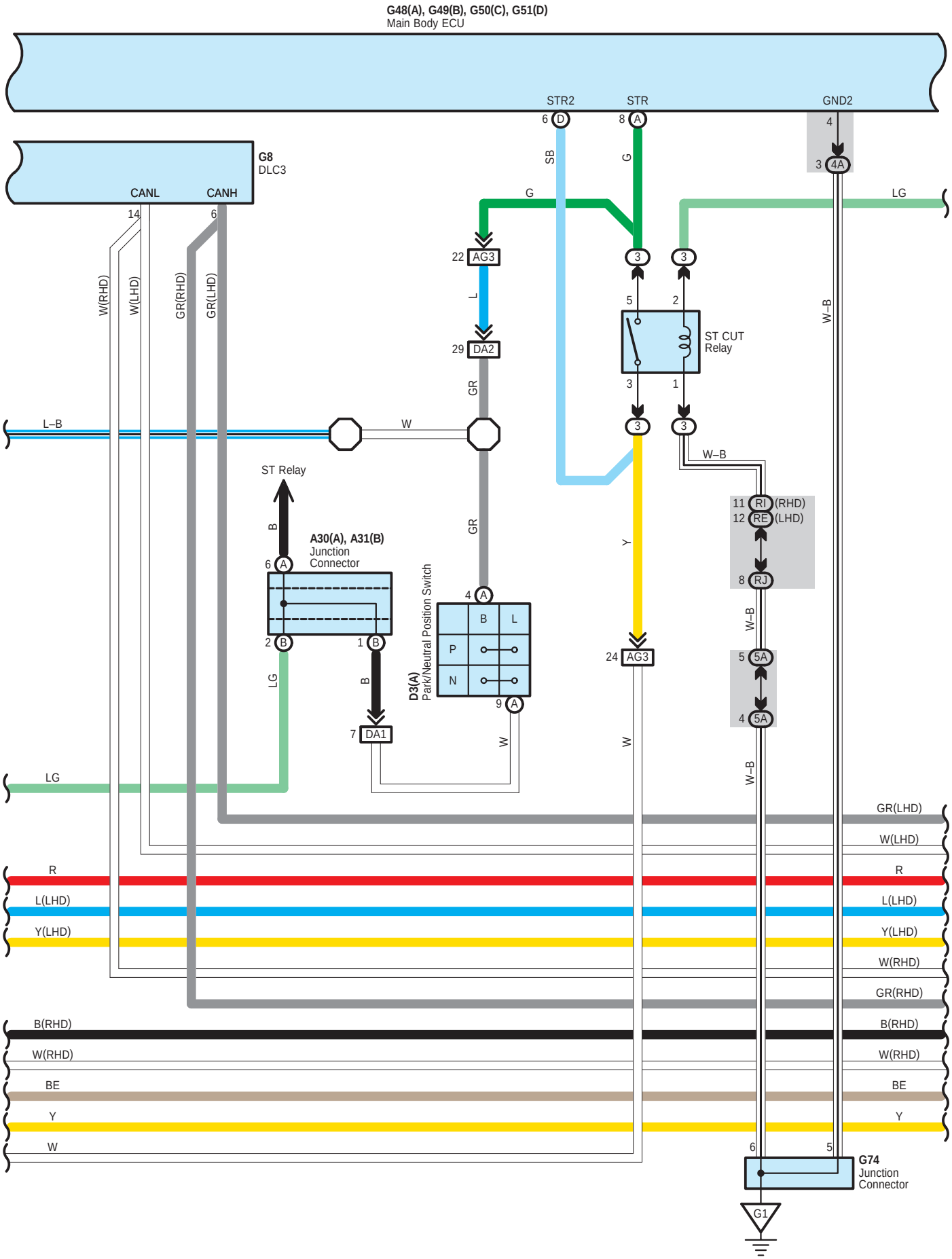
G48(A), G49(B), G50(C), G51(D)
Main Body ECU
STR2
STR
GND2
G8
DLC3
CANL
CANH
ST CUT
Relay
ST Relay
A30(A), A31(B)
Junction
Connector
D3(A)
Park/Neutral Position Switch
G74
Junction
Connector
G1
W(RHD)
W(LHD)
GR(RHD)
GR(LHD)
L–B
W
LG
GR
L
SB
G
Y
W–B
B
R
L(LHD)
Y(LHD)
B(RHD)
BE
(RHD)
(LHD)

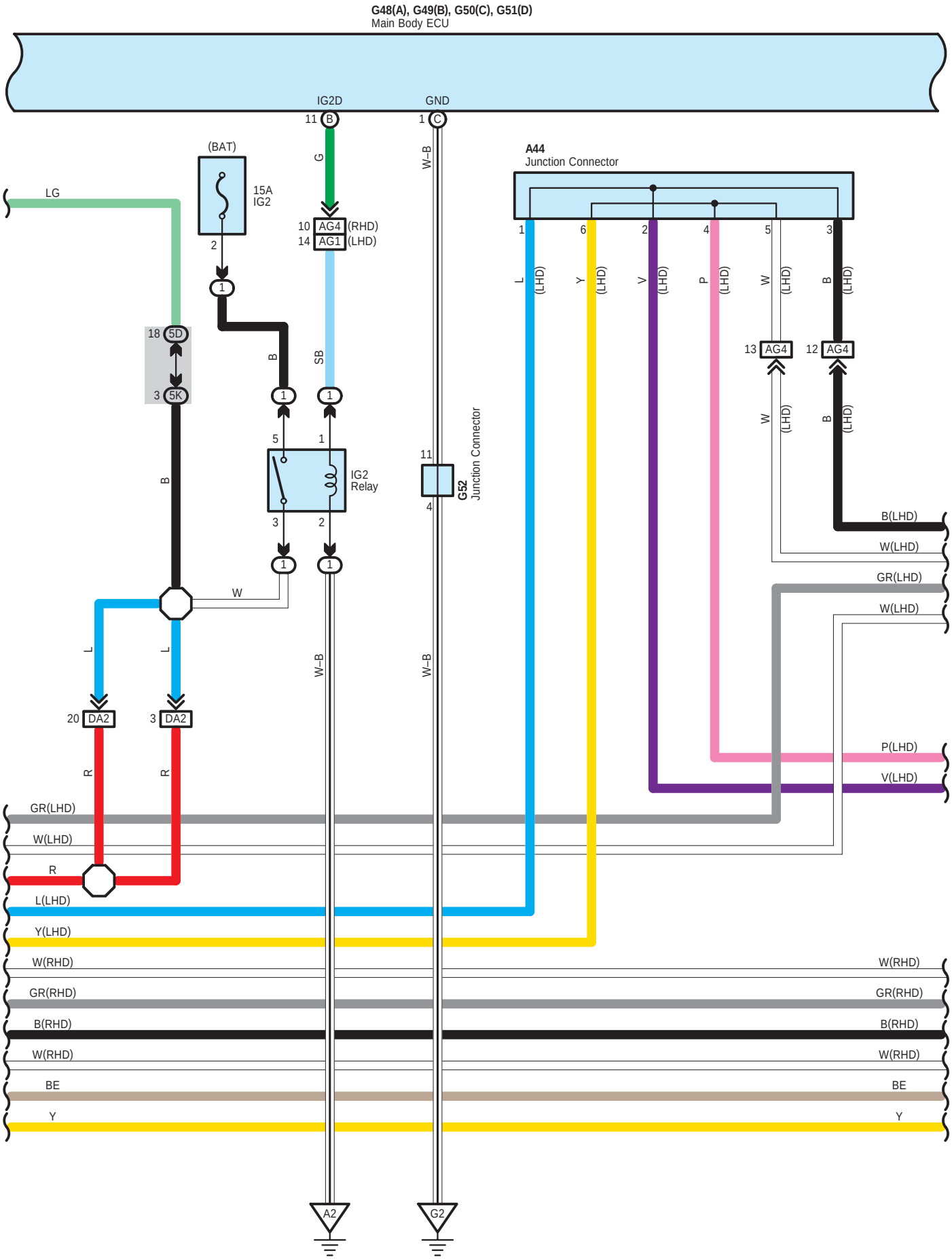
G48(A), G49(B), G50(C), G51(D)
Main Body ECU
IG2D
GND
11 B
1 C
(BAT)
15A
IG2
LG
2
1
G
W–B
10 AG4 (RHD)
14 AG1 (LHD)
A44
Junction Connector
1
6
2
4
5
3
L (LHD)
Y (LHD)
V (LHD)
P (LHD)
W (LHD)
B (LHD)
13 AG4
12 AG4
18 5D
3 5K
B
SB
5
1
IG2
Relay
3
2
11
4
G52
Junction Connector
B(LHD)
W(LHD)
GR(LHD)
W(LHD)
W
L
L
W–B
W–B
20 DA2
3 DA2
R
R
P(LHD)
V(LHD)
GR(LHD)
W(LHD)
R
L(LHD)
Y(LHD)
W(RHD)
GR(RHD)
B(RHD)
W(RHD)
BE
Y
A2
G2

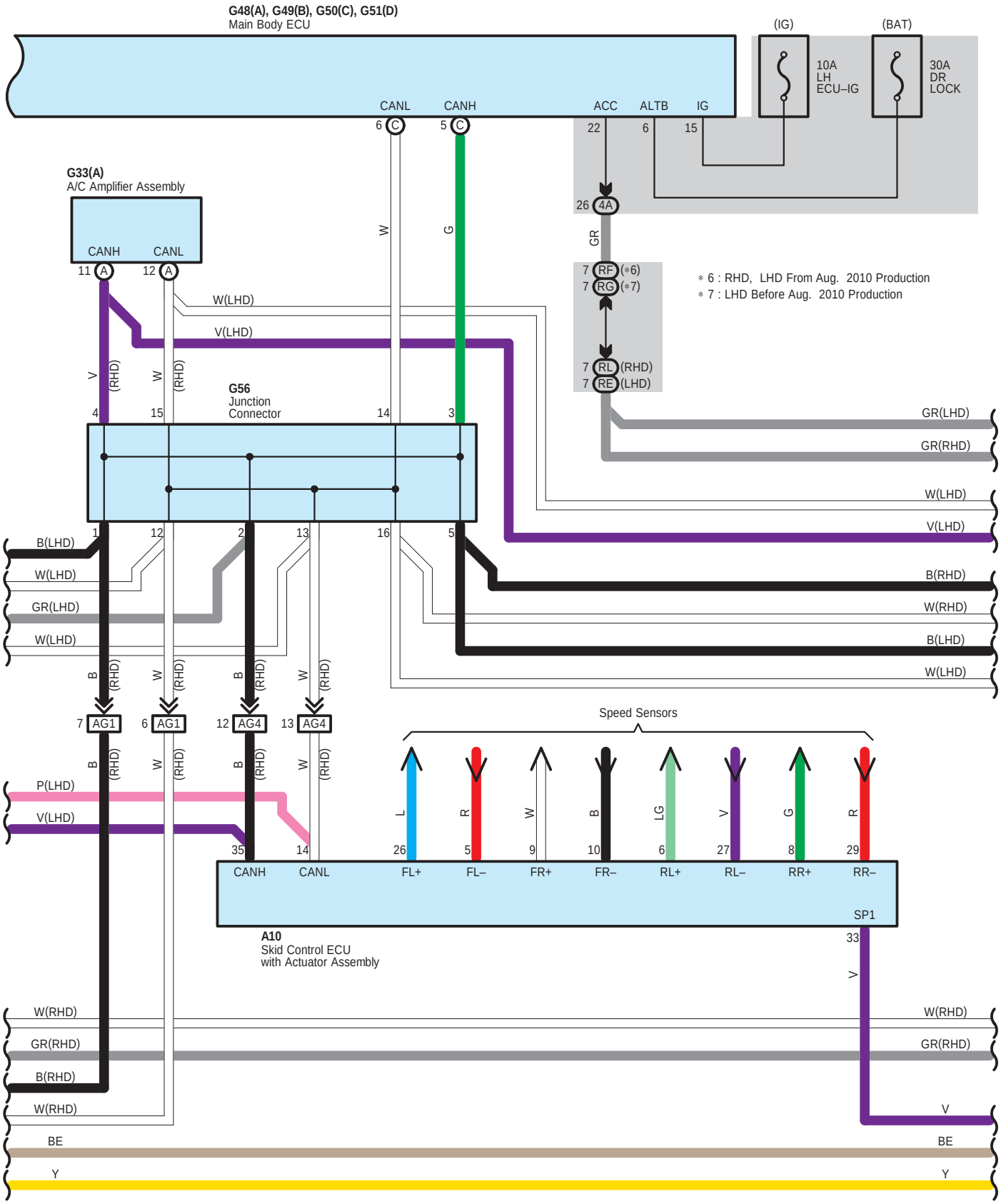
G48(A), G49(B), G50(C), G51(D)
Main Body ECU
(IG)
(BAT)
10A
LH
ECU–IG
30A
DR
LOCK
CANL
CANH
ACC
ALTB
IG
G33(A)
A/C Amplifier Assembly
CANH
CANL
W(LHD)
V(LHD)
G56
Junction
Connector
GR(LHD)
GR(RHD)
W(LHD)
V(LHD)
B(LHD)
W(LHD)
GR(LHD)
W(LHD)
B(RHD)
W(RHD)
B(LHD)
W(LHD)
AG1
AG1
AG4
AG4
Speed Sensors
P(LHD)
V(LHD)
CANH
CANL
FL+
FL–
FR+
FR–
RL+
RL–
RR+
RR–
SP1
A10
Skid Control ECU
with Actuator Assembly
W(RHD)
GR(RHD)
B(RHD)
W(RHD)
W(RHD)
GR(RHD)
V
BE
BE
Y
Y
∗ 6 : RHD, LHD From Aug. 2010 Production
∗ 7 : LHD Before Aug. 2010 Production

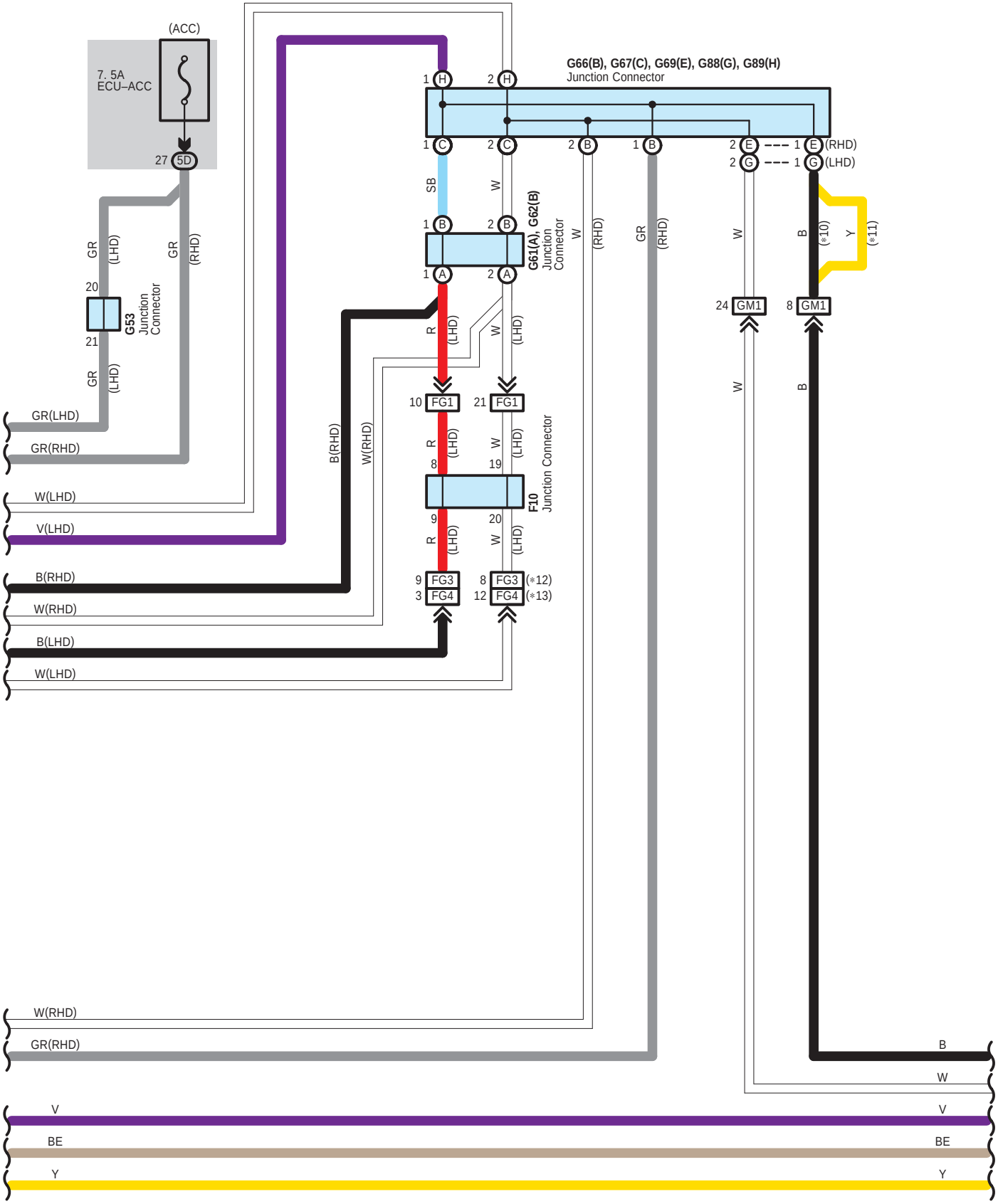
(ACC)
7. 5A
ECU–ACC
27 5D
G66(B), G67(C), G69(E), G88(G), G89(H)
Junction Connector
1 H
2 H
1 C
2 C
2 B
1 B
2 E
1 E (RHD)
2 G
1 G (LHD)
SB
W
G61(A), G62(B)
Junction
Connector
1 B
2 B
1 A
2 A
W (RHD)
GR (RHD)
W
B
(*10)
Y
(*11)
24 GM1
8 GM1
GR (LHD)
GR (RHD)
20
21
G53
Junction
Connector
GR (LHD)
R (LHD)
W (LHD)
10 FG1
21 FG1
B(RHD)
W(RHD)
R (LHD)
W (LHD)
8
19
F10
Junction Connector
9
20
R (LHD)
W (LHD)
9 FG3
3 FG4
8 FG3 (*12)
12 FG4 (*13)
GR(LHD)
GR(RHD)
W(LHD)
V(LHD)
B(RHD)
W(RHD)
B(LHD)
W(LHD)
W(RHD)
GR(RHD)
B
W
V
BE
Y
V
BE
Y

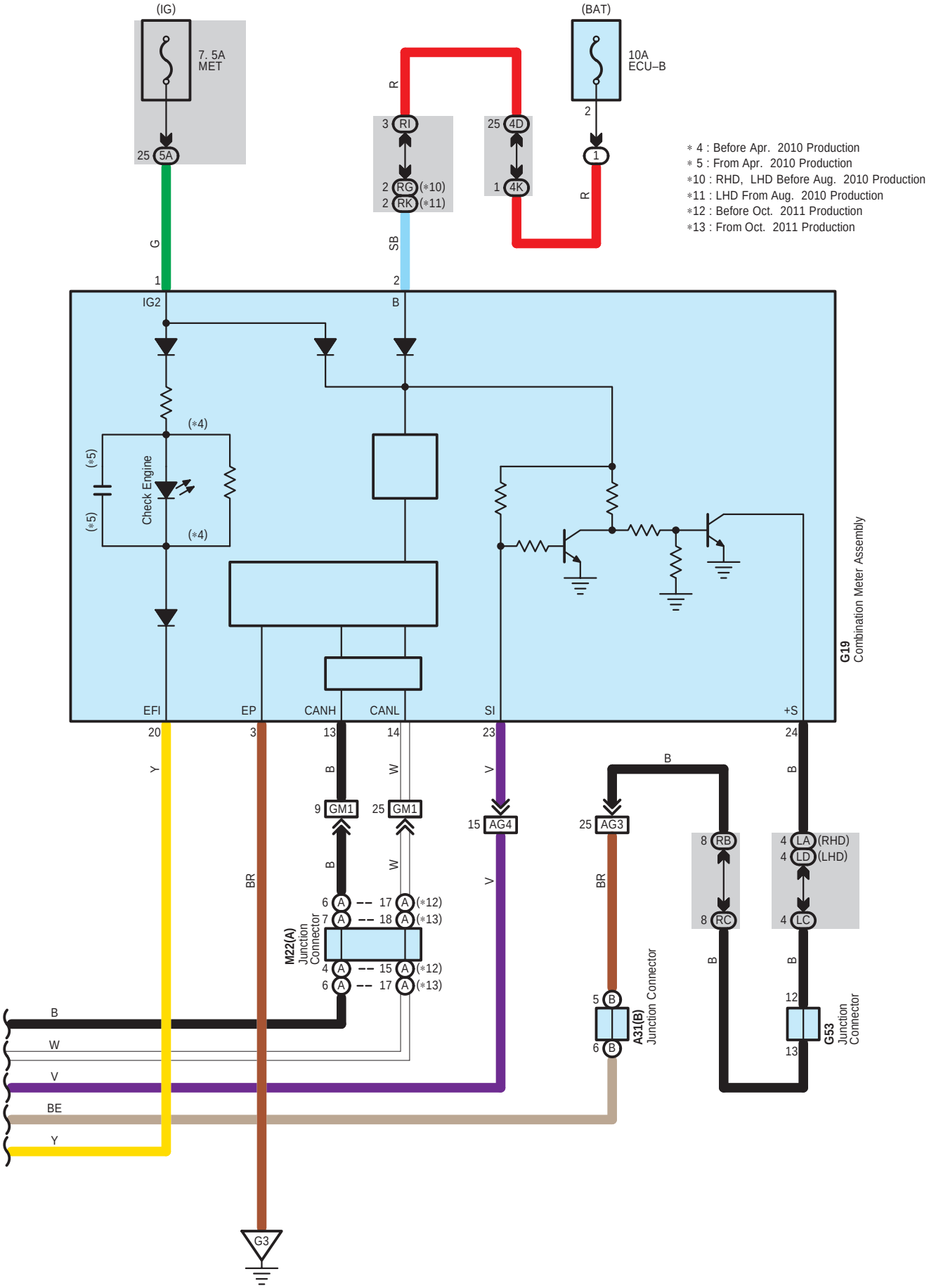
(IG)
7. 5A
MET
25 5A
(BAT)
10A
ECU–B
2
1
R
3 RI
2 RG (*10)
2 RK (*11)
25 4D
1 4K
R
SB
G
1
2
IG2
B
(*4)
(*5)
(*5)
Check Engine
(*4)
G19
Combination Meter Assembly
EFI
EP
CANH
CANL
SI
+S
20
3
13
14
23
24
Y
B
W
V
B
B
9 GM1
25 GM1
15 AG4
25 AG3
8 RB
8 RC
4 LA (RHD)
4 LD (LHD)
4 LC
B
W
V
BR
BR
6 A -- 17 A (*12)
7 A -- 18 A (*13)
M22(A)
Junction
Connector
4 A -- 15 A (*12)
6 A -- 17 A (*13)
5 B
6 B
A31(B)
Junction Connector
B
B
12
13
G53
Junction
Connector
B
W
V
BE
Y
G3
* 4 : Before Apr. 2010 Production
* 5 : From Apr. 2010 Production
*10 : RHD, LHD Before Aug. 2010 Production
*11 : LHD From Aug. 2010 Production
*12 : Before Oct. 2011 Production
*13 : From Oct. 2011 Production

A 1
White

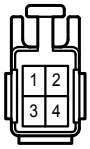


A 2
Black

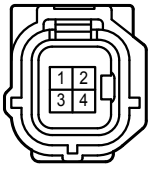


A 3
Black




A 8
Black

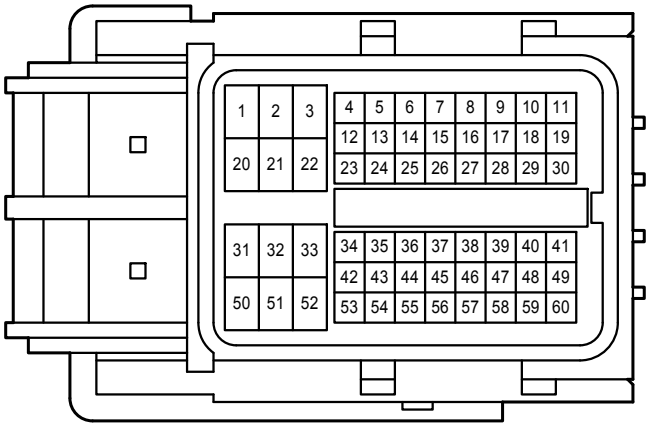


A 10
Black

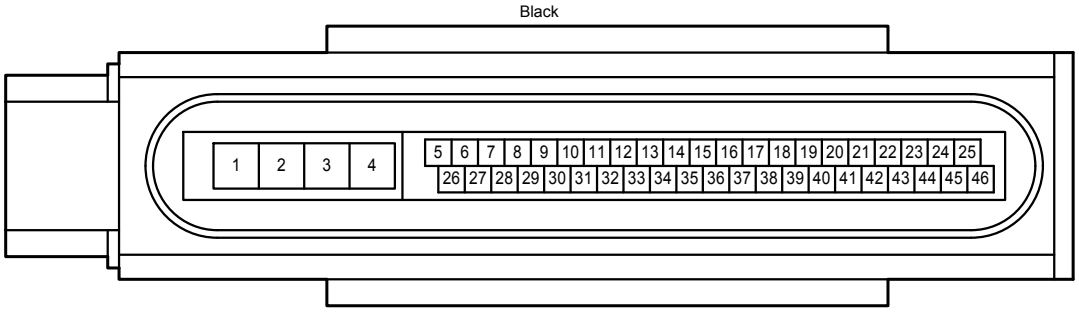


A 12
Black

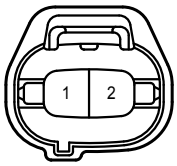


(From Jun. 2009 Production)

A 12
Black

(Before Jun. 2009 Production)

A 30
Black




A 31
Black




A 44
Gray

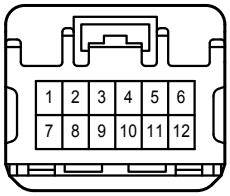


(Before Oct. 2011 Production)

A 44
Black

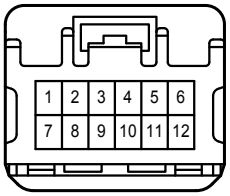


(From Oct. 2011 Production)

A 47
Black

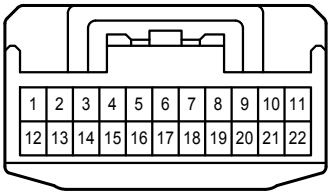

A 48
Black

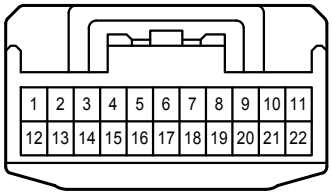


D 1
Black

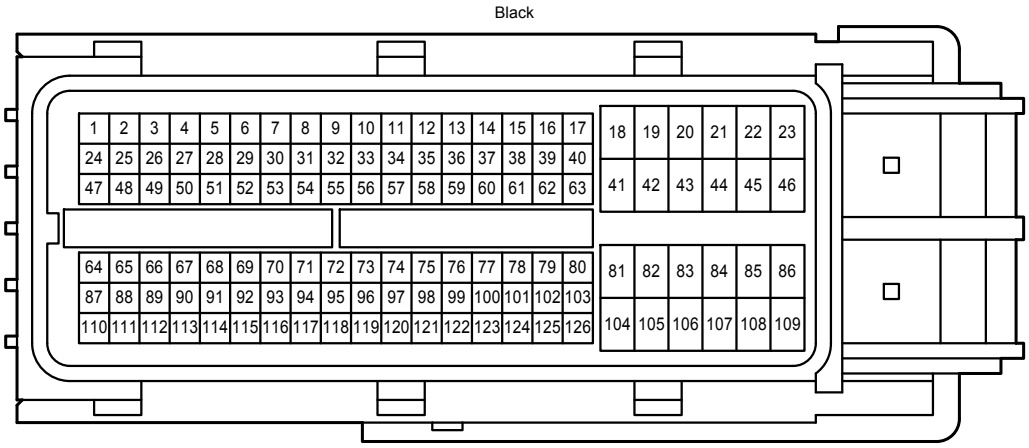


D 2
Black

D 3
Gray

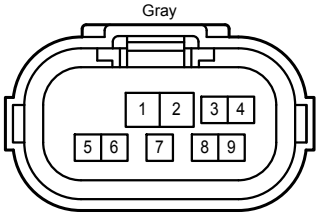


D 4
Black

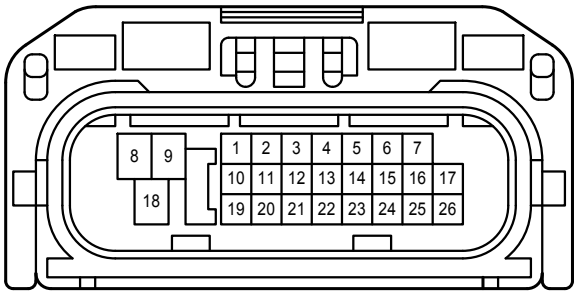


D 6
Black

D 7
Dark Gray

D 8
Black

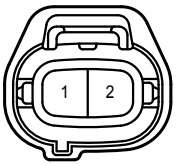


D 9
Gray

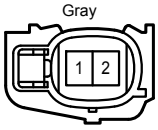


D 10
Black

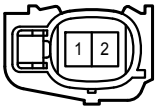


D 11
Gray

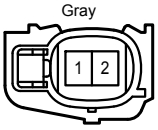


D 13
Black

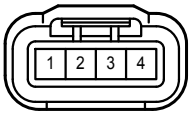


D 14
Black



D 15
Brown

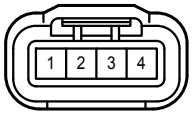


D 16
Black

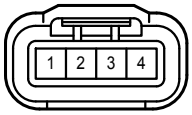


D 17
Black

D 18
Black

D 19
Black




D 21
Black

D 22
Black




D 24
Dark Gray

D 26
Black

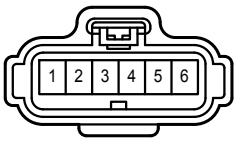


D 27
Dark Gray

D 29
Black

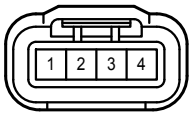


D 30
Gray

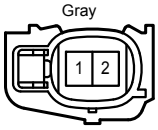


D 31
Black

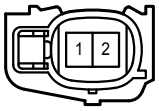


D 32
Gray

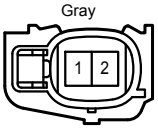


D 33
Black




D 34
Brown

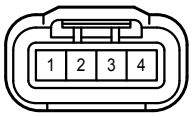


D 35
Black

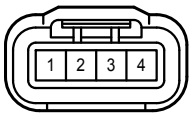


D 36
Black

D 37
Gray

D 38
Black




D 39
Black

D 43
Black

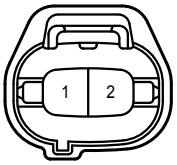


F 10
Black

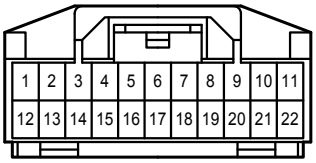


G 5
White

G 8
White

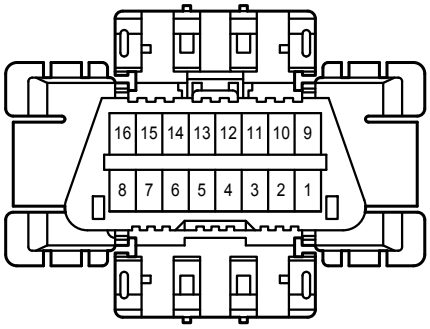


G 15
White

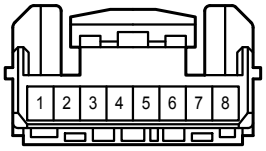

G 19
White

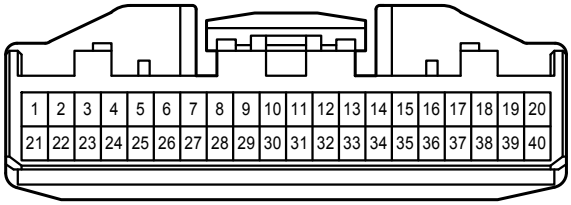


G 33
White

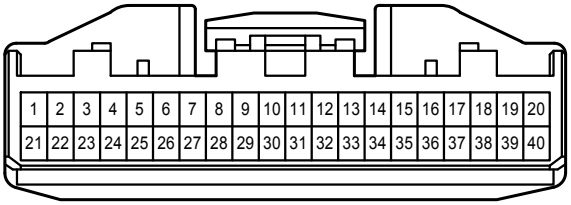


G 37
Gray




G 48
White

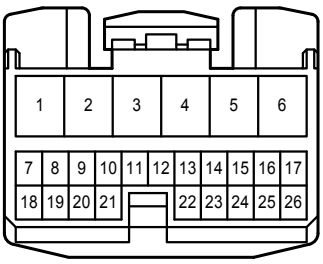


G 49
White

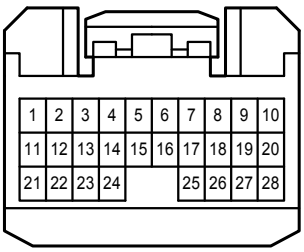


G 50
White

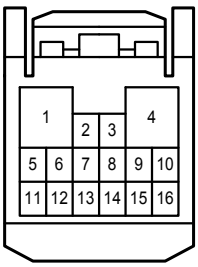


G 51
White

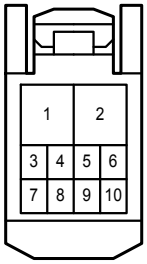


G 52
Gray

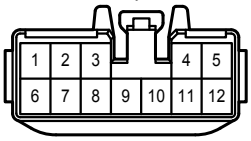


G 53
Black

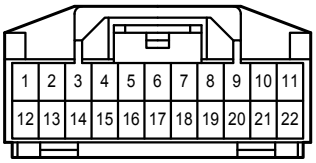


G 54
Blue

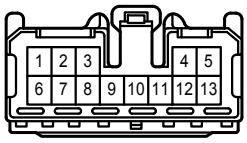


G 56
Gray

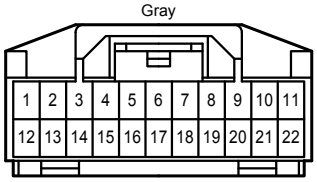


G 61
Brown

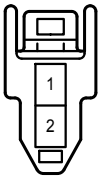


G 62
Brown

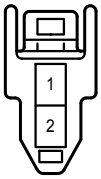


G 66
White

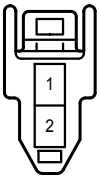


G 67
White

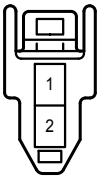


G 69
Black

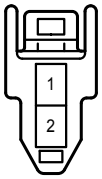


G 74
White

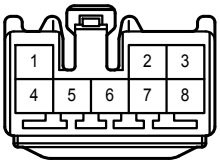


G 88
White

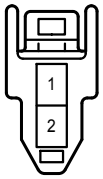


G 89
White

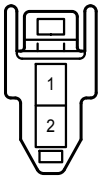


M 22
Black

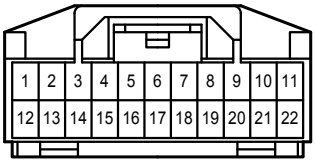


N 19
Gray

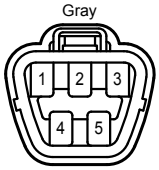


N 32
Black

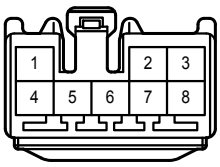


d 1
Gray

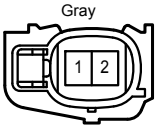


d 2
Black

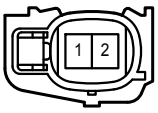

4A
White

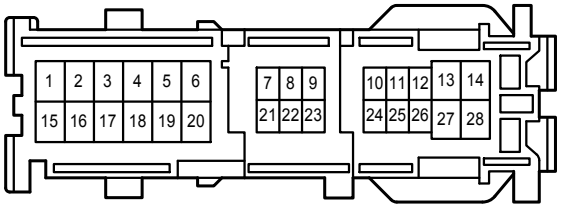


4D
White

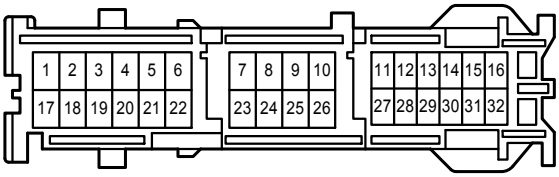


4K
Gray

5A
White

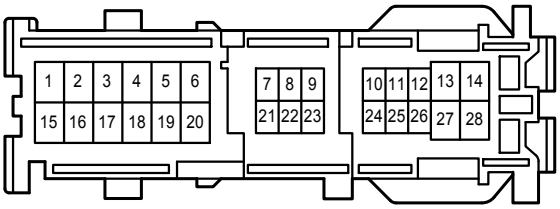


5D
White

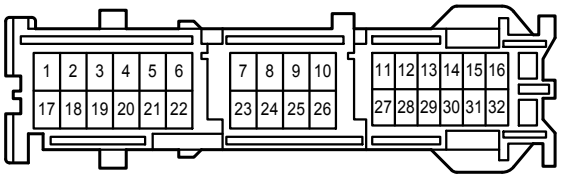


5K
Gray




5L
Gray

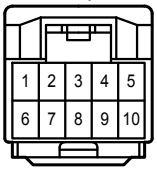


LA
White

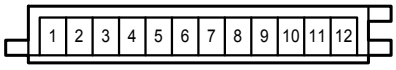


LC
White

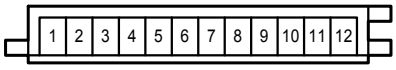


LD
Gray

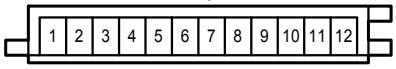


LG
White

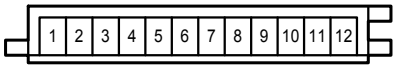


LL
Gray

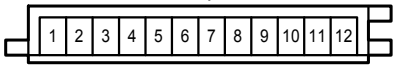


LM
White

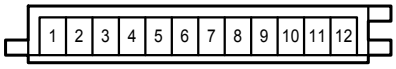


RB
Gray

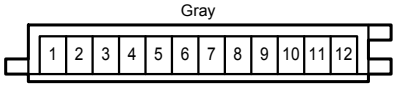


RC
White

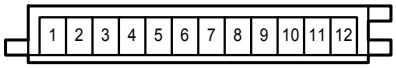


RD
Gray

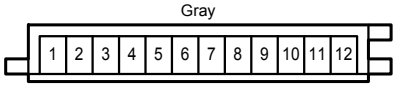


RE
White

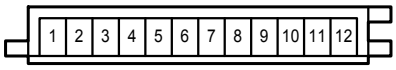


RF
Gray

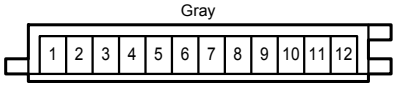


RG
White

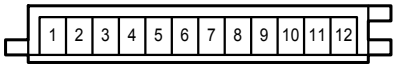

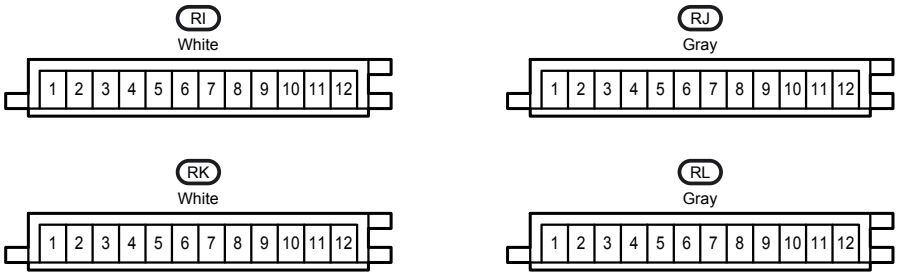
RI
White
1 2 3 4 5 6 7 8 9 10 11 12
RJ
Gray
1 2 3 4 5 6 7 8 9 10 11 12
RK
White
1 2 3 4 5 6 7 8 9 10 11 12
RL
Gray
1 2 3 4 5 6 7 8 9 10 11 12

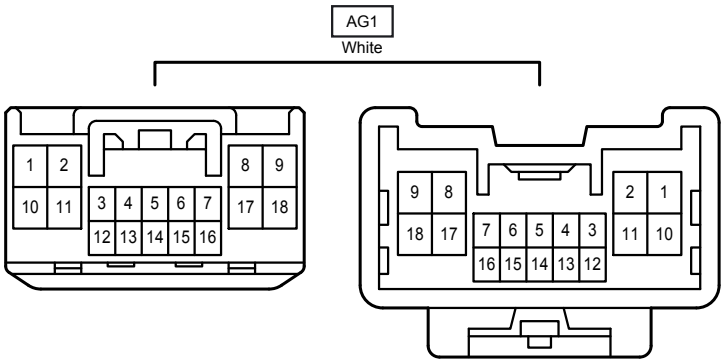
AG1
White
1 2 10 11 3 4 5 6 7 12 13 14 15 16 8 9 17 18
9 8 18 17 7 6 5 4 3 16 15 14 13 12 2 1 11 10

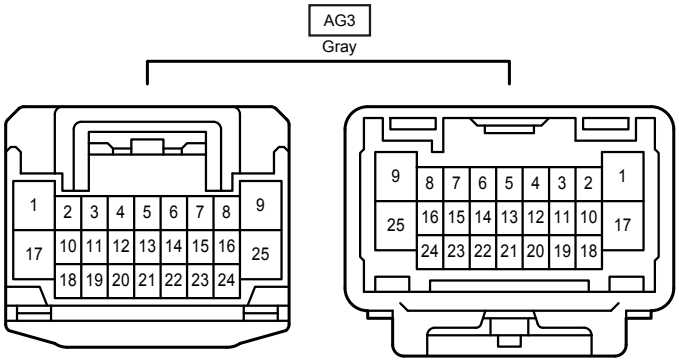
AG3
Gray
1 17 2 3 4 5 6 7 8 10 11 12 13 14 15 16 18 19 20 21 22 23 24 9 25
9 25 8 7 6 5 4 3 2 16 15 14 13 12 11 10 24 23 22 21 20 19 18 1 17

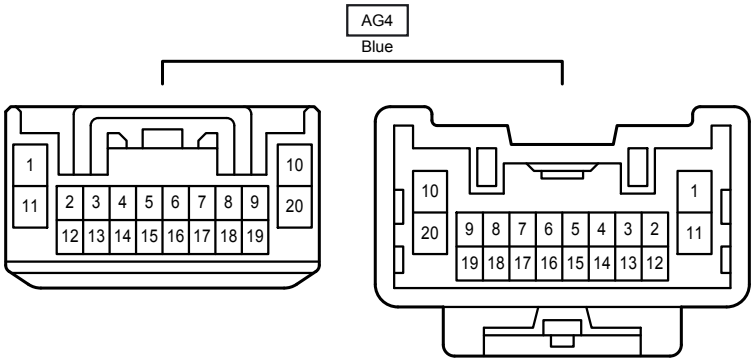
AG4
Blue
1 11 2 3 4 5 6 7 8 9 12 13 14 15 16 17 18 19 10 20
10 20 9 8 7 6 5 4 3 2 19 18 17 16 15 14 13 12 1 11

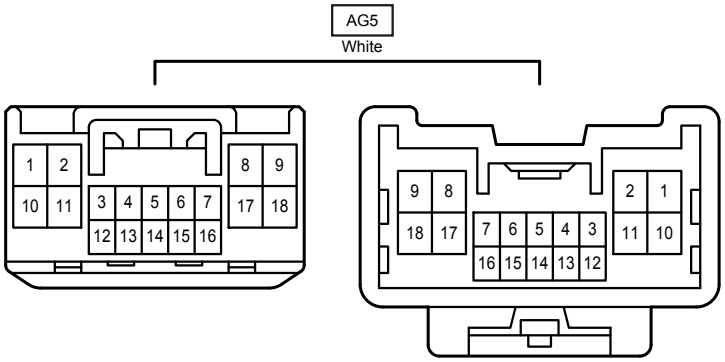
AG5
White
1 2 10 11 3 4 5 6 7 12 13 14 15 16 8 9 17 18
9 8 18 17 7 6 5 4 3 16 15 14 13 12 2 1 11 10

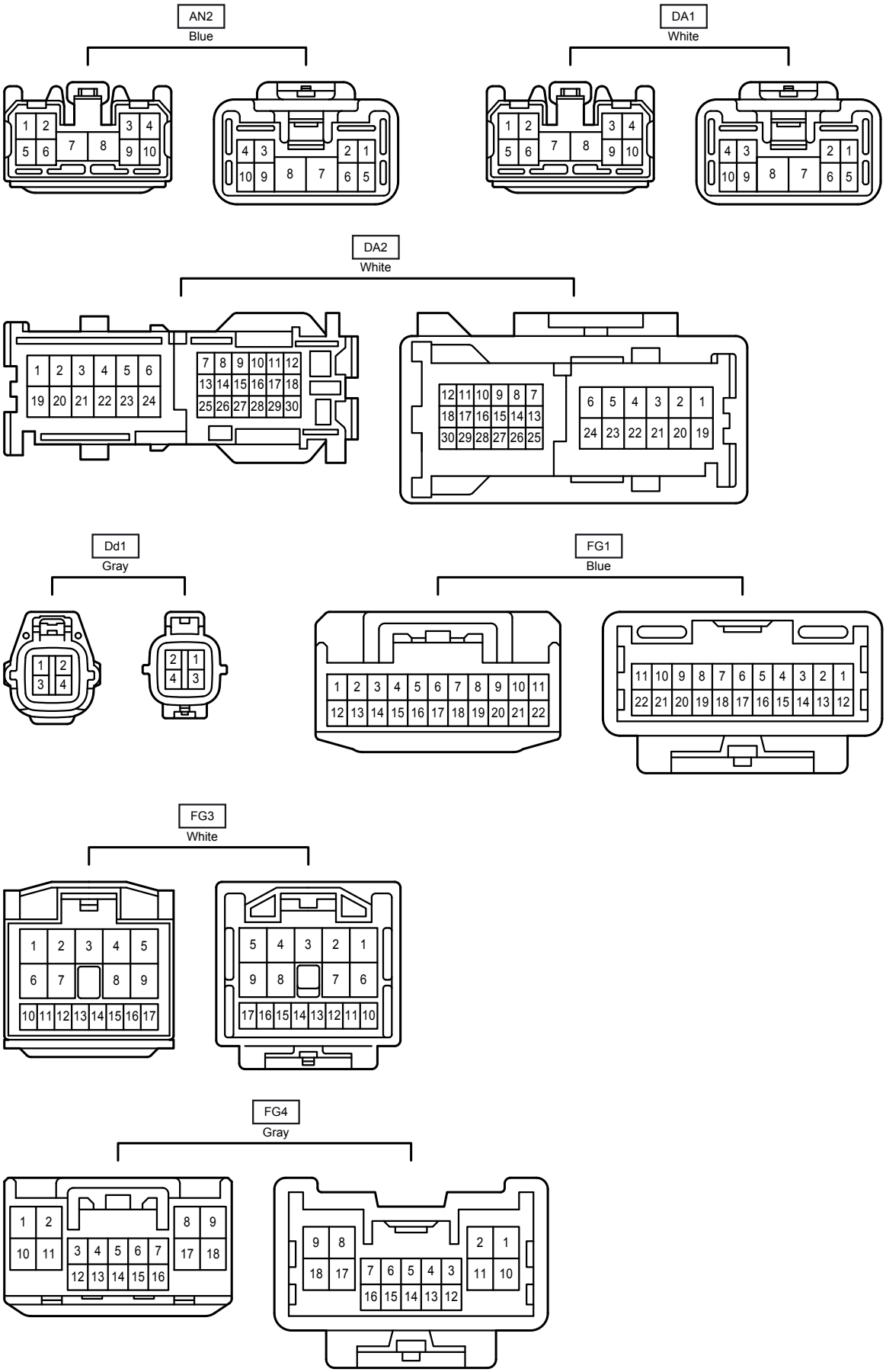
AN2
Blue
DA1
White
DA2
White
Dd1
Gray
FG1
Blue
FG3
White
FG4
Gray

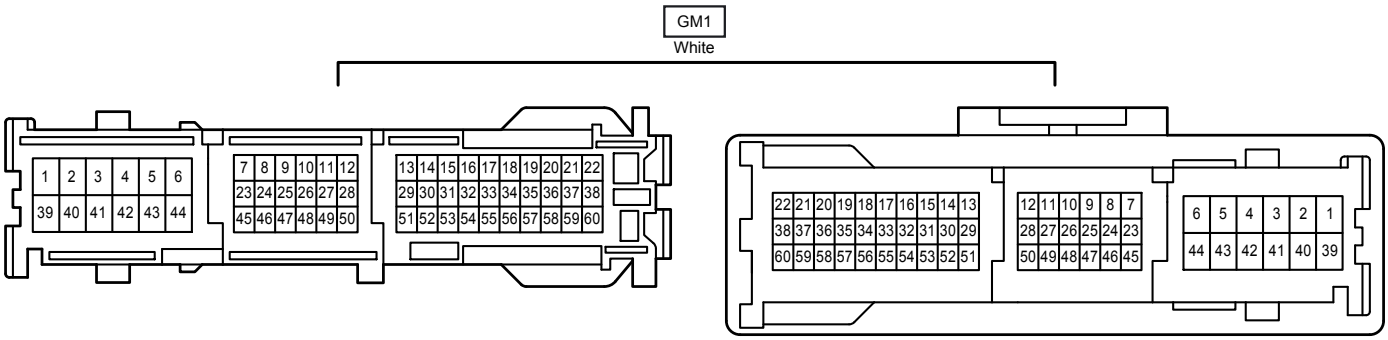
GM1
White
1 2 3 4 5 6
39 40 41 42 43 44
7 8 9 10 11 12
23 24 25 26 27 28
45 46 47 48 49 50
13 14 15 16 17 18 19 20 21 22
29 30 31 32 33 34 35 36 37 38
51 52 53 54 55 56 57 58 59 60
22 21 20 19 18 17 16 15 14 13
38 37 36 35 34 33 32 31 30 29
60 59 58 57 56 55 54 53 52 51
12 11 10 9 8 7
28 27 26 25 24 23
50 49 48 47 46 45
6 5 4 3 2 1
44 43 42 41 40 39