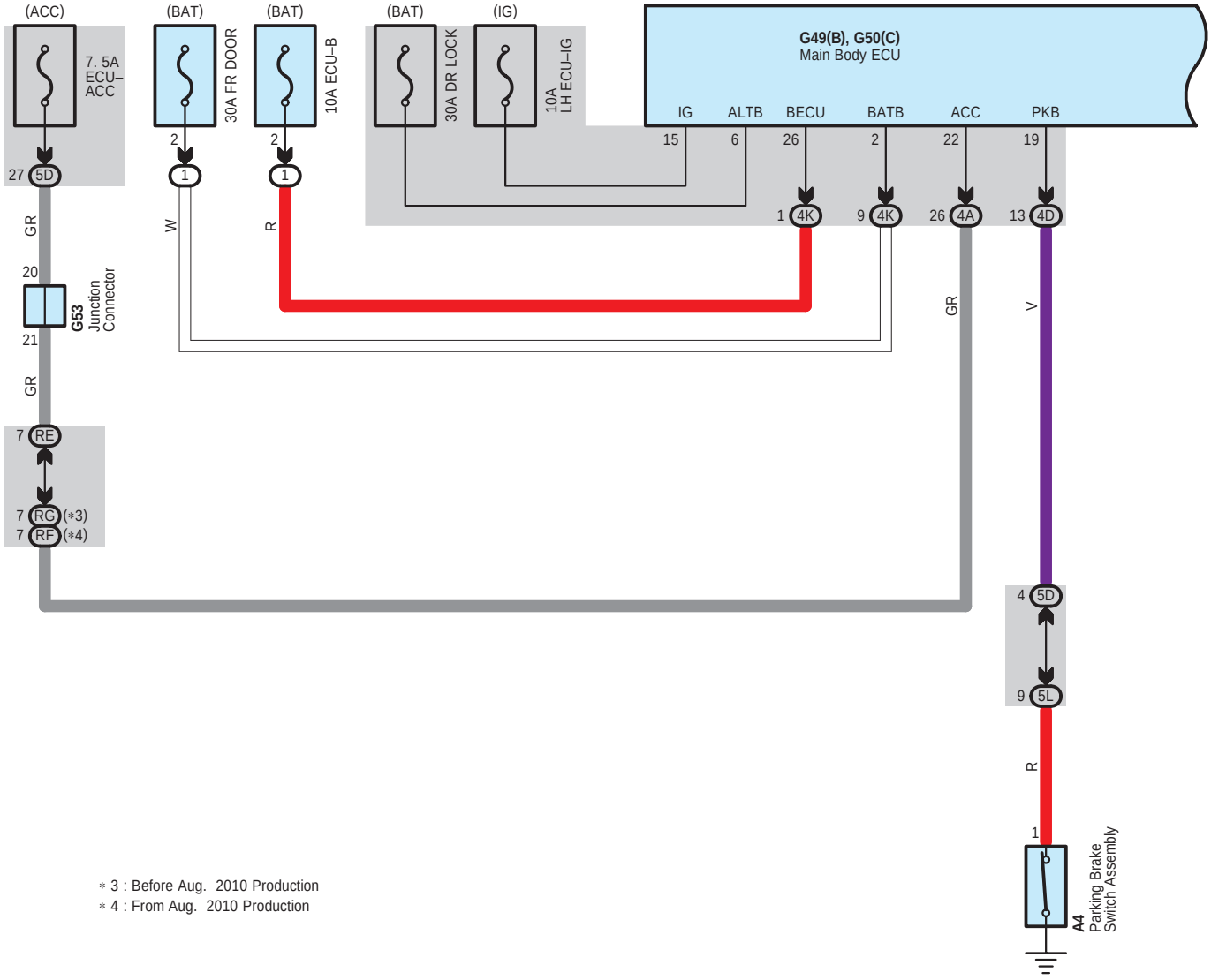

* 3 : Before Aug. 2010 Production
* 4 : From Aug. 2010 Production

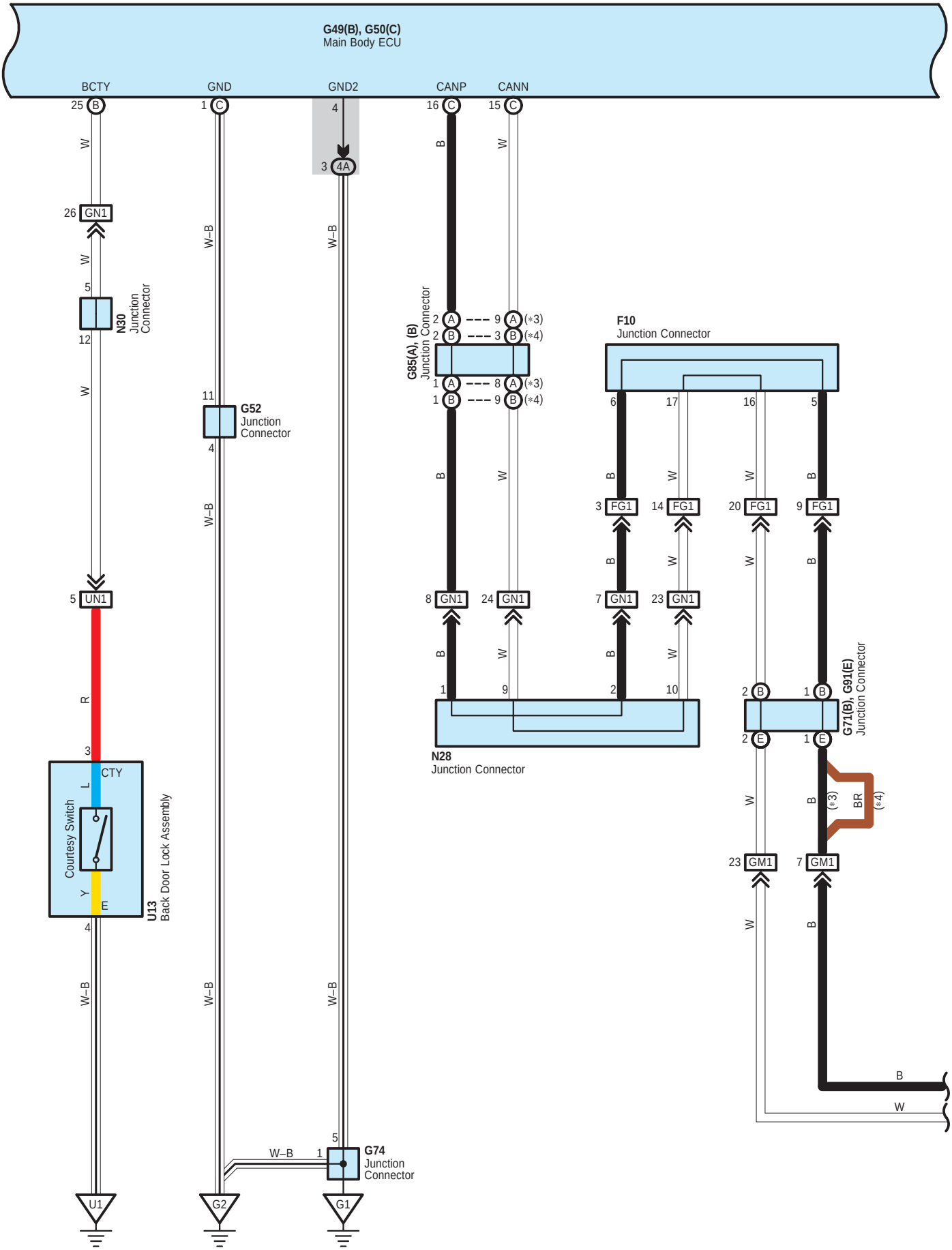
G49(B), G50(C)
Main Body ECU
BCTY
GND
GND2
CANP
CANN
N30
Junction Connector
G52
Junction Connector
G85(A), (B)
Junction Connector
F10
Junction Connector
N28
Junction Connector
G71(B), G91(E)
Junction Connector
U13
Back Door Lock Assembly
Courtesy Switch
CTY
G74
Junction Connector
U1
G2
G1
GN1
UN1
FG1
GM1
(*3)
(*4)

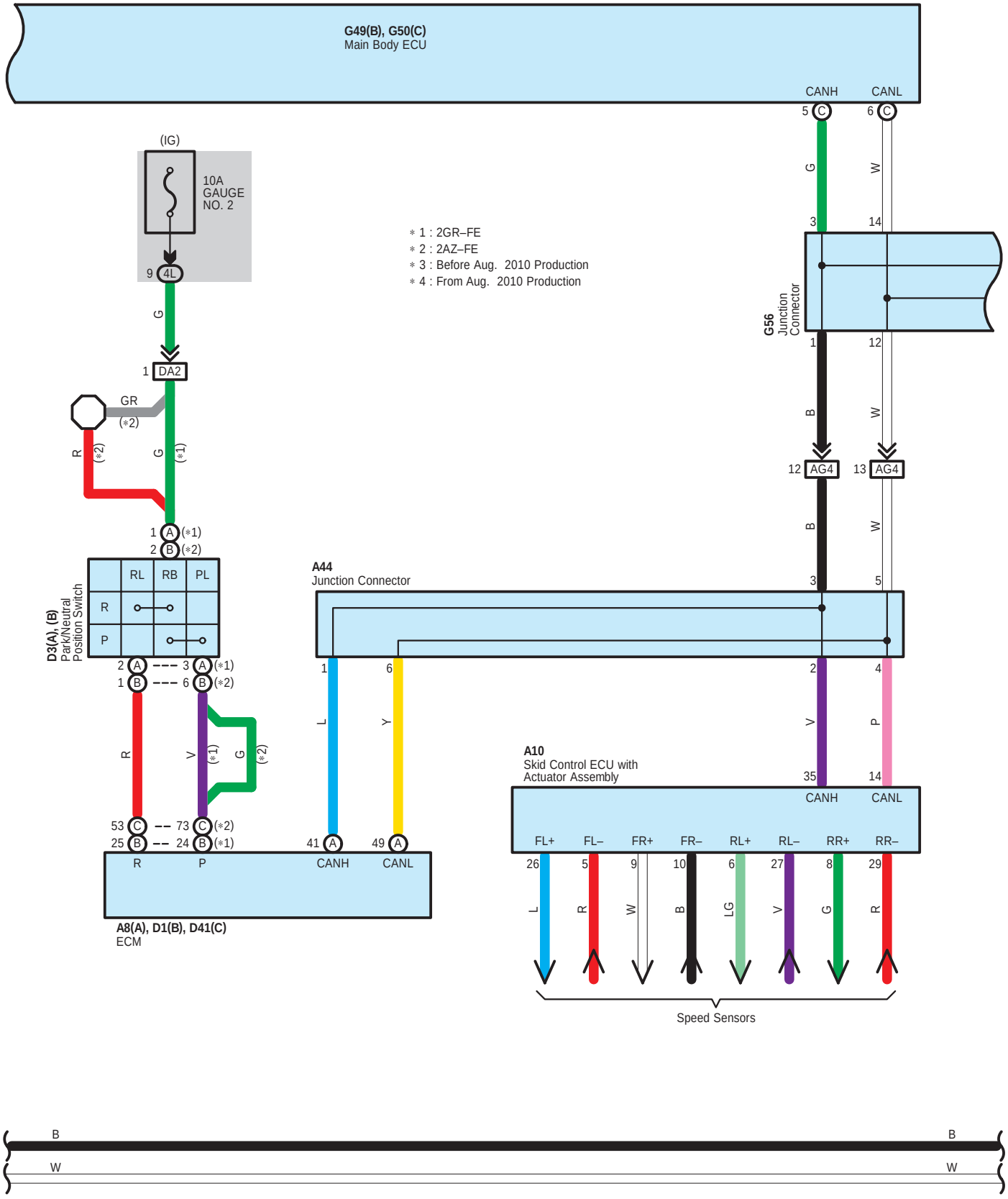
G49(B), G50(C)
Main Body ECU
CANH
CANL
(IG)
10A
GAUGE
NO. 2
4L
DA2
GR
(*2)
(*1)
* 1 : 2GR–FE
* 2 : 2AZ–FE
* 3 : Before Aug. 2010 Production
* 4 : From Aug. 2010 Production
G56
Junction
Connector
AG4
AG4
D3(A), (B)
Park/Neutral
Position Switch
RL
RB
PL
R
P
A44
Junction Connector
A10
Skid Control ECU with
Actuator Assembly
FL+
FL–
FR+
FR–
RL+
RL–
RR+
RR–
CANH
CANL
A8(A), D1(B), D41(C)
ECM
Speed Sensors
B
W

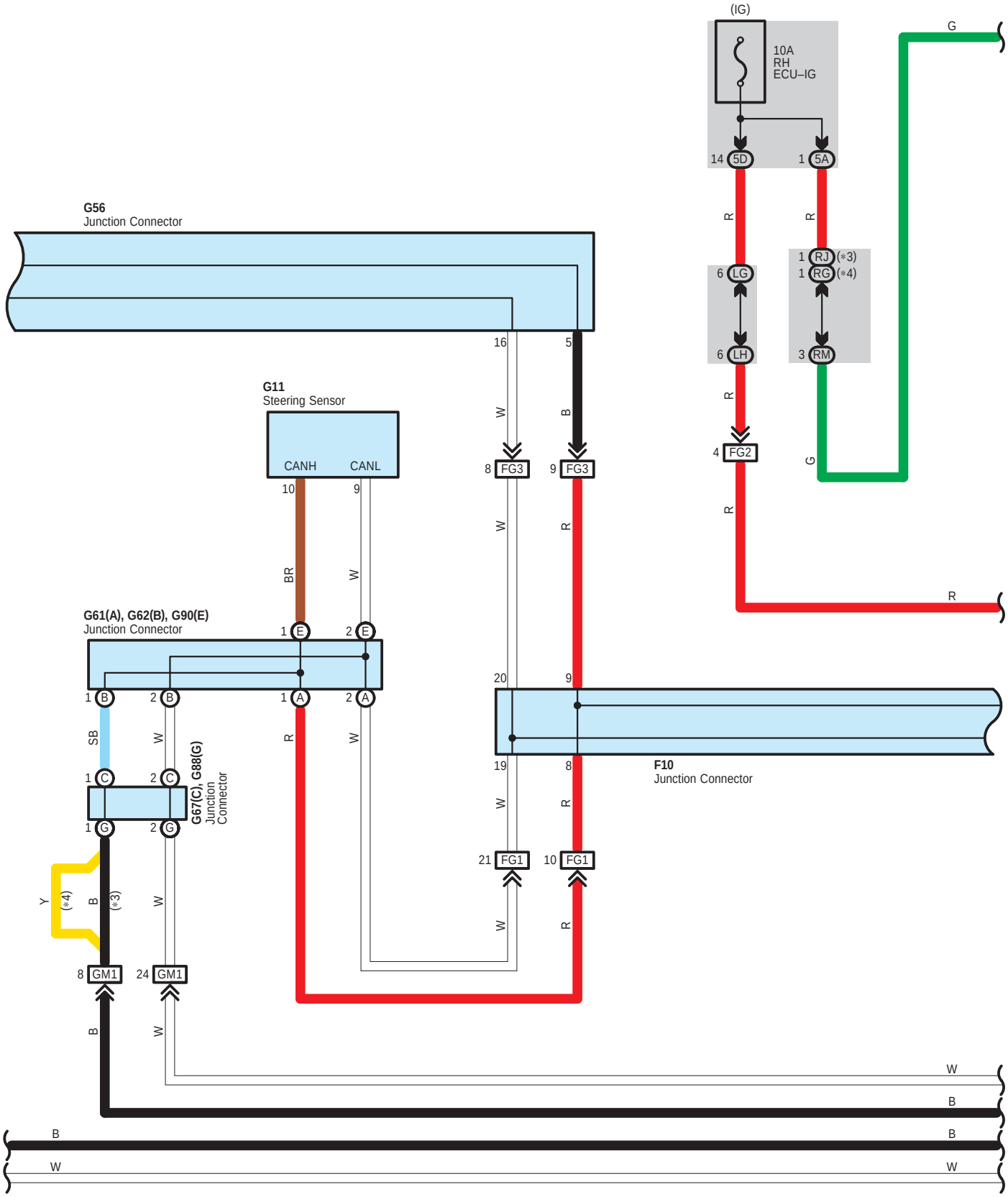
(IG)
10A
RH
ECU–IG
14 5D
1 5A
G
R
R
6 LG
6 LH
1 RJ (*3)
1 RG (*4)
3 RM
4 FG2
G
R
R
G56
Junction Connector
16
5
W
B
G11
Steering Sensor
CANH
CANL
10
9
8 FG3
9 FG3
W
R
BR
W
G61(A), G62(B), G90(E)
Junction Connector
1 E
2 E
1 B
2 B
1 A
2 A
20
9
SB
W
R
W
19
8
F10
Junction Connector
1 C
2 C
G67(C), G88(G)
Junction
Connector
1 G
2 G
W
R
21 FG1
10 FG1
Y
(*4)
B
(*3)
W
W
R
8 GM1
24 GM1
B
W
W
B
B
B
W
W

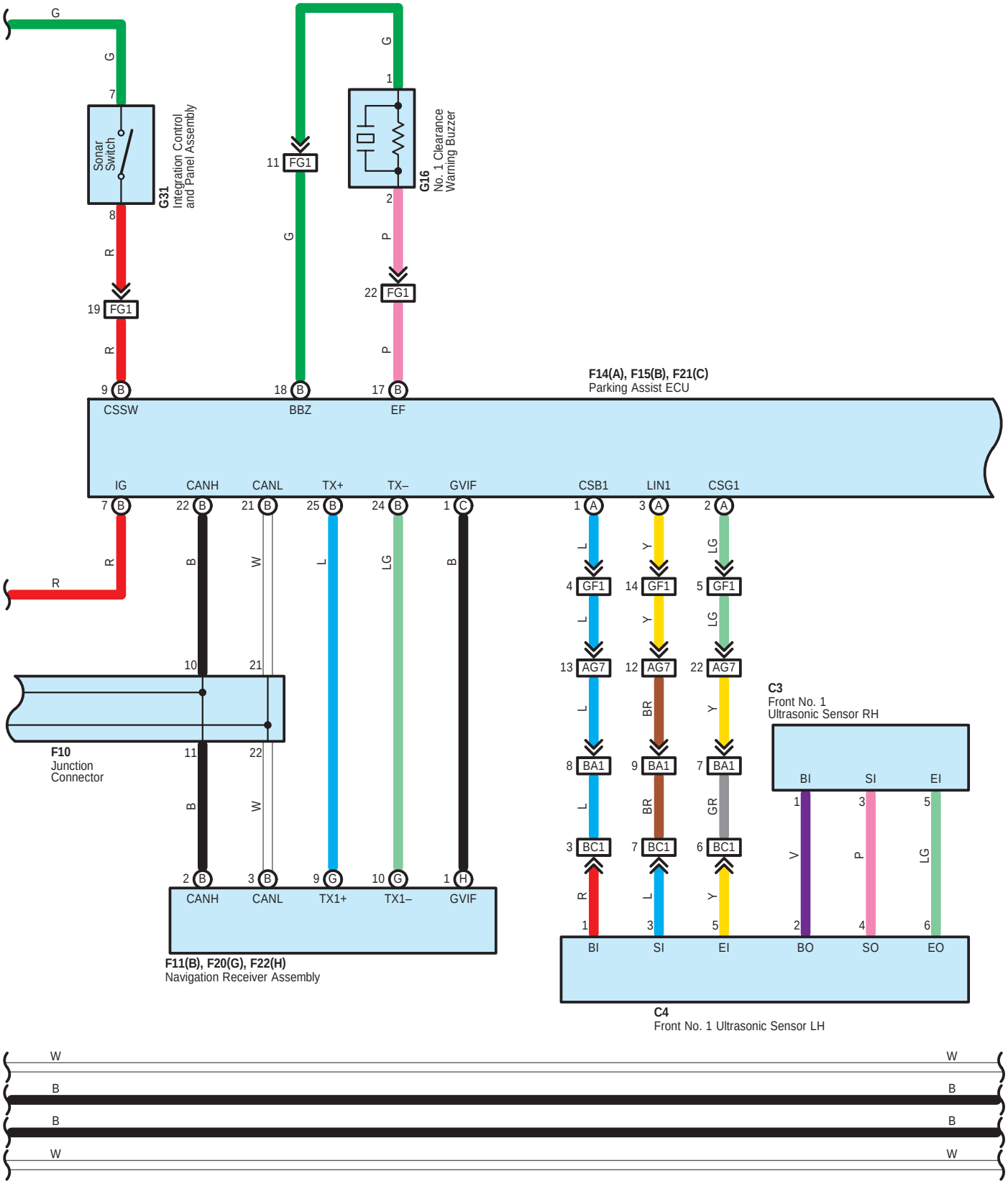
G31
Integration Control and Panel Assembly
Sonar Switch
G16
No. 1 Clearance Warning Buzzer
F14(A), F15(B), F21(C)
Parking Assist ECU
CSSW
BBZ
EF
IG
CANH
CANL
TX+
TX–
GVIF
CSB1
LIN1
CSG1
F10
Junction Connector
F11(B), F20(G), F22(H)
Navigation Receiver Assembly
TX1+
TX1–
C3
Front No. 1 Ultrasonic Sensor RH
BI
SI
EI
BO
SO
EO
C4
Front No. 1 Ultrasonic Sensor LH

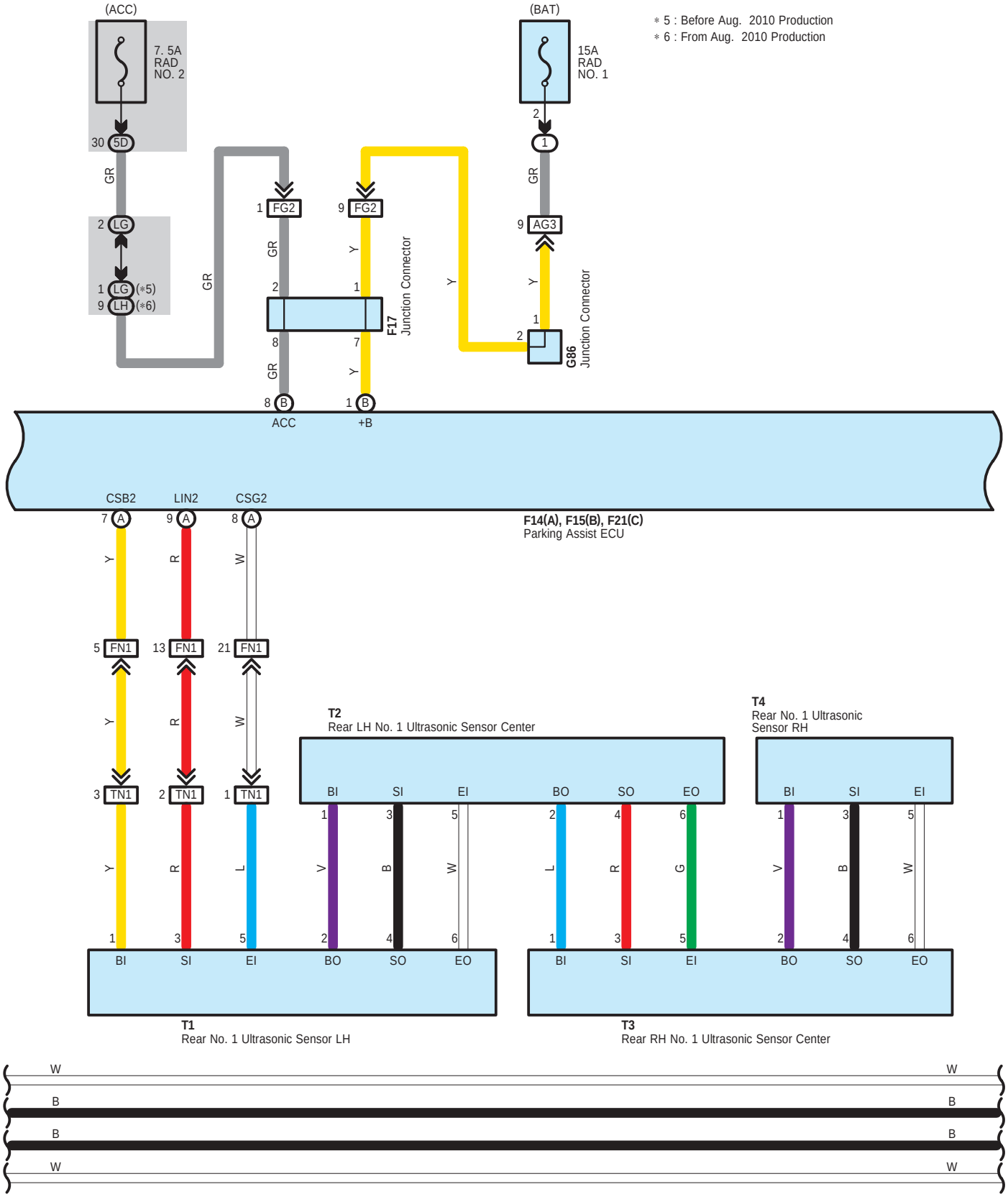
(ACC)
7. 5A
RAD
NO. 2
30 5D
GR
2 LG
1 LG (*5)
9 LH (*6)
GR
1 FG2
GR
2
8
GR
8 B
ACC
9 FG2
Y
1
7
Y
1 B
+B
F17
Junction Connector
Y
(BAT)
15A
RAD
NO. 1
2
1
GR
9 AG3
Y
1
2
G86
Junction Connector
* 5 : Before Aug. 2010 Production
* 6 : From Aug. 2010 Production
CSB2
LIN2
CSG2
7 A
9 A
8 A
F14(A), F15(B), F21(C)
Parking Assist ECU
Y
R
W
5 FN1
13 FN1
21 FN1
Y
R
W
3 TN1
2 TN1
1 TN1
T2
Rear LH No. 1 Ultrasonic Sensor Center
BI SI EI BO SO EO
T4
Rear No. 1 Ultrasonic
Sensor RH
BI SI EI
Y R L V B W L R G V B W
1 3 5 2 4 6 1 3 5 2 4 6
BI SI EI BO SO EO
BI SI EI BO SO EO
T1
Rear No. 1 Ultrasonic Sensor LH
T3
Rear RH No. 1 Ultrasonic Sensor Center
W W
B B
B B
W W

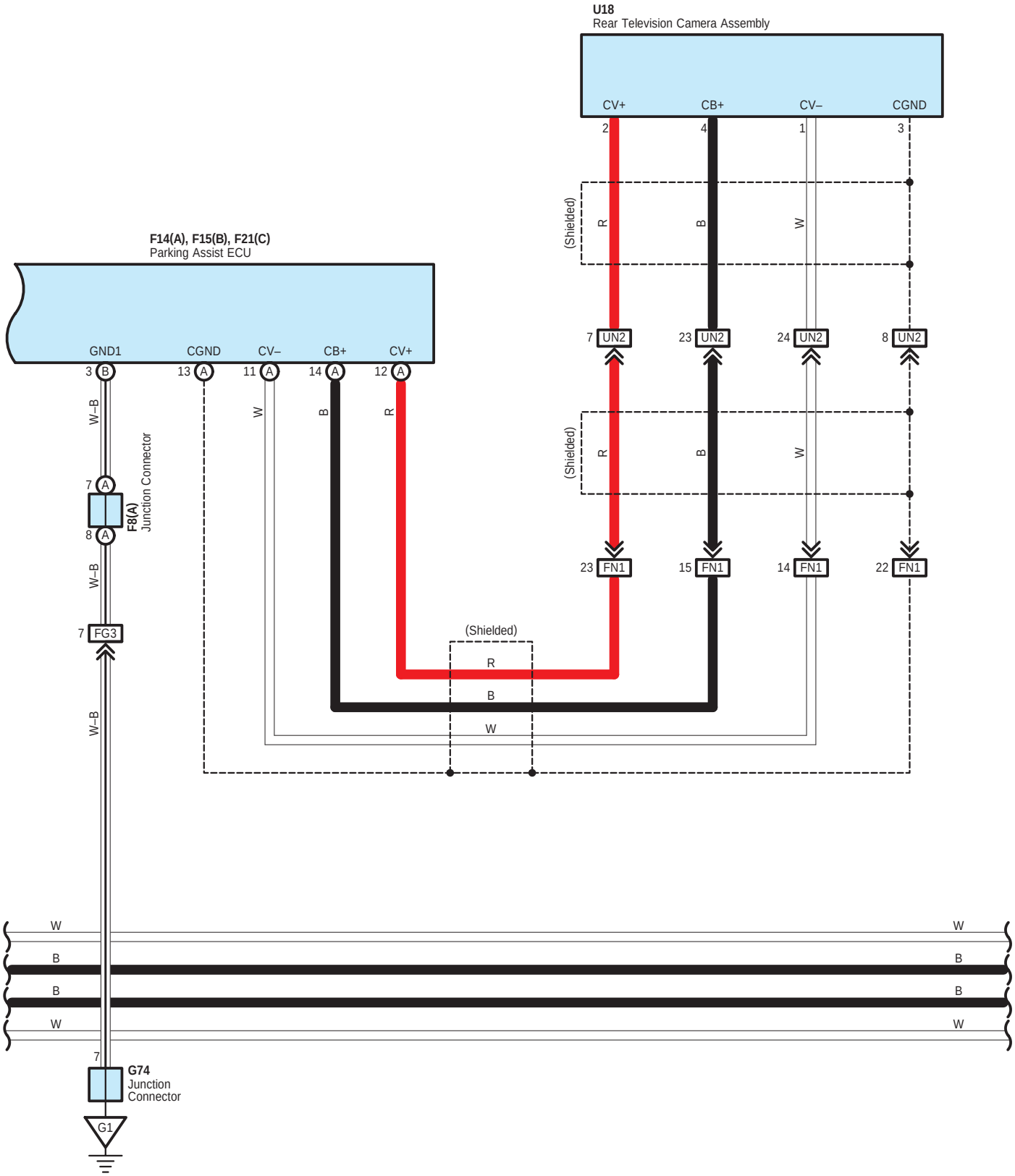
U18
Rear Television Camera Assembly
CV+
CB+
CV–
CGND
2
4
1
3
(Shielded)
R
B
W
F14(A), F15(B), F21(C)
Parking Assist ECU
GND1
CGND
CV–
CB+
CV+
3 B
13 A
11 A
14 A
12 A
7 UN2
23 UN2
24 UN2
8 UN2
W–B
7 A
8 A
F8(A)
Junction Connector
23 FN1
15 FN1
14 FN1
22 FN1
7 FG3
(Shielded)
7
G74
Junction
Connector
G1

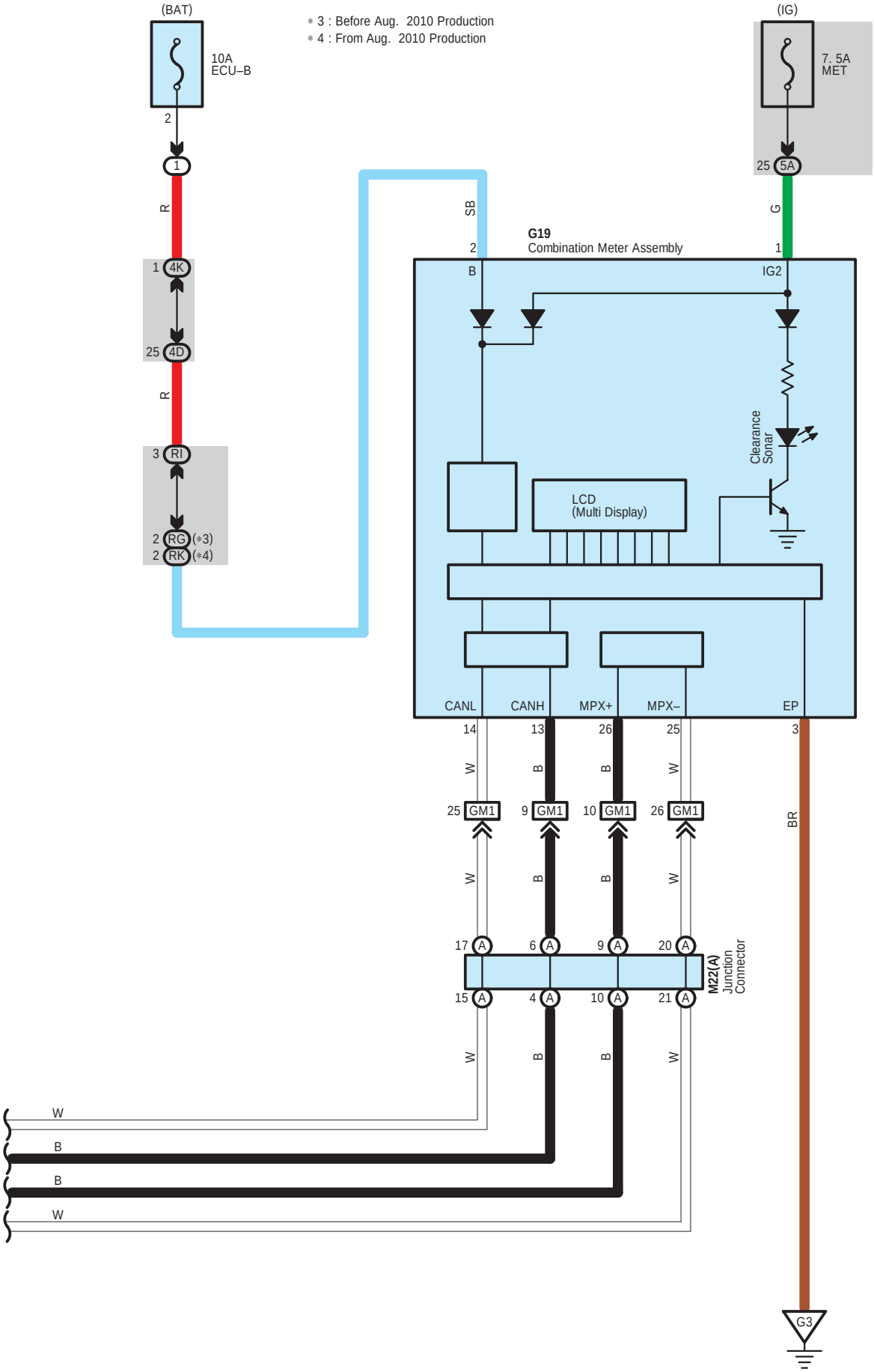
(BAT)
10A
ECU–B
2
1
R
1 4K
25 4D
R
3 RI
2 RG (*3)
2 RK (*4)
* 3 : Before Aug. 2010 Production
* 4 : From Aug. 2010 Production
(IG)
7. 5A
MET
25 5A
G
SB
2
G19
Combination Meter Assembly
1
B
IG2
Clearance
Sonar
LCD
(Multi Display)
CANL
CANH
MPX+
MPX–
EP
14
13
26
25
3
W
B
B
W
BR
25 GM1
9 GM1
10 GM1
26 GM1
17 A
6 A
9 A
20 A
15 A
4 A
10 A
21 A
M22(A)
Junction
Connector
W
B
B
W
G3

A 4
White

A 8
Black

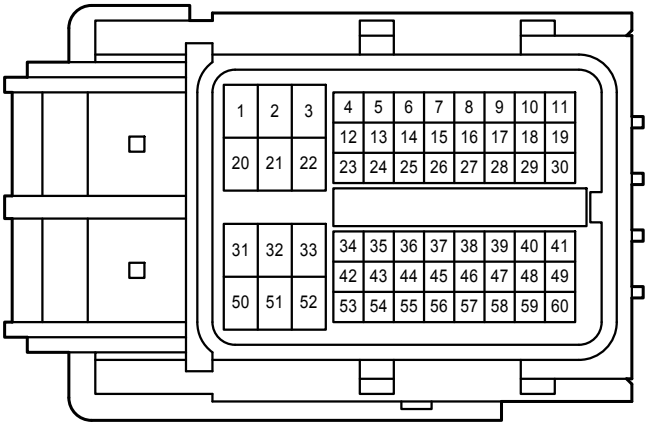

A 10
Black

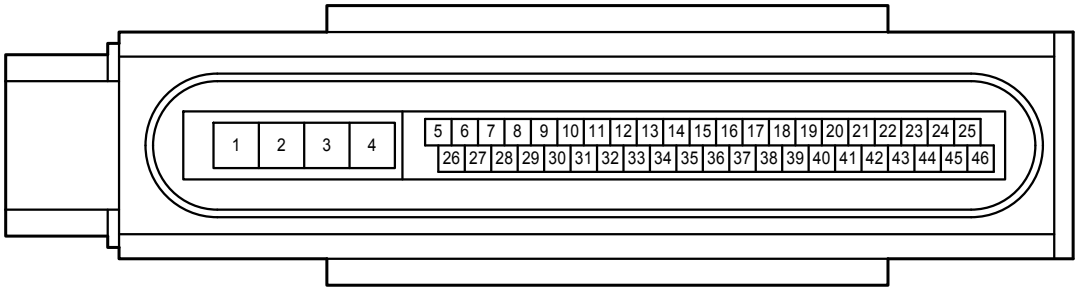

A 44
Gray

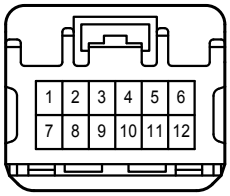

(Before Oct. 2011 Production)

A 44
Black

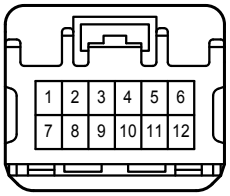

(From Oct. 2011 Production)

C 3
Black



C 4
Black



D 1
Black

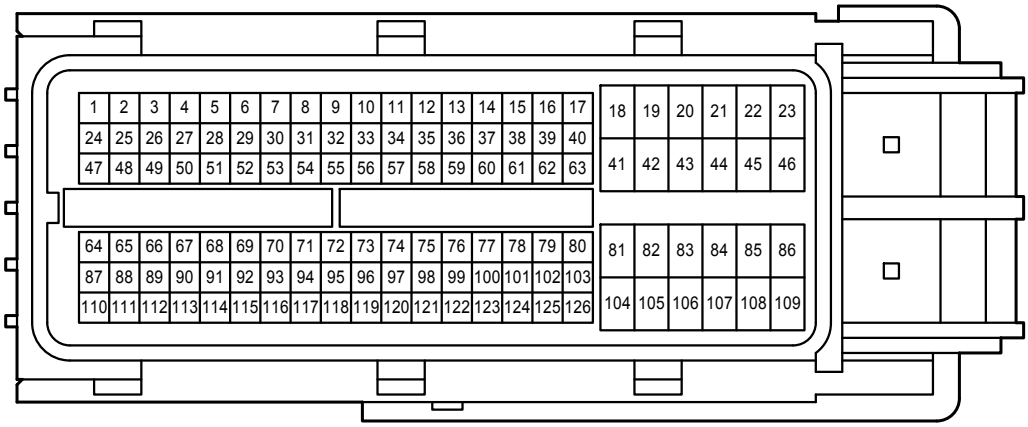

D 3
Gray

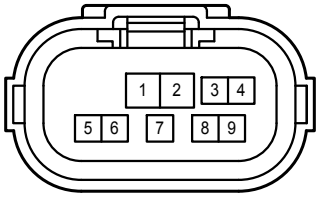

D 41
Black

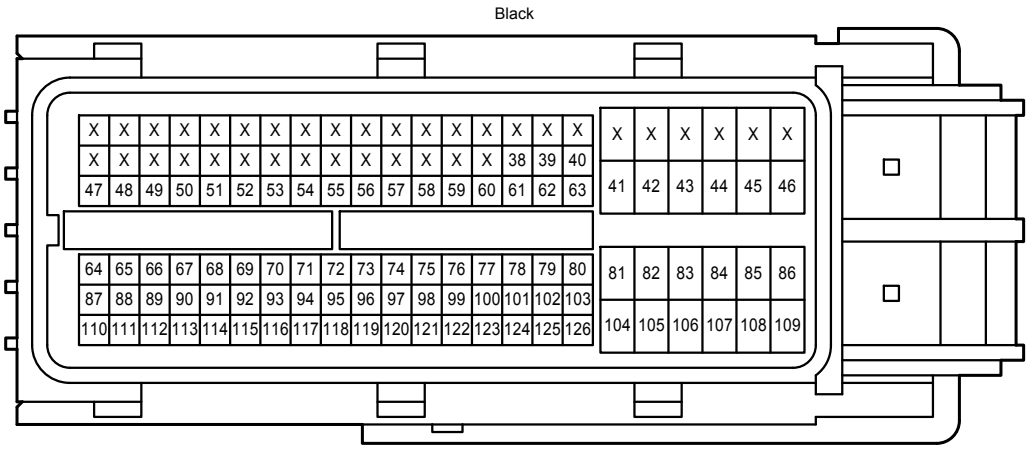

F 8
White

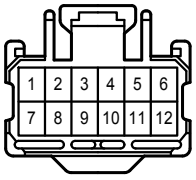

F 10
Black

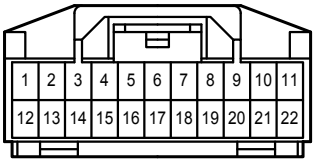

F 11
White

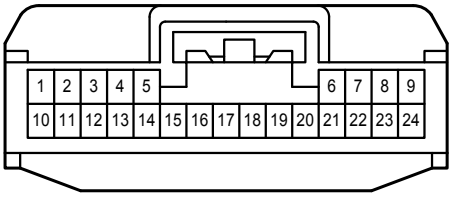

F 14
White

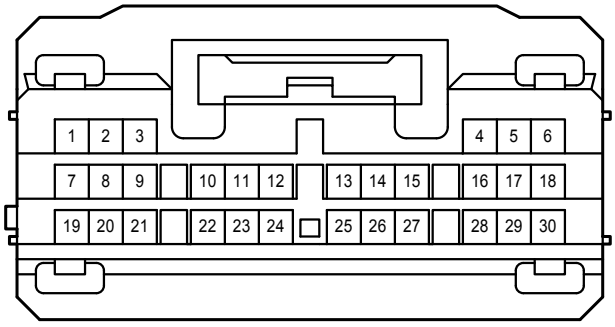

F 15
Black

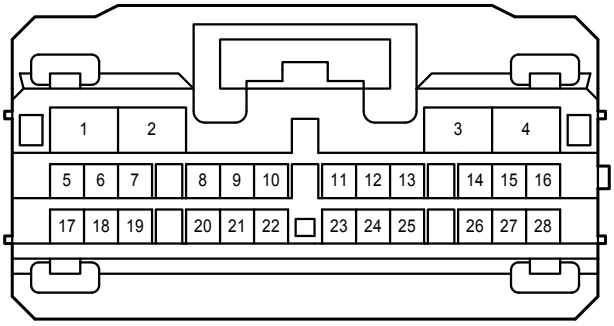

F 17
Blue

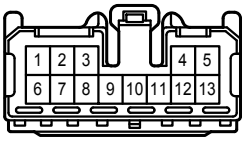

F 20
White

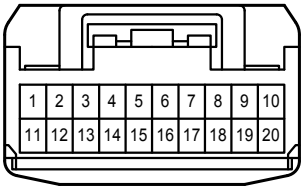

F 21
Blue

F 22
White

G 11
Gray

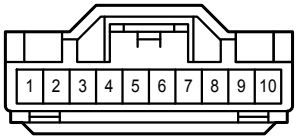

G 16
Black



G 19
White

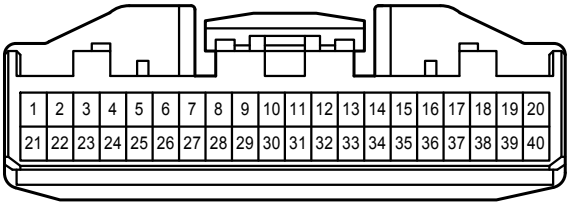

G 31
White

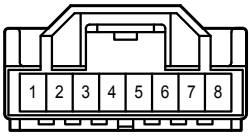

G 49
White

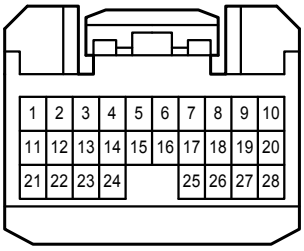

G 50
White

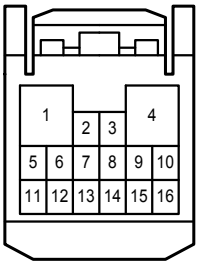

G 52
Gray

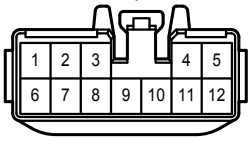

G 53
Black

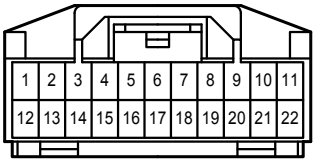

G 56
Gray

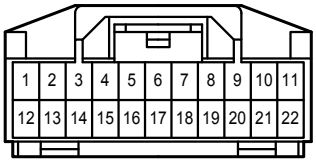

G 61
Brown

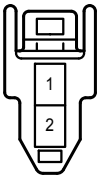

G 62
Brown

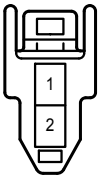

G 67
White

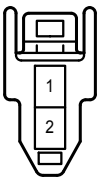

G 71
Gray

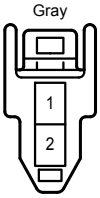

G 74
White

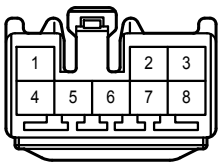

G 85
Gray

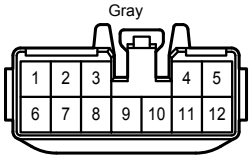

G 86
Black

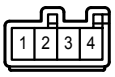

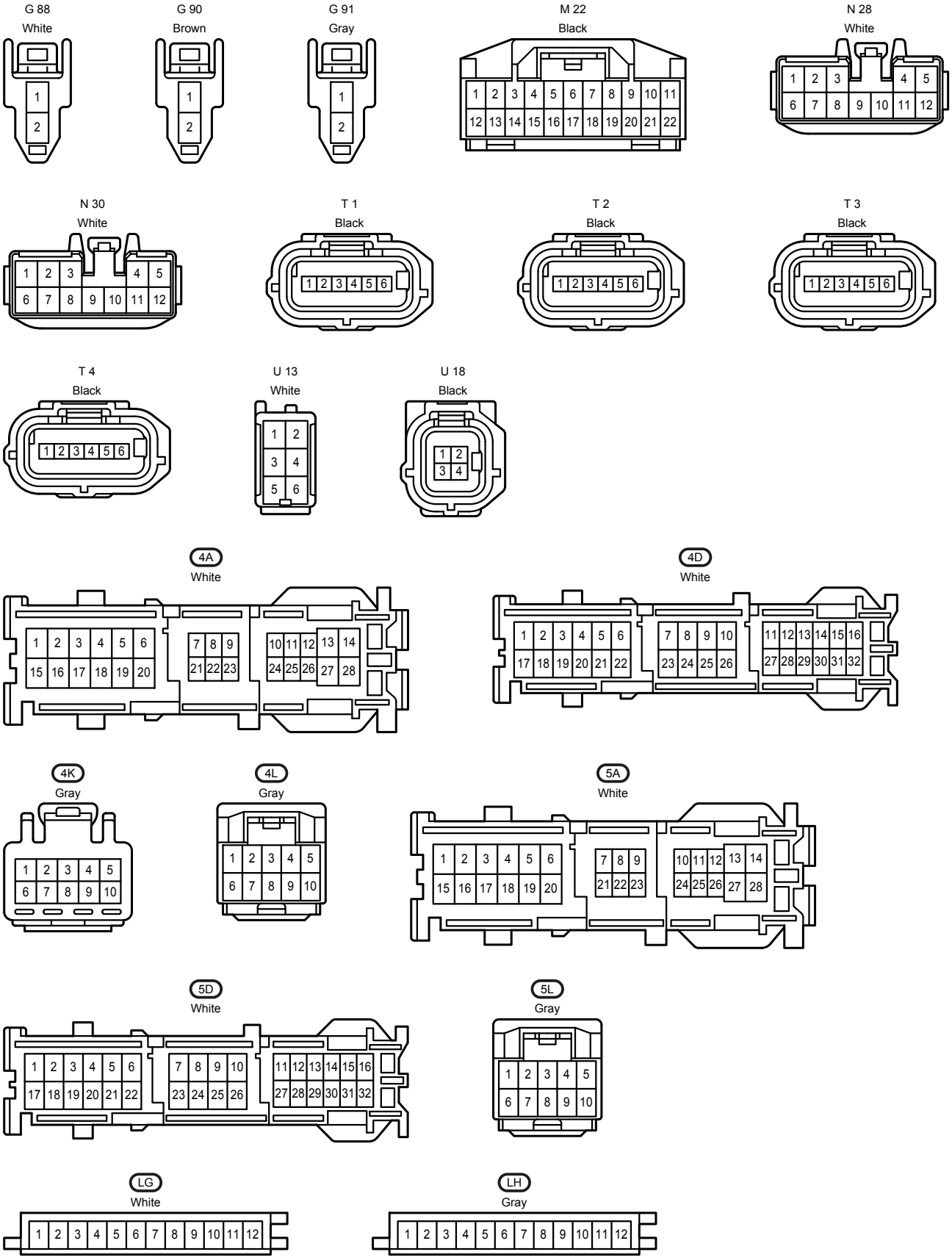
G 88
White
G 90
Brown
G 91
Gray
M 22
Black
N 28
White
N 30
White
T 1
Black
T 2
Black
T 3
Black
T 4
Black
U 13
White
U 18
Black
4A
White
4D
White
4K
Gray
4L
Gray
5A
White
5D
White
5L
Gray
LG
White
LH
Gray

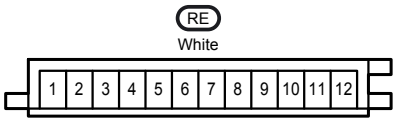
RE
White
1 2 3 4 5 6 7 8 9 10 11 12

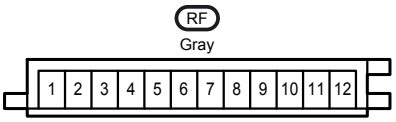
RF
Gray
1 2 3 4 5 6 7 8 9 10 11 12

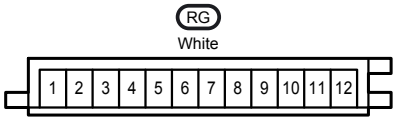
RG
White
1 2 3 4 5 6 7 8 9 10 11 12

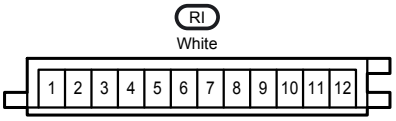
RI
White
1 2 3 4 5 6 7 8 9 10 11 12

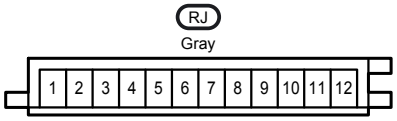
RJ
Gray
1 2 3 4 5 6 7 8 9 10 11 12

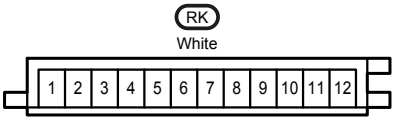
RK
White
1 2 3 4 5 6 7 8 9 10 11 12

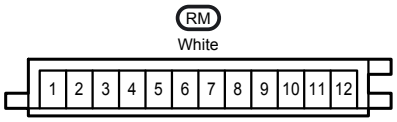
RM
White
1 2 3 4 5 6 7 8 9 10 11 12

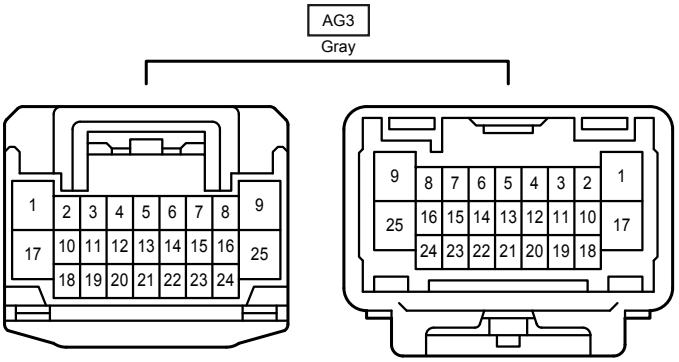
AG3
Gray
1 2 3 4 5 6 7 8 9
17 10 11 12 13 14 15 16 25
18 19 20 21 22 23 24
9 8 7 6 5 4 3 2 1
25 16 15 14 13 12 11 10 17
24 23 22 21 20 19 18

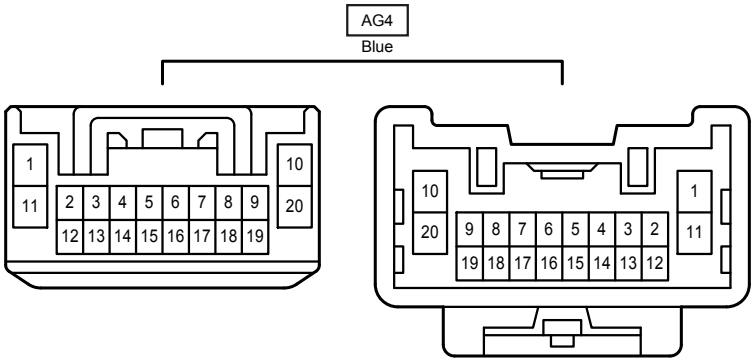
AG4
Blue
1 10
11 2 3 4 5 6 7 8 9 20
12 13 14 15 16 17 18 19
10 1
20 9 8 7 6 5 4 3 2 11
19 18 17 16 15 14 13 12

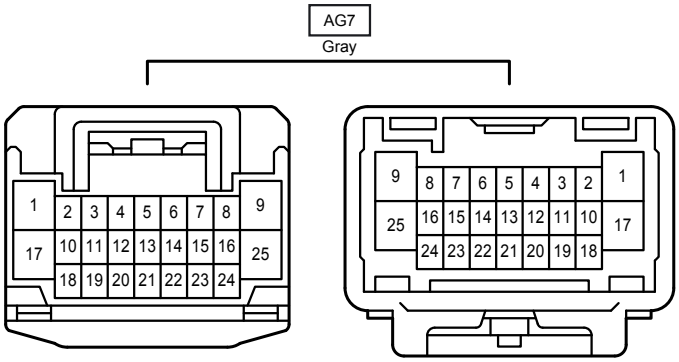
AG7
Gray
1 2 3 4 5 6 7 8 9
17 10 11 12 13 14 15 16 25
18 19 20 21 22 23 24
9 8 7 6 5 4 3 2 1
25 16 15 14 13 12 11 10 17
24 23 22 21 20 19 18

BA1
Blue

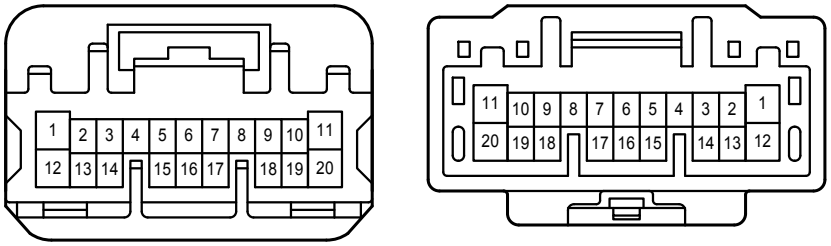

BC1
Black

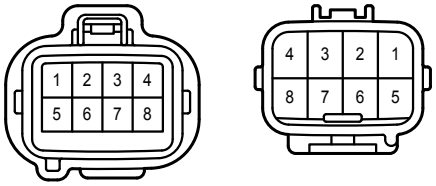

DA2
White

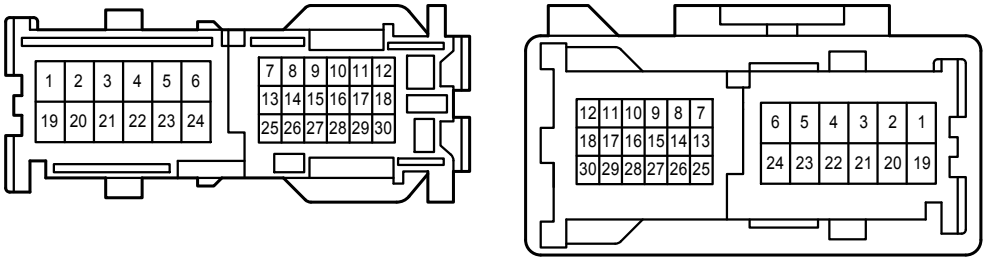

FG1
Blue

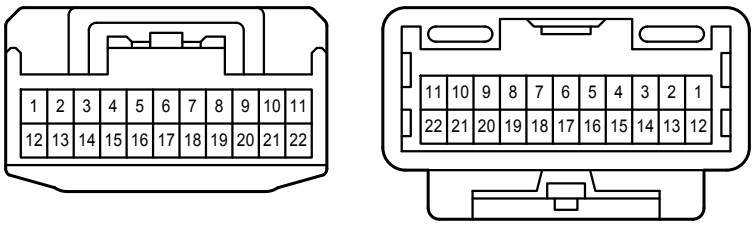

FG2
Gray

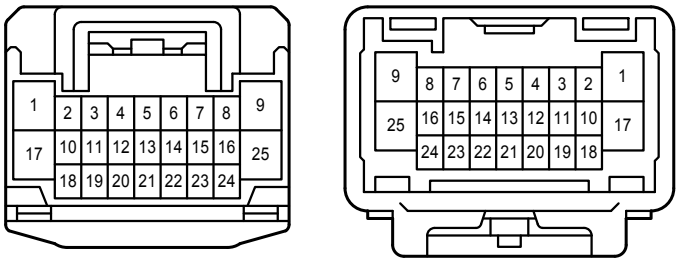

FG3
White

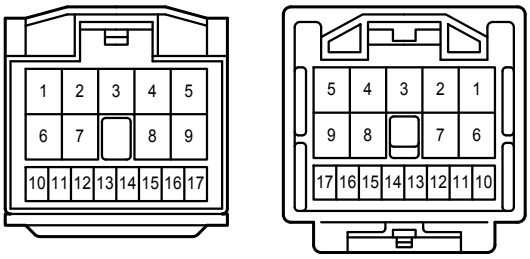

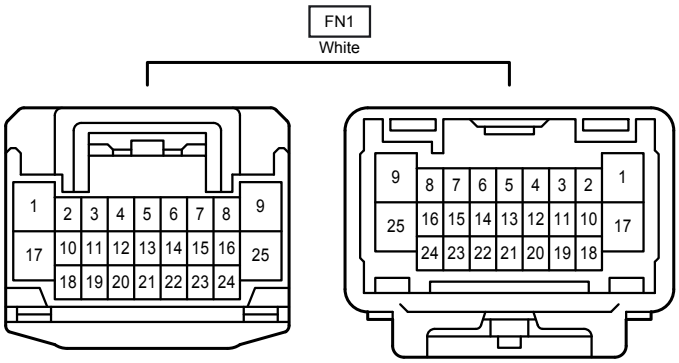
FN1
White

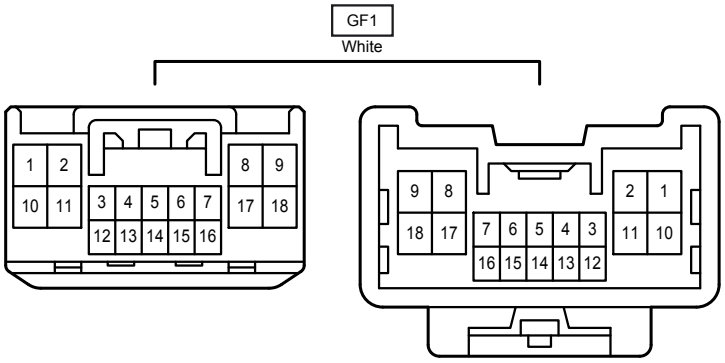
GF1
White

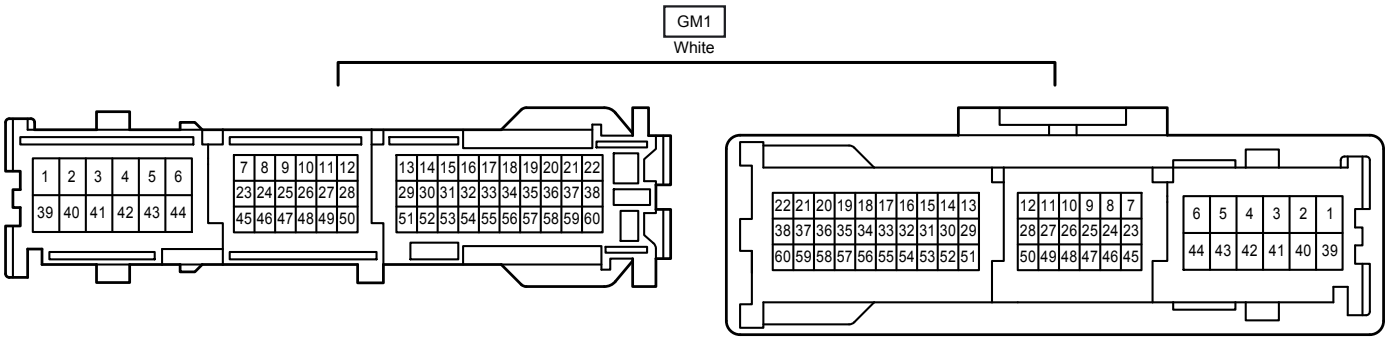
GM1
White

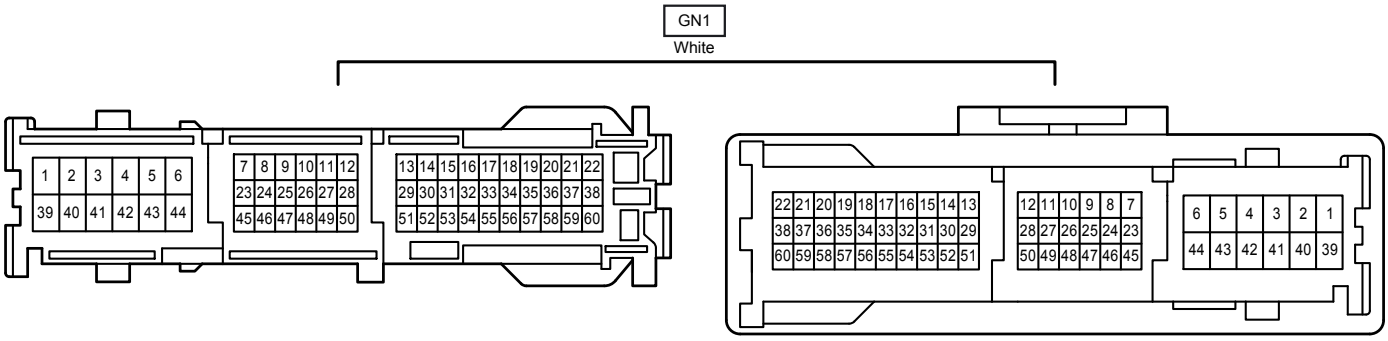
GN1
White

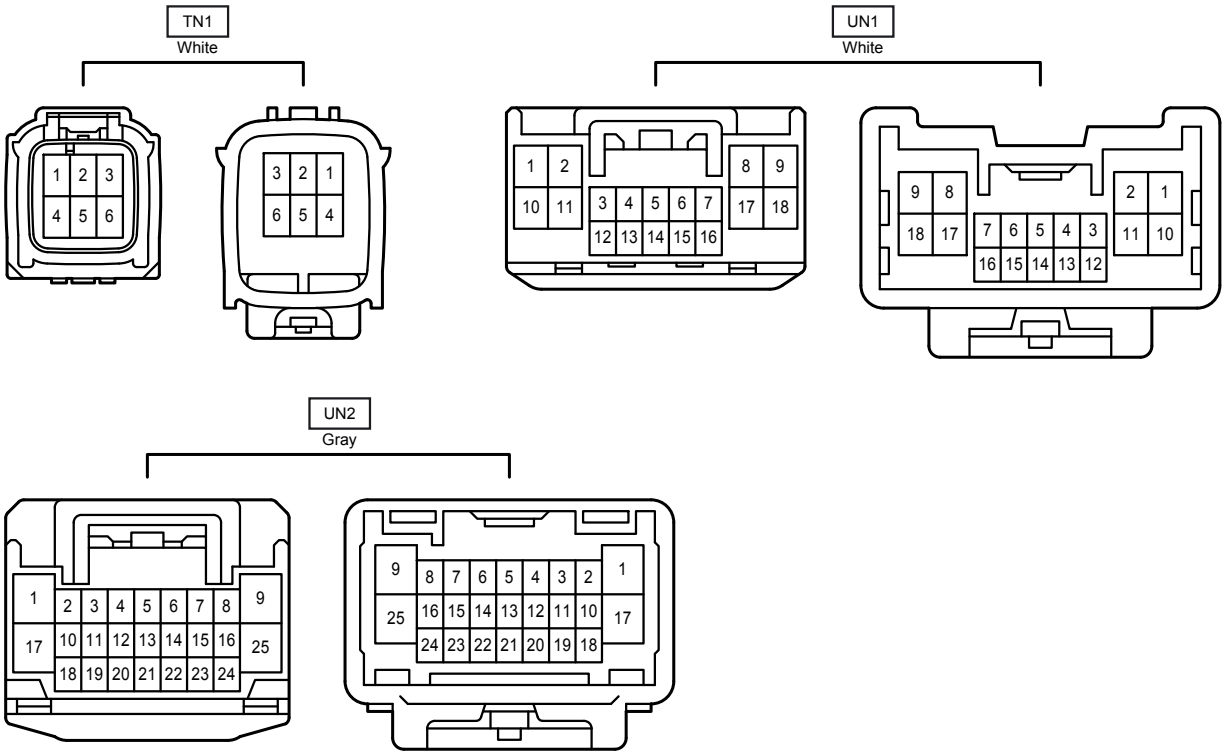
TN1
White
1 2 3
4 5 6
3 2 1
6 5 4
UN1
White
1 2
10 11
3 4 5 6 7
12 13 14 15 16
8 9
17 18
9 8
18 17
7 6 5 4 3
16 15 14 13 12
2 1
11 10
UN2
Gray
1 2 3 4 5 6 7 8 9
17 10 11 12 13 14 15 16 25
18 19 20 21 22 23 24
9 8 7 6 5 4 3 2 1
25 16 15 14 13 12 11 10 17
24 23 22 21 20 19 18