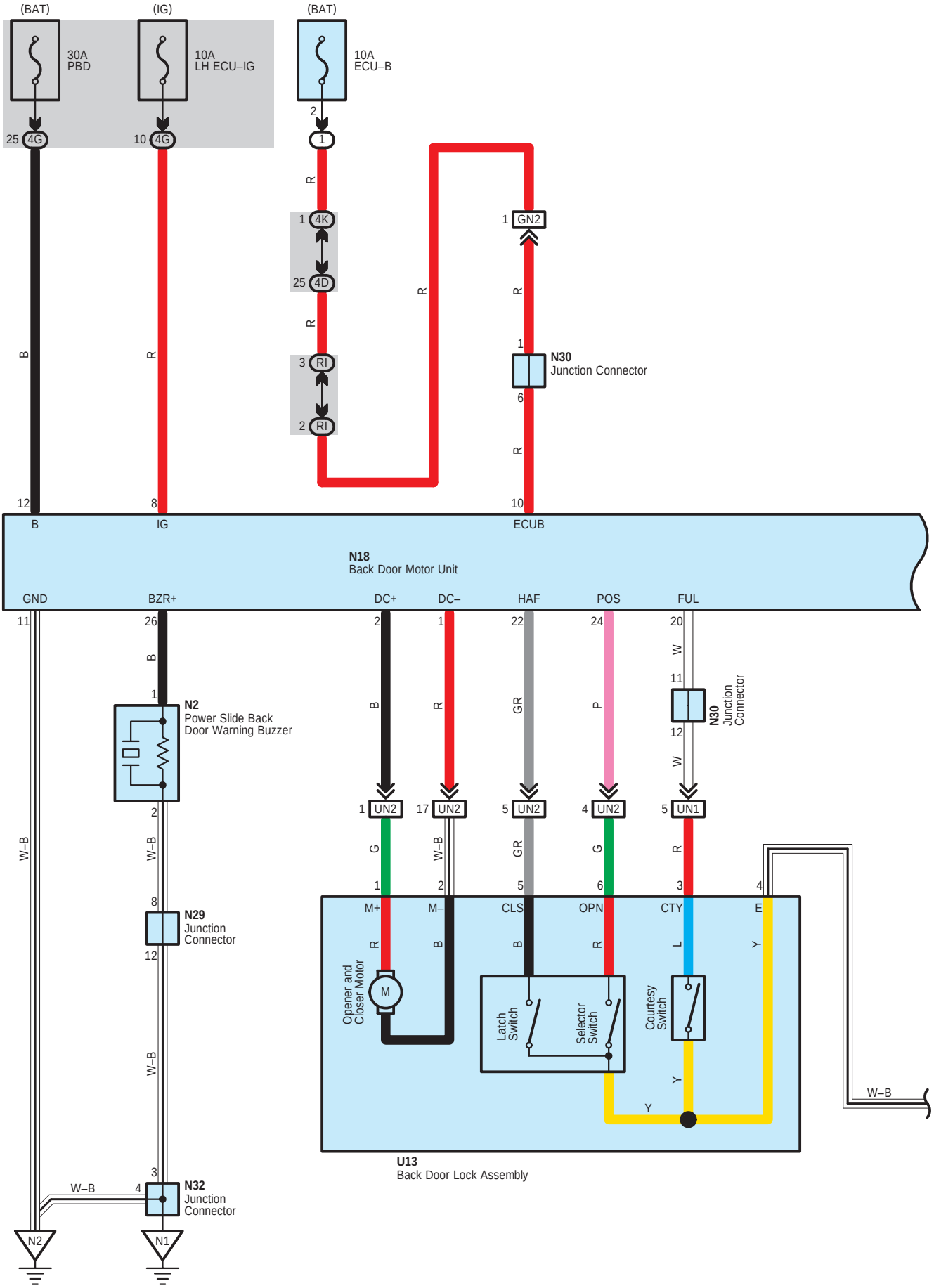
(BAT)
30A
PBD
(IG)
10A
LH ECU–IG
(BAT)
10A
ECU–B
25 4G
10 4G
2
1
R
1 4K
25 4D
R
3 RI
2 RI
R
1 GN2
R
1
N30
Junction Connector
6
R
B
R
12
8
10
B
IG
ECUB
N18
Back Door Motor Unit
GND
BZR+
DC+
DC–
HAF
POS
FUL
11
26
B
1
N2
Power Slide Back
Door Warning Buzzer
2
W–B
8
N29
Junction
Connector
12
W–B
3
W–B
4
N32
Junction
Connector
N2
N1
2
B
1
R
22
GR
24
P
20
W
11
N30
Junction
Connector
12
W
1 UN2
17 UN2
5 UN2
4 UN2
5 UN1
G
W–B
GR
G
R
1
2
5
6
3
4
M+
M–
CLS
OPN
CTY
E
R
B
B
R
L
Y
Opener and
Closer Motor
M
Latch
Switch
Selector
Switch
Courtesy
Switch
Y
Y
W–B
U13
Back Door Lock Assembly

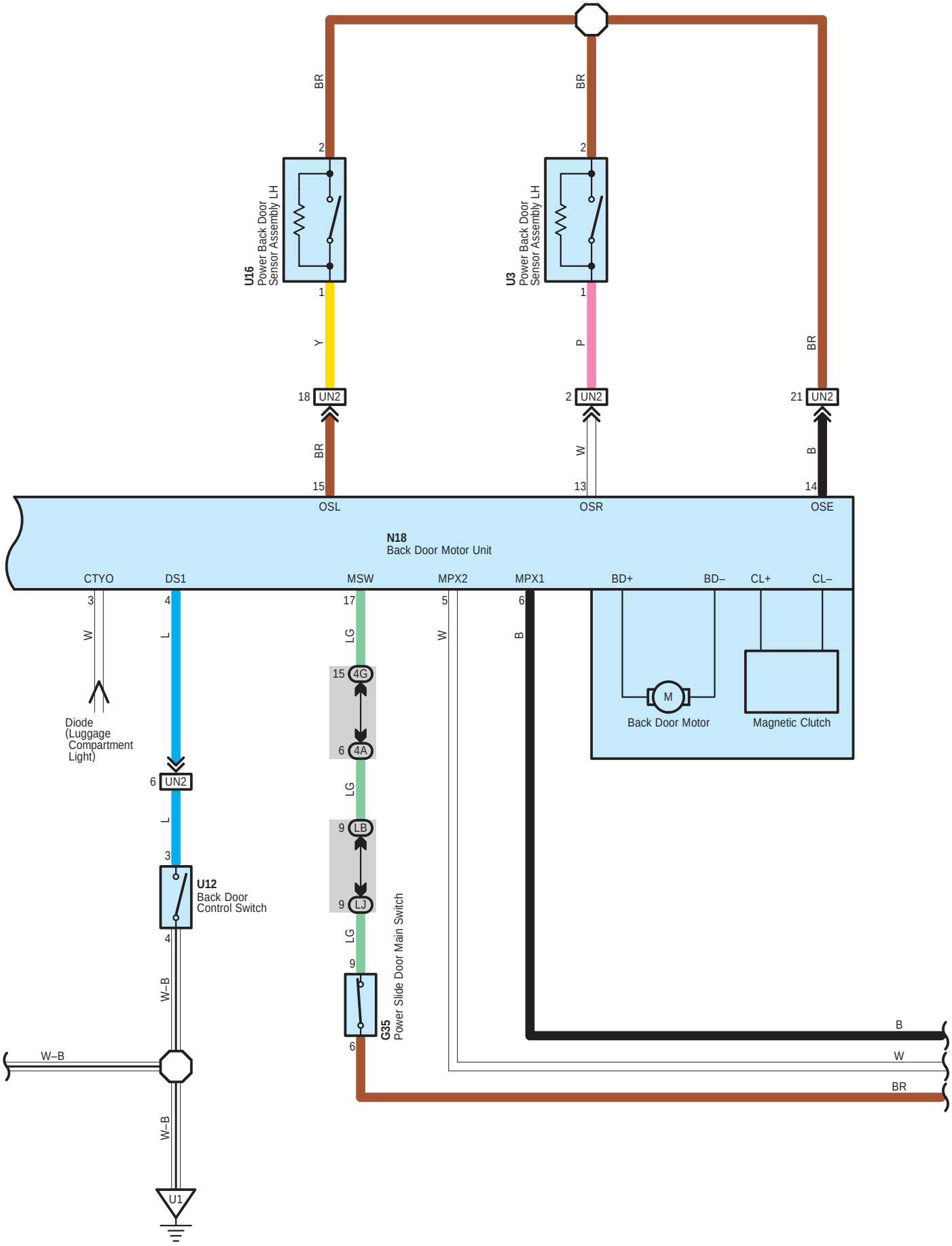
U16
Power Back Door
Sensor Assembly LH
U3
Power Back Door
Sensor Assembly LH
BR
Y
P
W
B
UN2
OSL
OSR
OSE
N18
Back Door Motor Unit
CTYO
DS1
MSW
MPX2
MPX1
BD+
BD–
CL+
CL–
Back Door Motor
Magnetic Clutch
Diode
(Luggage
Compartment
Light)
U12
Back Door
Control Switch
G35
Power Slide Door Main Switch
W–B
U1

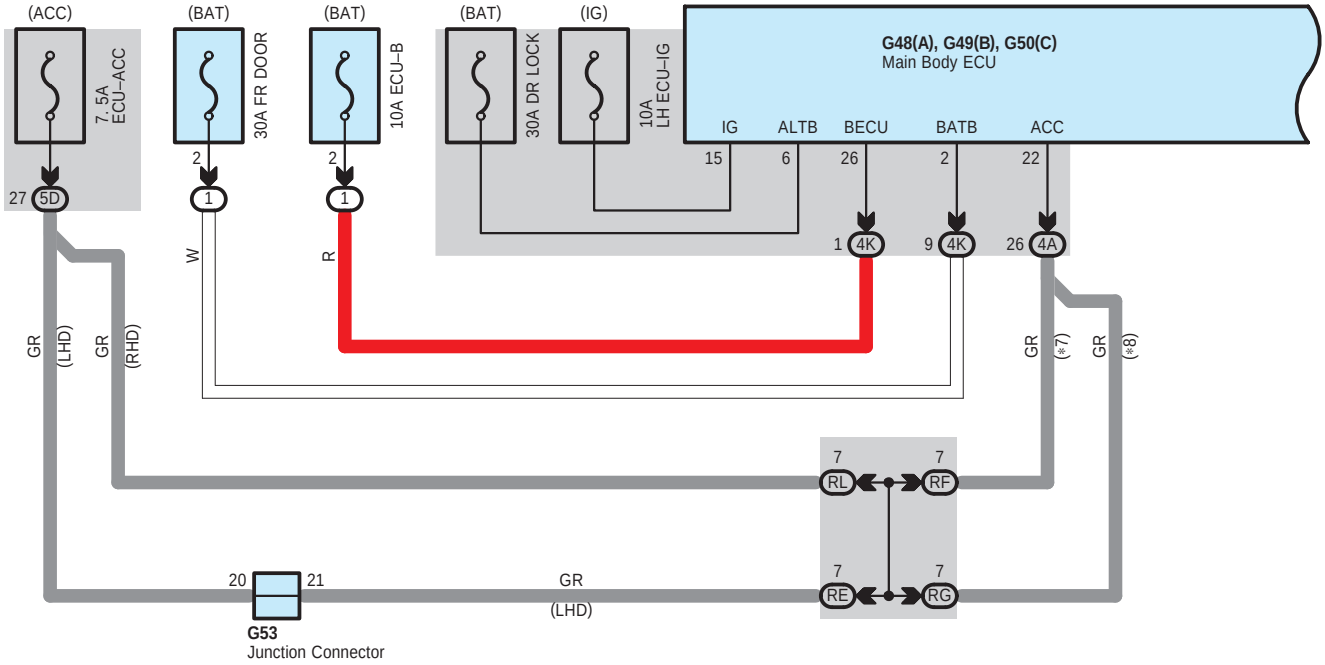

∗ 7 : RHD, LHD From Aug. 2010 Production
∗ 8 : LHD Before Aug. 2010 Production

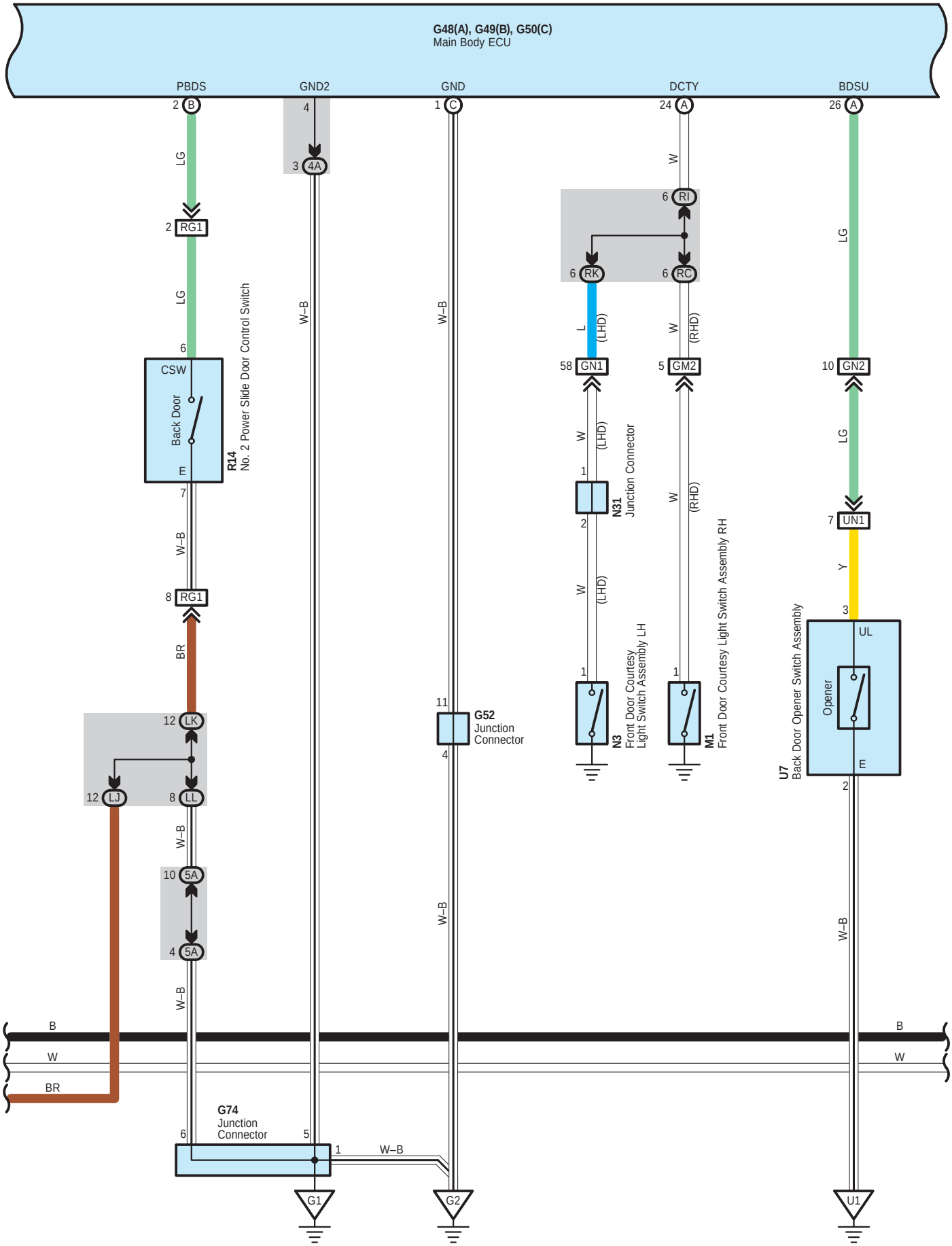
G48(A), G49(B), G50(C)
Main Body ECU
PBDS
GND2
GND
DCTY
BDSU
2 B
4
1 C
24 A
26 A
LG
3 4A
W
2 RG1
6 RI
6 RK
6 RC
LG
W–B
W–B
L
(LHD)
W
(RHD)
6
CSW
Back Door
E
R14
No. 2 Power Slide Door Control Switch
58 GN1
5 GM2
10 GN2
W
(LHD)
W
(RHD)
LG
1
N31
Junction Connector
2
7
W–B
W
(LHD)
W
(RHD)
7 UN1
Y
8 RG1
3
UL
BR
1
1
Opener
E
2
11
G52
Junction
Connector
4
N3
Front Door Courtesy
Light Switch Assembly LH
M1
Front Door Courtesy Light Switch Assembly RH
U7
Back Door Opener Switch Assembly
12 LK
12 LJ
8 LL
W–B
10 5A
4 5A
W–B
W–B
W–B
B
W
BR
B
W
G74
Junction
Connector
6
5
1
W–B
G1
G2
U1

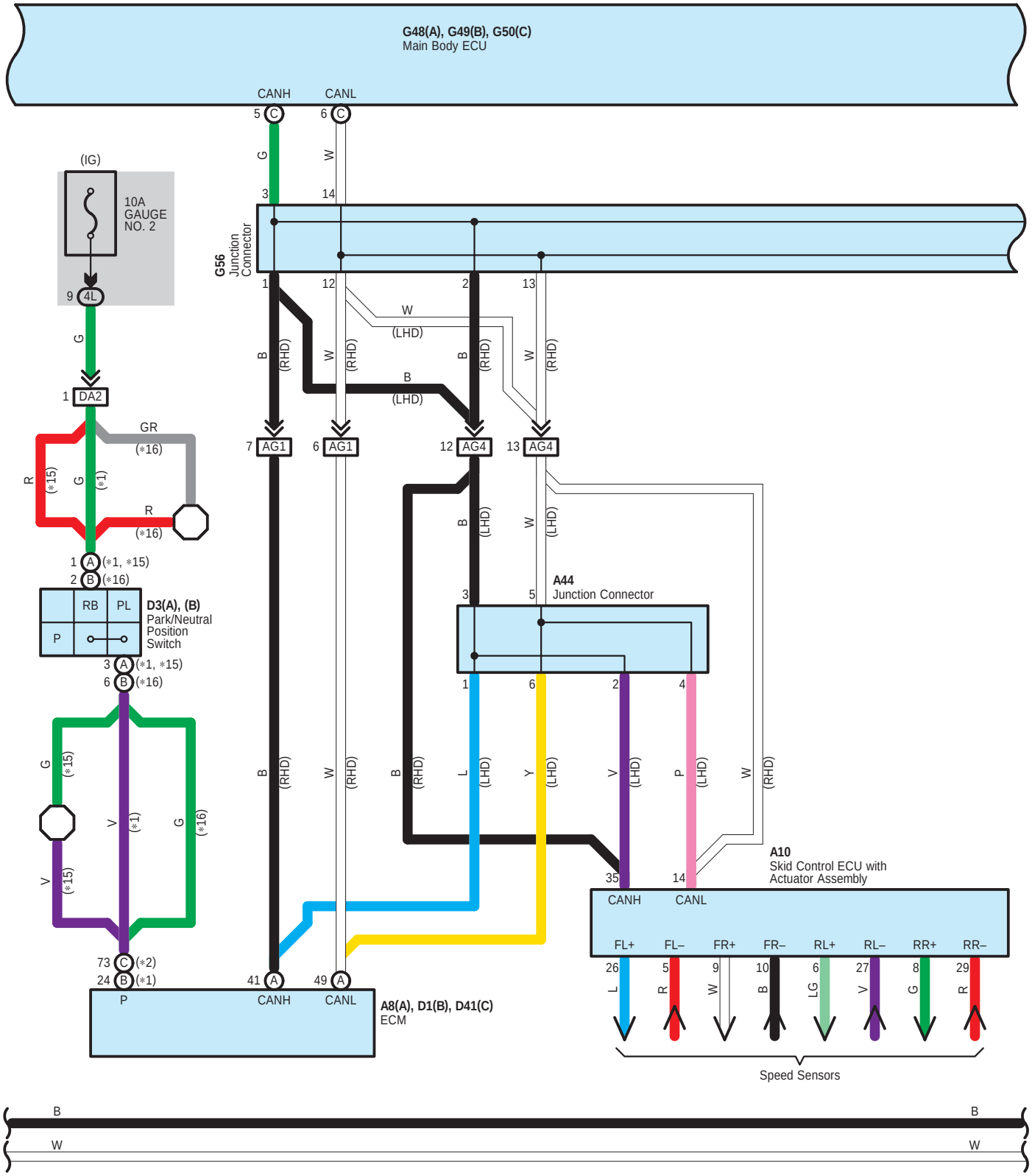
G48(A), G49(B), G50(C)
Main Body ECU
CANH
CANL
(IG)
10A
GAUGE
NO. 2
4L
G56
Junction
Connector
DA2
GR
(*16)
(*15)
(*1)
AG1
AG4
(RHD)
(LHD)
A44
Junction Connector
D3(A), (B)
Park/Neutral
Position
Switch
RB
PL
P
(*1, *15)
(*16)
A10
Skid Control ECU with
Actuator Assembly
FL+
FL–
FR+
FR–
RL+
RL–
RR+
RR–
Speed Sensors
A8(A), D1(B), D41(C)
ECM

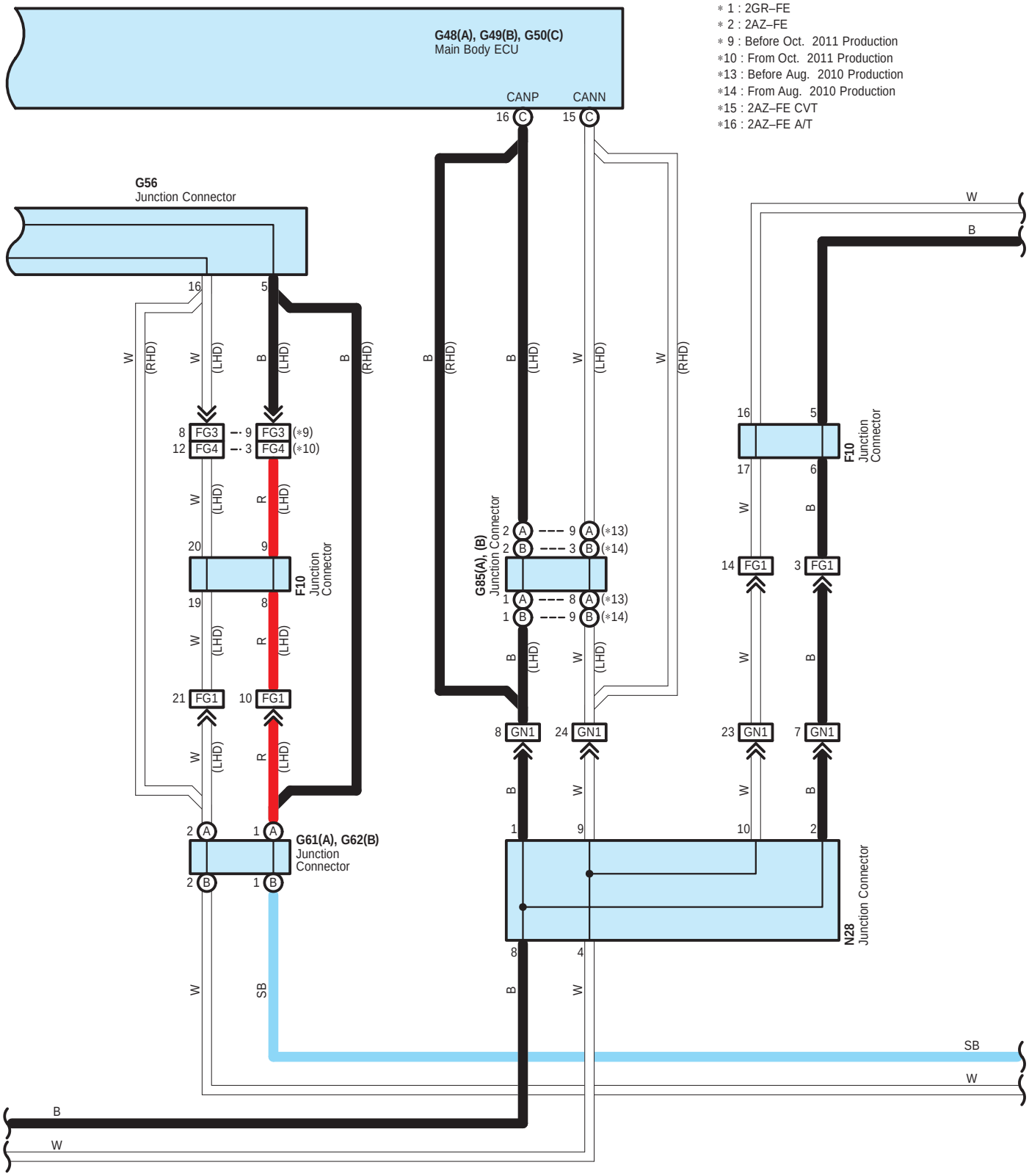
∗ 1 : 2GR–FE
∗ 2 : 2AZ–FE
∗ 9 : Before Oct. 2011 Production
∗10 : From Oct. 2011 Production
∗13 : Before Aug. 2010 Production
∗14 : From Aug. 2010 Production
∗15 : 2AZ–FE CVT
∗16 : 2AZ–FE A/T
G48(A), G49(B), G50(C)
Main Body ECU
CANP
CANN
G56
Junction Connector
FG3
FG4
FG1
GN1
F10
Junction Connector
G85(A), (B)
Junction Connector
G61(A), G62(B)
Junction Connector
N28
Junction Connector
(RHD)
(LHD)
W
B
R
SB

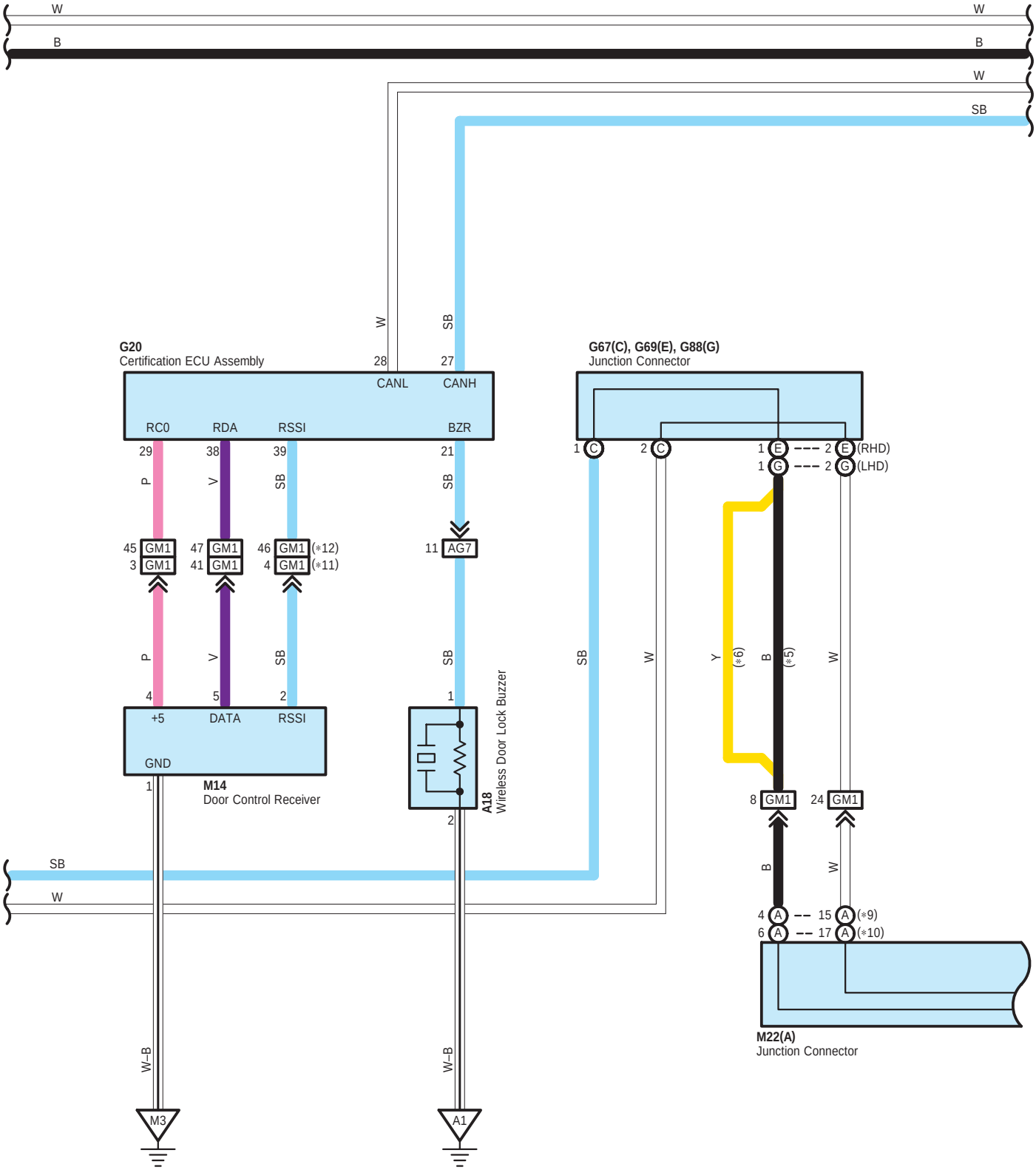
W
B
W
B
W
SB
G20
Certification ECU Assembly
28
27
CANL
CANH
RC0
RDA
RSSI
BZR
29
38
39
21
P
V
SB
SB
45 GM1
3 GM1
47 GM1
41 GM1
46 GM1 (*12)
4 GM1 (*11)
11 AG7
P
V
SB
SB
4
5
2
1
+5
DATA
RSSI
GND
1
M14
Door Control Receiver
A18
Wireless Door Lock Buzzer
2
G67(C), G69(E), G88(G)
Junction Connector
1 C
2 C
1 E
2 E (RHD)
1 G
2 G (LHD)
SB
W
Y
(*6)
B
(*5)
W
8 GM1
24 GM1
B
W
4 A
15 A (*9)
6 A
17 A (*10)
M22(A)
Junction Connector
SB
W
W–B
W–B
M3
A1

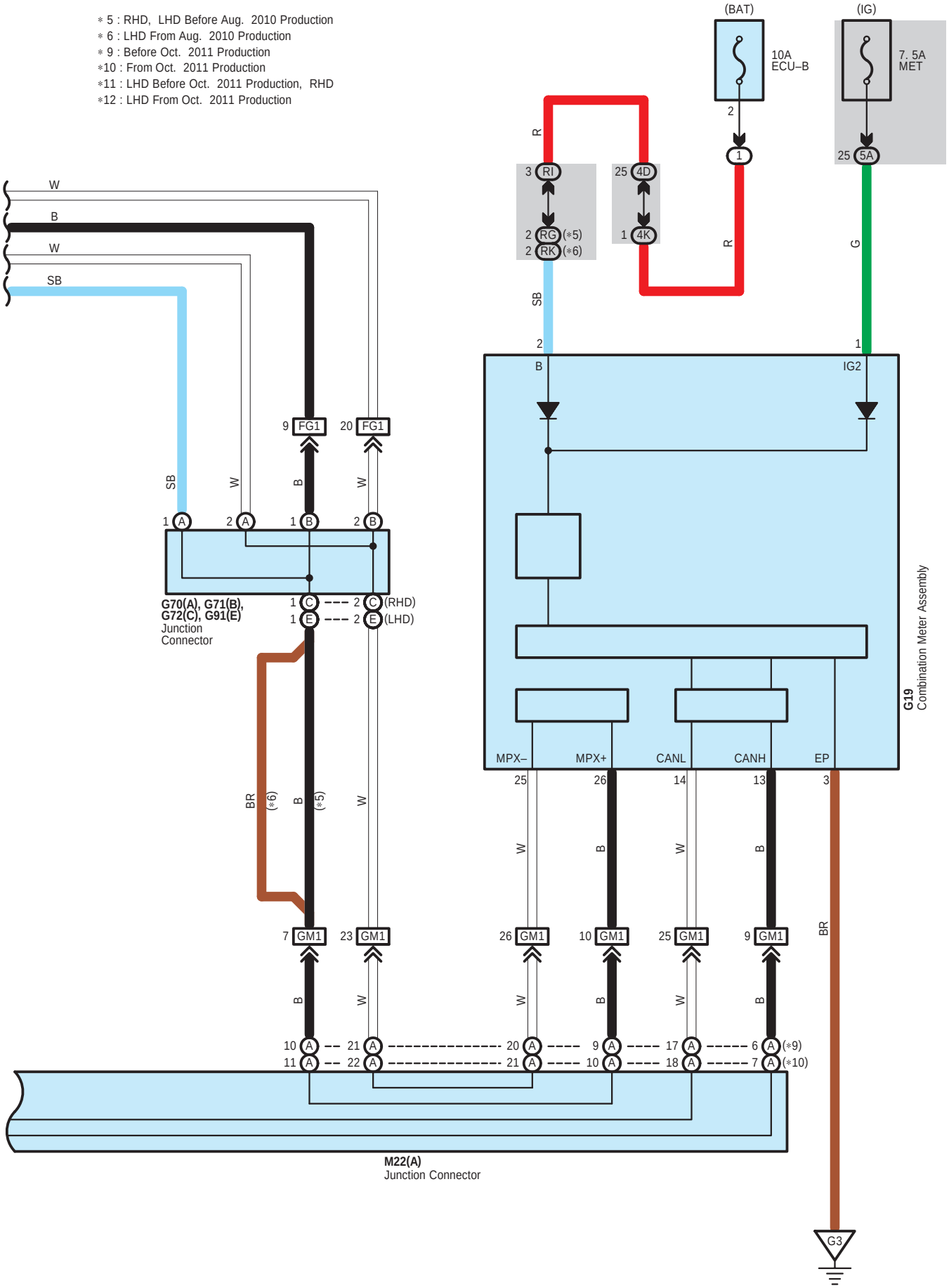
∗ 5 : RHD, LHD Before Aug. 2010 Production
∗ 6 : LHD From Aug. 2010 Production
∗ 9 : Before Oct. 2011 Production
∗10 : From Oct. 2011 Production
∗11 : LHD Before Oct. 2011 Production, RHD
∗12 : LHD From Oct. 2011 Production
(BAT)
10A
ECU–B
(IG)
7. 5A
MET
3 RI
2 RG (∗5)
2 RK (∗6)
25 4D
1 4K
25 5A
W
B
W
SB
9 FG1
20 FG1
1 A
2 A
1 B
2 B
G70(A), G71(B),
G72(C), G91(E)
Junction
Connector
1 C
2 C (RHD)
1 E
2 E (LHD)
BR
(∗6)
B
(∗5)
W
7 GM1
23 GM1
10 A
21 A
11 A
22 A
M22(A)
Junction Connector
R
SB
G
2
B
1
IG2
G19
Combination Meter Assembly
MPX–
MPX+
CANL
CANH
EP
25
26
14
13
3
26 GM1
10 GM1
25 GM1
9 GM1
20 A
21 A
9 A
10 A
17 A
18 A
6 A (∗9)
7 A (∗10)
G3

A 8
Black

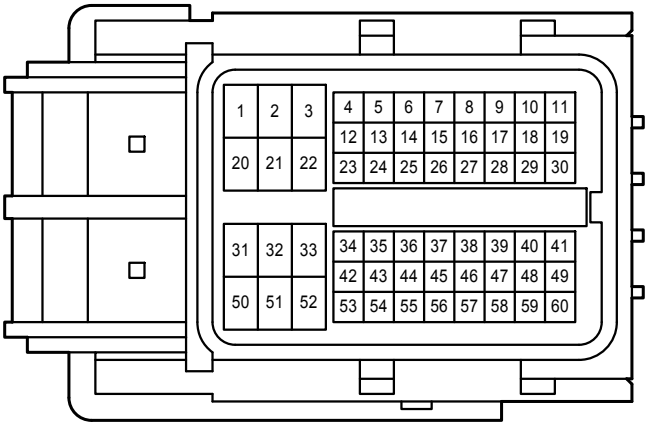

A 10
Black

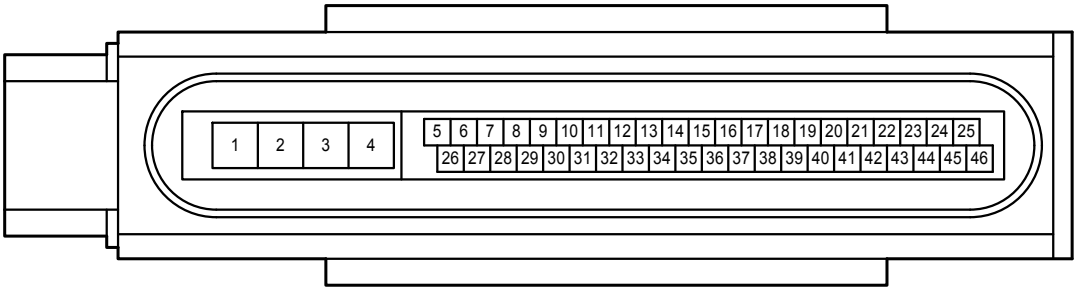

A 18
Black

A 44
Gray

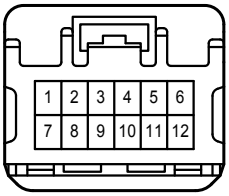

(Before Oct. 2011 Production)

A 44
Black

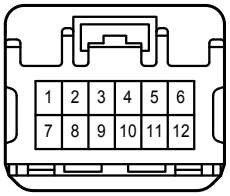

(From Oct. 2011 Production)

D 1
Black

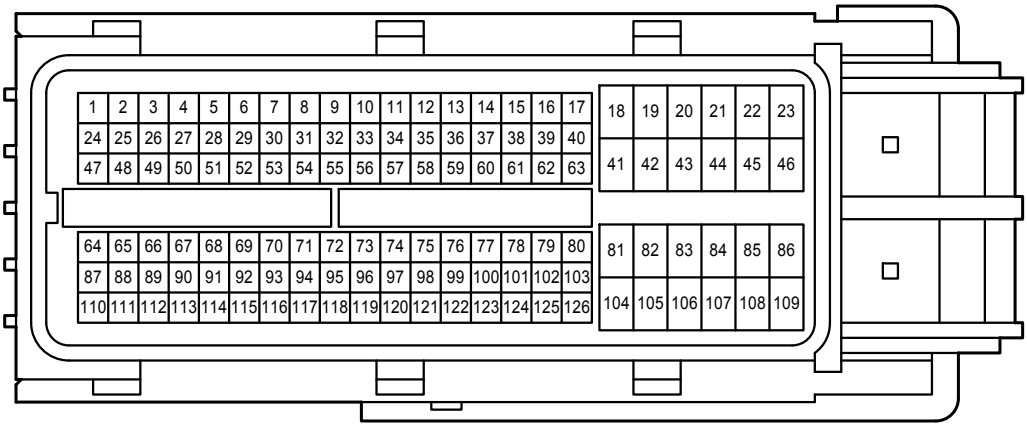

D 3
Gray

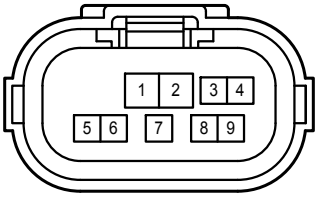

D 41
Black

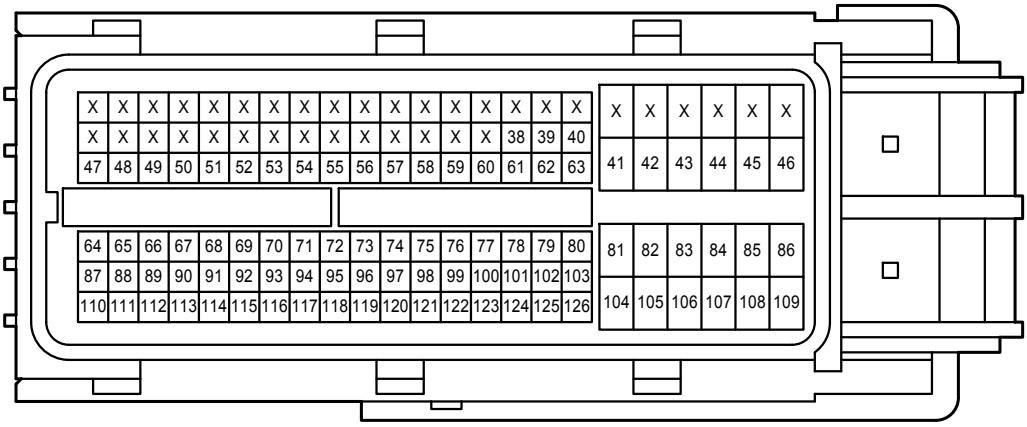

F 10
Black

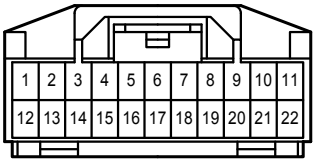

G 19
White

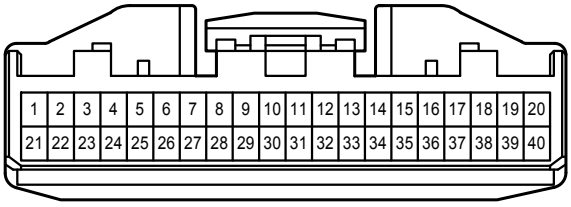

G 20
White

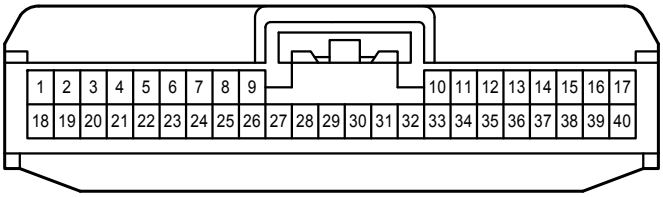

G 35
White

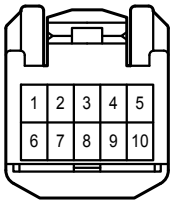

G 48
White

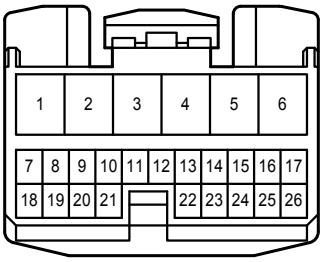

G 49
White

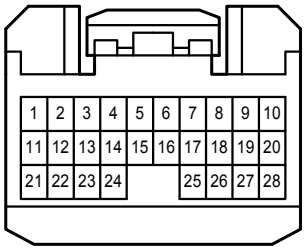

G 50
White

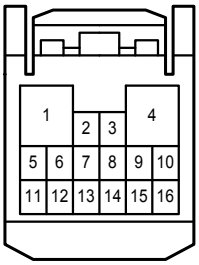

G 52
Gray

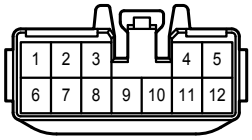

G 53
Black

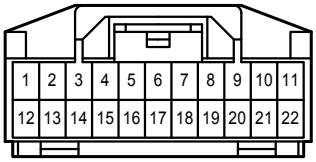

G 56
Gray

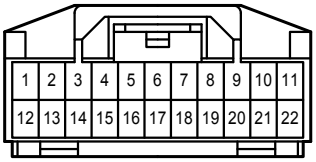

G 61
Brown

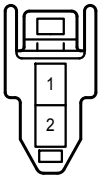

G 62
Brown

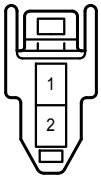

G 67
White

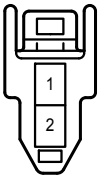

G 69
Black

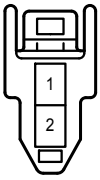

G 70
Gray

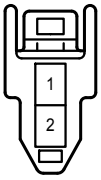

G 71
Gray

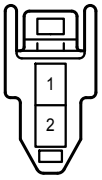

G 72
Brown

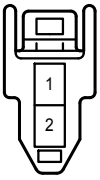

G 74
White

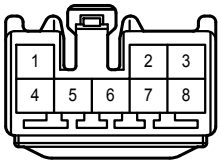

G 85
Gray

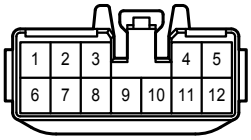

G 88
White

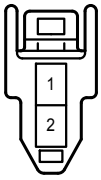

G 91
Gray

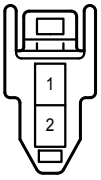

M 1
White

M 14
White

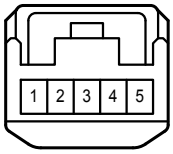

M 22
Black

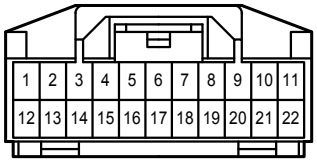

N 2
Black

N 3
White

N 18
White

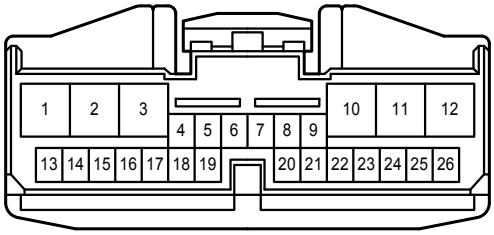

N 28
White

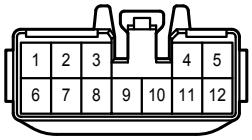

N 29
Blue

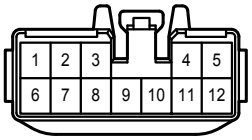

N 30
White

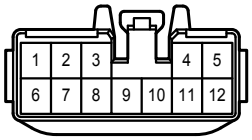

N 31
Gray

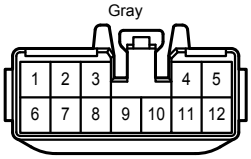

N 32
Black

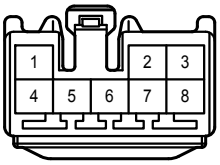

R 14
White

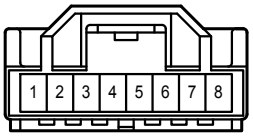

U 3
White

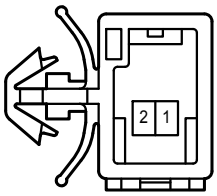

U 7
White

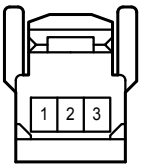

U 12
Black



U 13
White

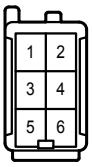

U 16
Black

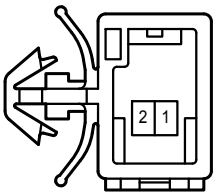

4A
White

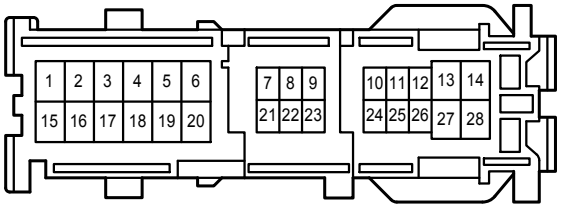

4D
White

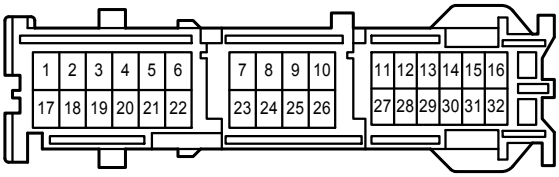

4G
White

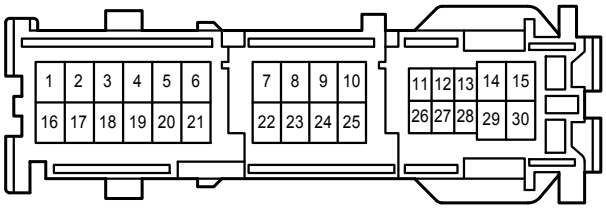

4K
Gray



4L
Gray

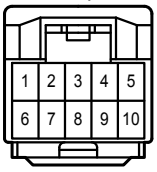

5A
White

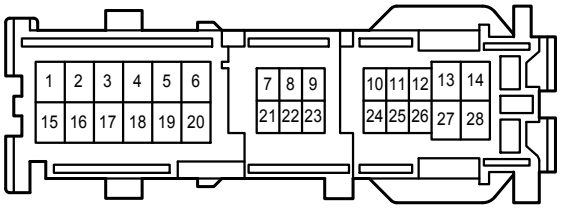

5D
White

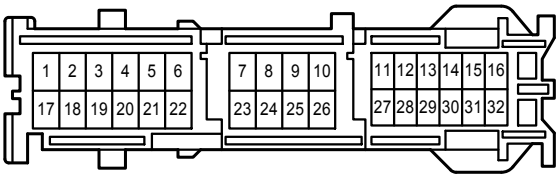

LB
Gray

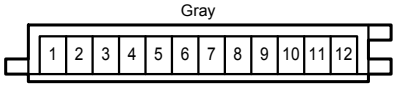

LJ
Gray

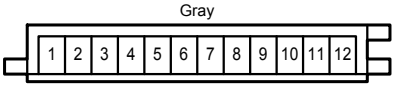

LK
White

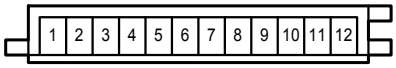

LL
Gray

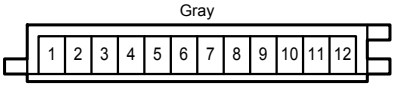

RC
White

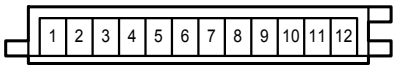

RE
White

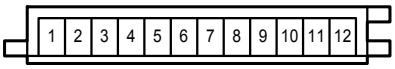

RF
Gray

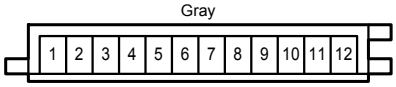

RG
White

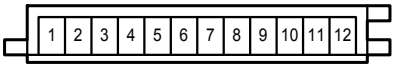

RI
White

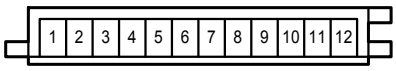

RK
White

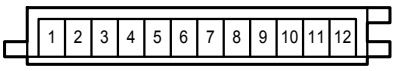

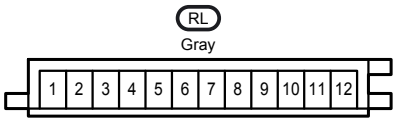
RL
Gray
1 2 3 4 5 6 7 8 9 10 11 12

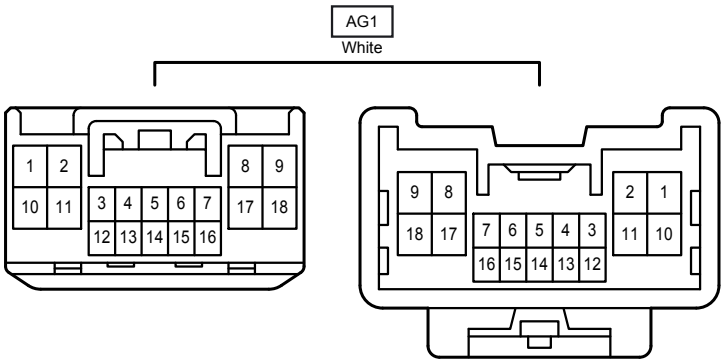
AG1
White
1 2
10 11
3 4 5 6 7
12 13 14 15 16
8 9
17 18
9 8
18 17
7 6 5 4 3
16 15 14 13 12
2 1
11 10

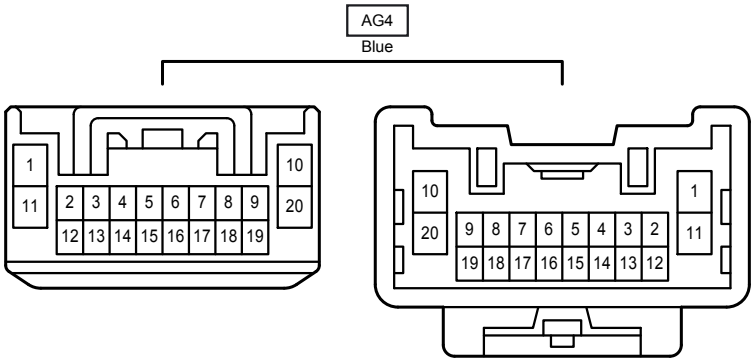
AG4
Blue
1
11
2 3 4 5 6 7 8 9
12 13 14 15 16 17 18 19
10
20
10
20
9 8 7 6 5 4 3 2
19 18 17 16 15 14 13 12
1
11

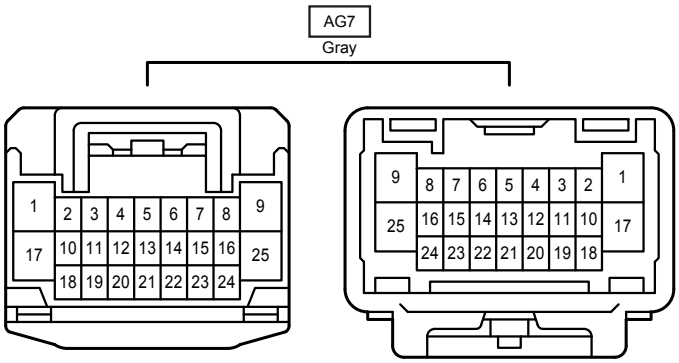
AG7
Gray
1
17
2 3 4 5 6 7 8
10 11 12 13 14 15 16
18 19 20 21 22 23 24
9
25
9
25
8 7 6 5 4 3 2
16 15 14 13 12 11 10
24 23 22 21 20 19 18
1
17

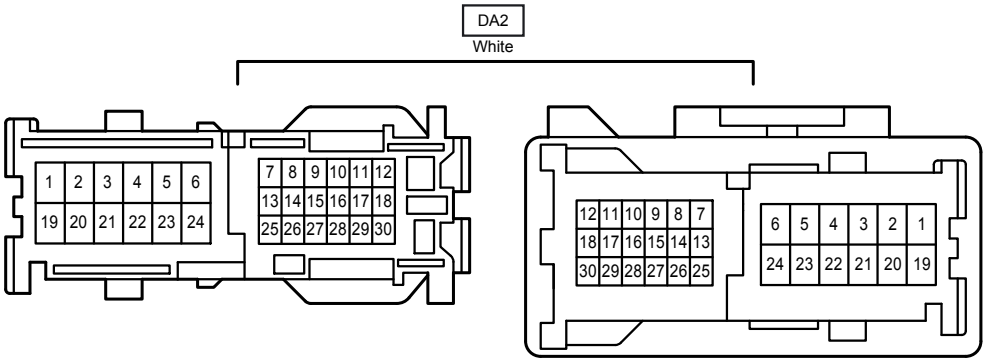
DA2
White
1 2 3 4 5 6
19 20 21 22 23 24
7 8 9 10 11 12
13 14 15 16 17 18
25 26 27 28 29 30
12 11 10 9 8 7
18 17 16 15 14 13
30 29 28 27 26 25
6 5 4 3 2 1
24 23 22 21 20 19

FG1
Blue

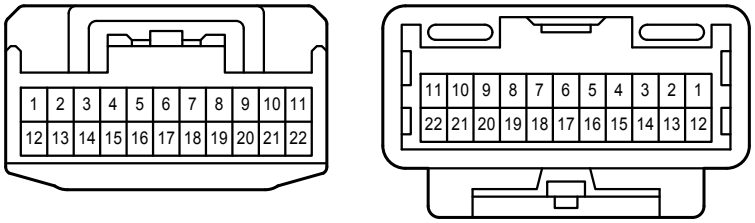

FG3
White

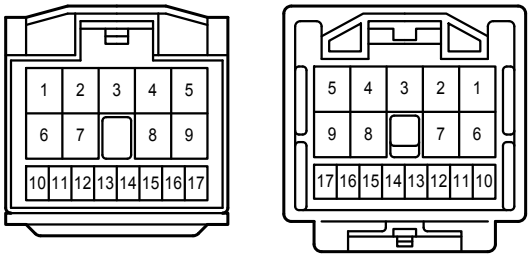

FG4
Gray

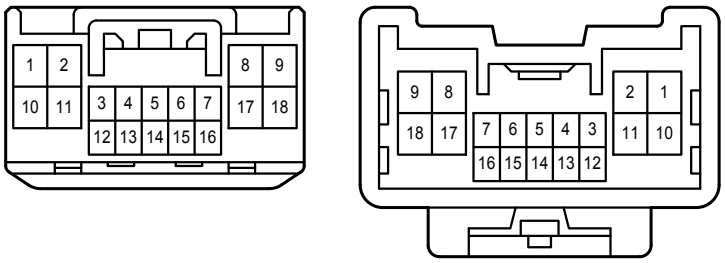

GM1
White

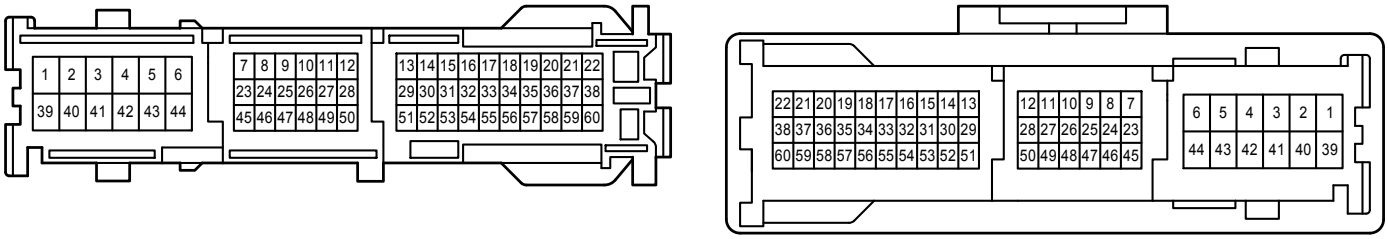

GM2
White

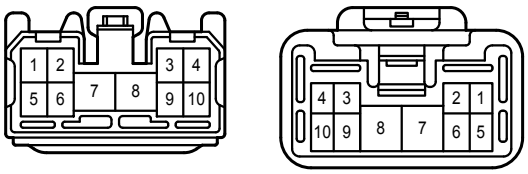

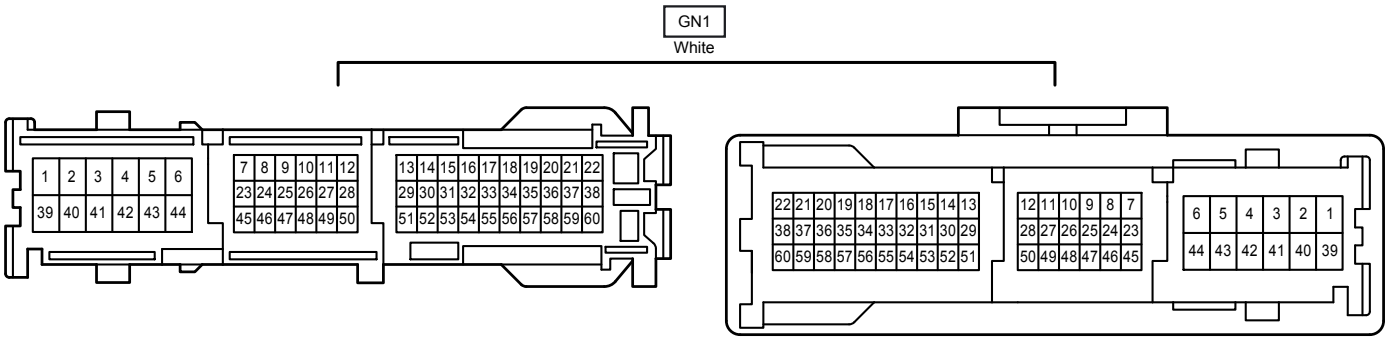
GN1
White
1 2 3 4 5 6
39 40 41 42 43 44
7 8 9 10 11 12
23 24 25 26 27 28
45 46 47 48 49 50
13 14 15 16 17 18 19 20 21 22
29 30 31 32 33 34 35 36 37 38
51 52 53 54 55 56 57 58 59 60
22 21 20 19 18 17 16 15 14 13
38 37 36 35 34 33 32 31 30 29
60 59 58 57 56 55 54 53 52 51
12 11 10 9 8 7
28 27 26 25 24 23
50 49 48 47 46 45
6 5 4 3 2 1
44 43 42 41 40 39

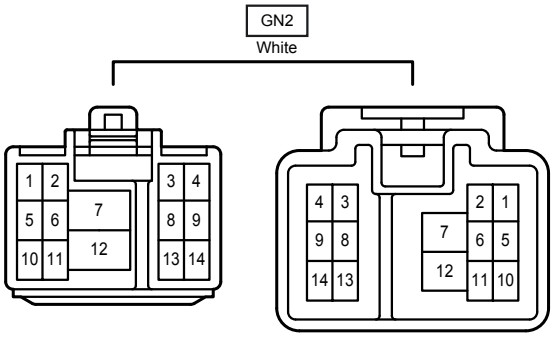
GN2
White
1 2
5 6
7
10 11
12
3 4
8 9
13 14
4 3
9 8
14 13
7
12
2 1
6 5
11 10

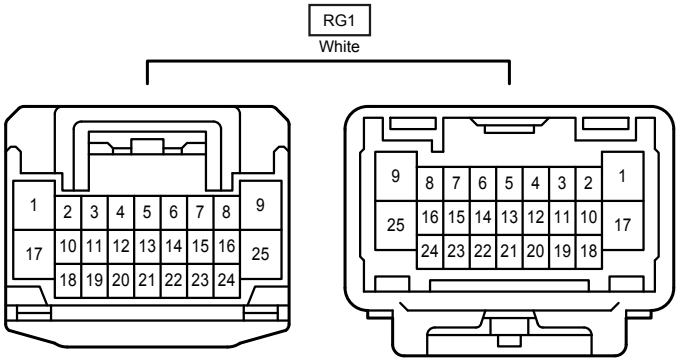
RG1
White
1
17
2 3 4 5 6 7 8
10 11 12 13 14 15 16
18 19 20 21 22 23 24
9
25
9
25
8 7 6 5 4 3 2
16 15 14 13 12 11 10
24 23 22 21 20 19 18
1
17

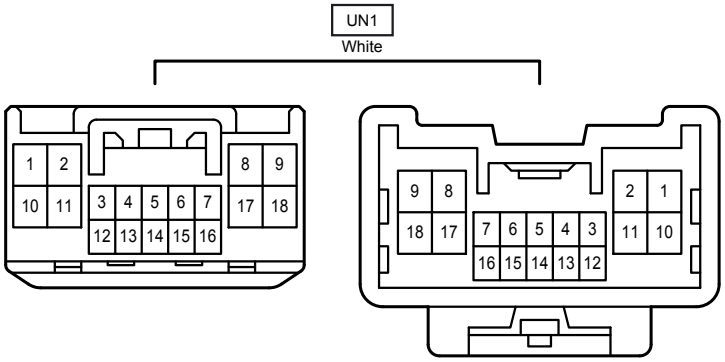
UN1
White
1 2
10 11
3 4 5 6 7
12 13 14 15 16
8 9
17 18
9 8
18 17
7 6 5 4 3
16 15 14 13 12
2 1
11 10

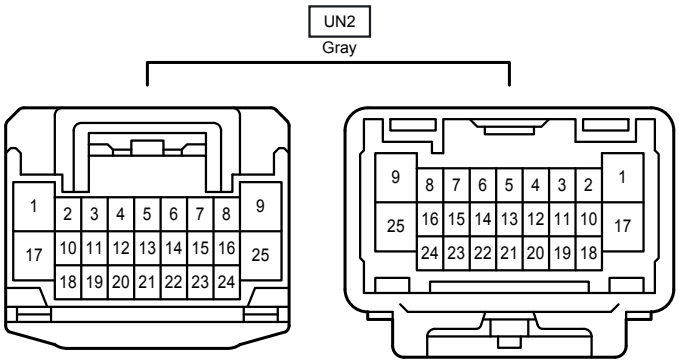
UN2
Gray
1
2
3
4
5
6
7
8
9
17
10
11
12
13
14
15
16
25
18
19
20
21
22
23
24
9
8
7
6
5
4
3
2
1
25
16
15
14
13
12
11
10
17
24
23
22
21
20
19
18