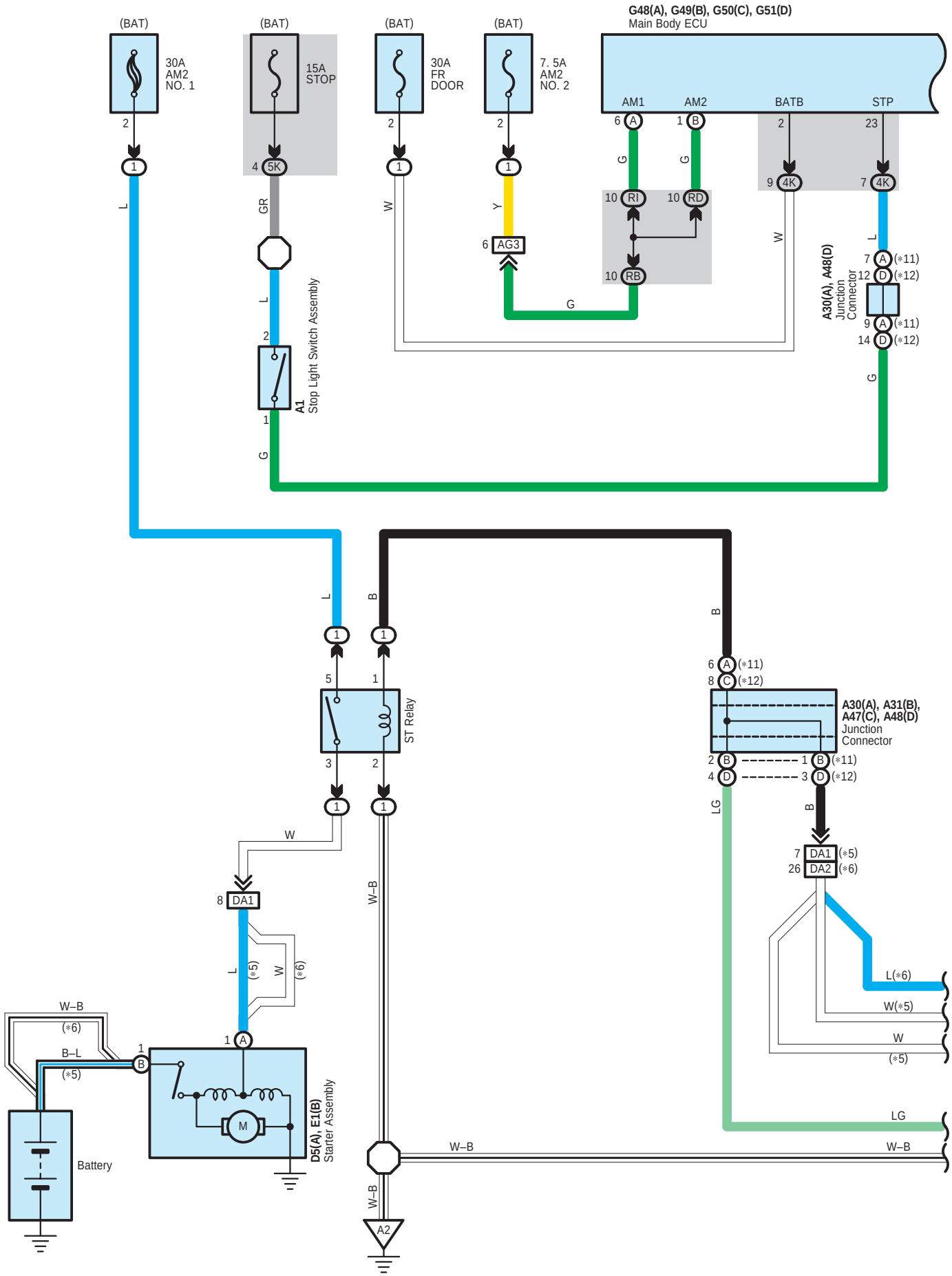
(BAT)
30A
AM2
NO. 1
15A
STOP
30A
FR
DOOR
7. 5A
AM2
NO. 2
G48(A), G49(B), G50(C), G51(D)
Main Body ECU
AM1
AM2
BATB
STP
A1
Stop Light Switch Assembly
A30(A), A48(D)
Junction
Connector
A30(A), A31(B),
A47(C), A48(D)
Junction
Connector
ST Relay
DA1
DA2
D5(A), E1(B)
Starter Assembly
Battery
W–B
B–L
L(*6)
W(*5)
LG
A2

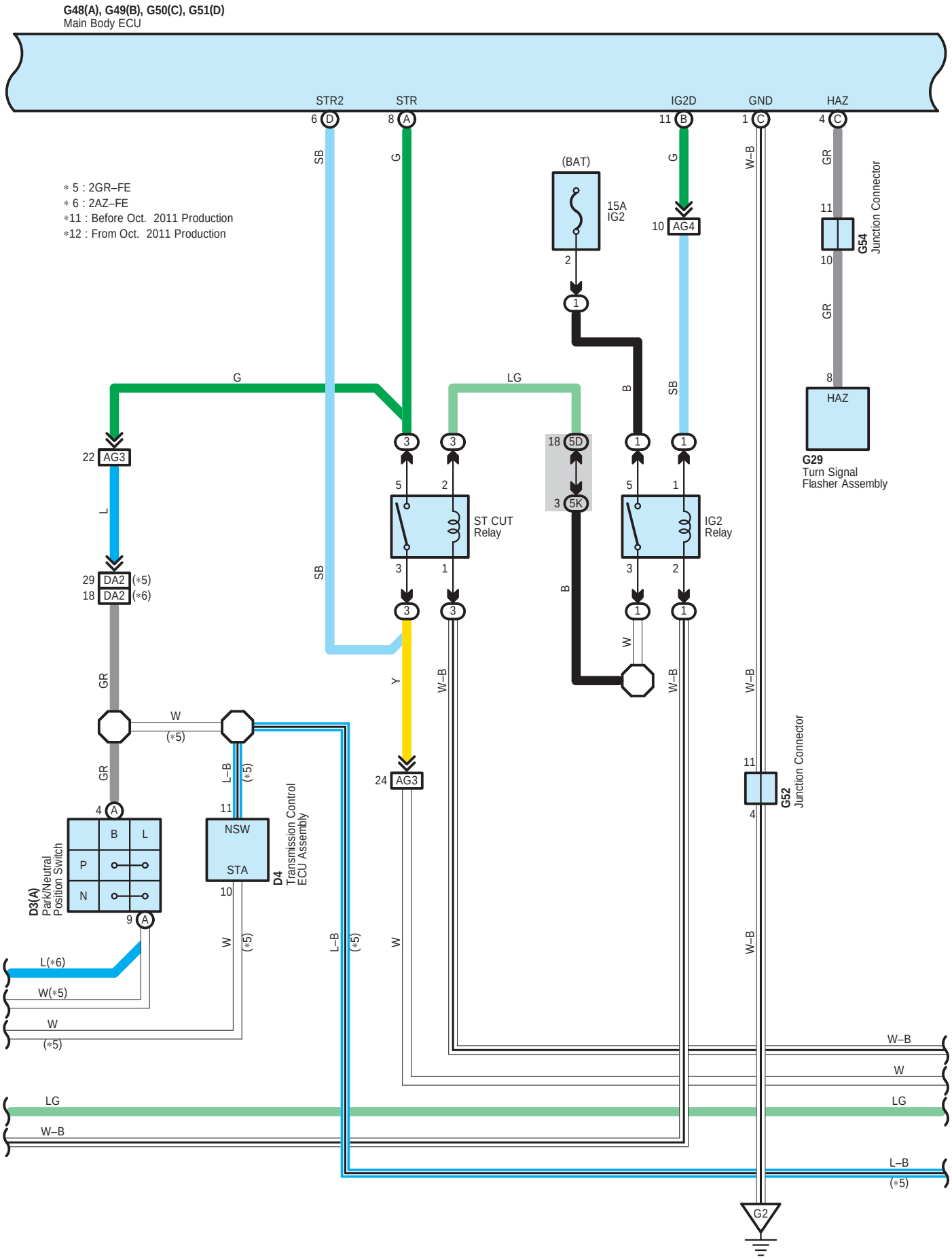
G48(A), G49(B), G50(C), G51(D)
Main Body ECU
STR2
STR
IG2D
GND
HAZ
∗5 : 2GR–FE
∗6 : 2AZ–FE
∗11 : Before Oct. 2011 Production
∗12 : From Oct. 2011 Production
(BAT)
15A
IG2
AG4
AG3
DA2
ST CUT
Relay
IG2
Relay
5D
5K
G54
Junction Connector
HAZ
G29
Turn Signal
Flasher Assembly
G52
Junction Connector
D3(A)
Park/Neutral
Position Switch
NSW
STA
D4
Transmission Control
ECU Assembly
L(∗6)
W(∗5)
W
(∗5)
LG
W–B
L–B
(∗5)
G2

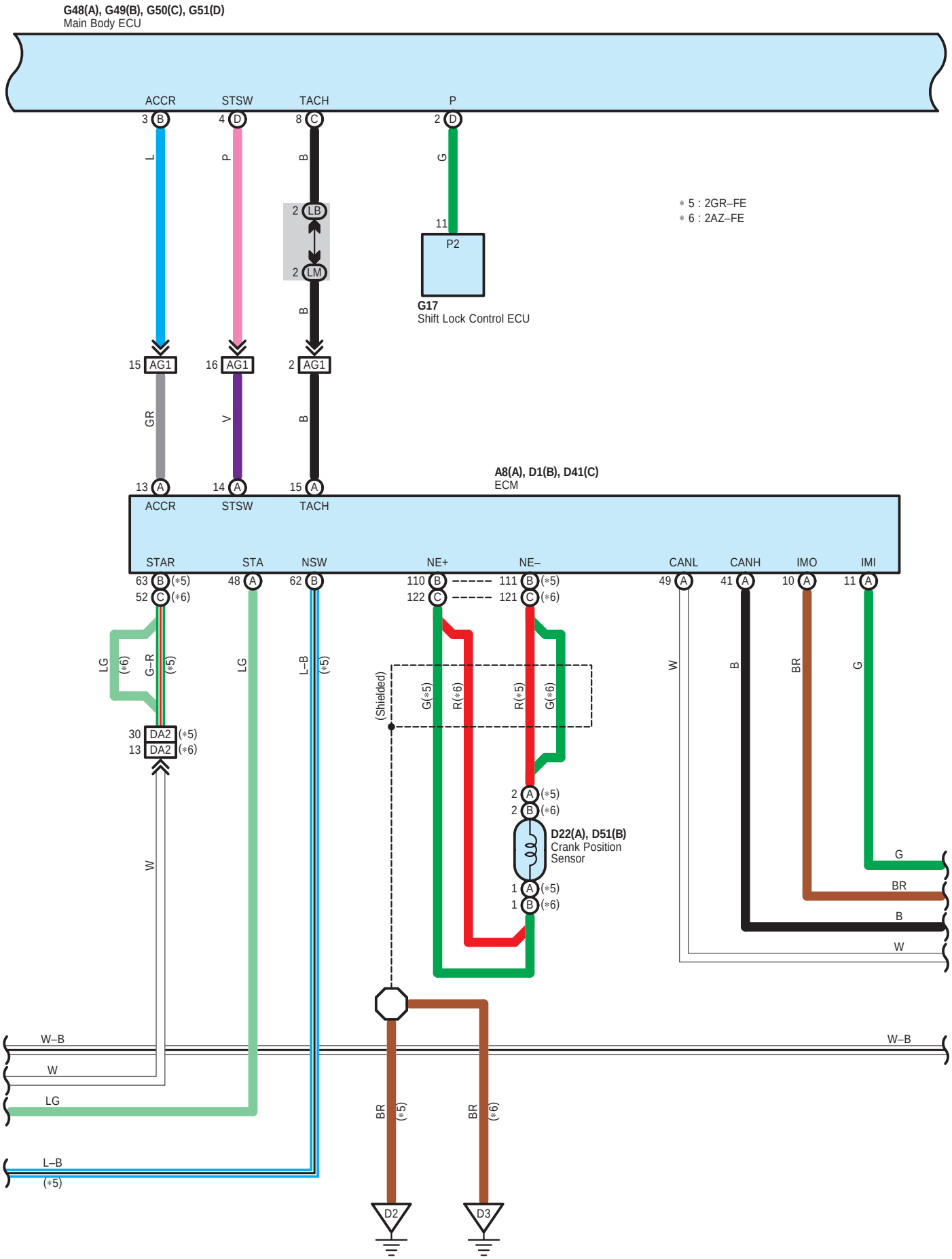
G48(A), G49(B), G50(C), G51(D)
Main Body ECU
ACCR
STSW
TACH
P
3 B
4 D
8 C
2 D
L
P
B
G
2 LB
2 LM
11
P2
G17
Shift Lock Control ECU
∗5 : 2GR–FE
∗6 : 2AZ–FE
15 AG1
16 AG1
2 AG1
GR
V
B
13 A
14 A
15 A
A8(A), D1(B), D41(C)
ECM
STAR
STA
NSW
NE+
NE–
CANL
CANH
IMO
IMI
63 B (∗5)
52 C (∗6)
48 A
62 B
110 B
122 C
111 B (∗5)
121 C (∗6)
49 A
41 A
10 A
11 A
LG
G–R
L–B
G(∗5)
R(∗6)
R(∗5)
G(∗6)
W
B
BR
G
(Shielded)
30 DA2 (∗5)
13 DA2 (∗6)
2 A (∗5)
2 B (∗6)
D22(A), D51(B)
Crank Position
Sensor
1 A (∗5)
1 B (∗6)
W–B
W
LG
L–B
(∗5)
BR (∗5)
BR (∗6)
D2
D3

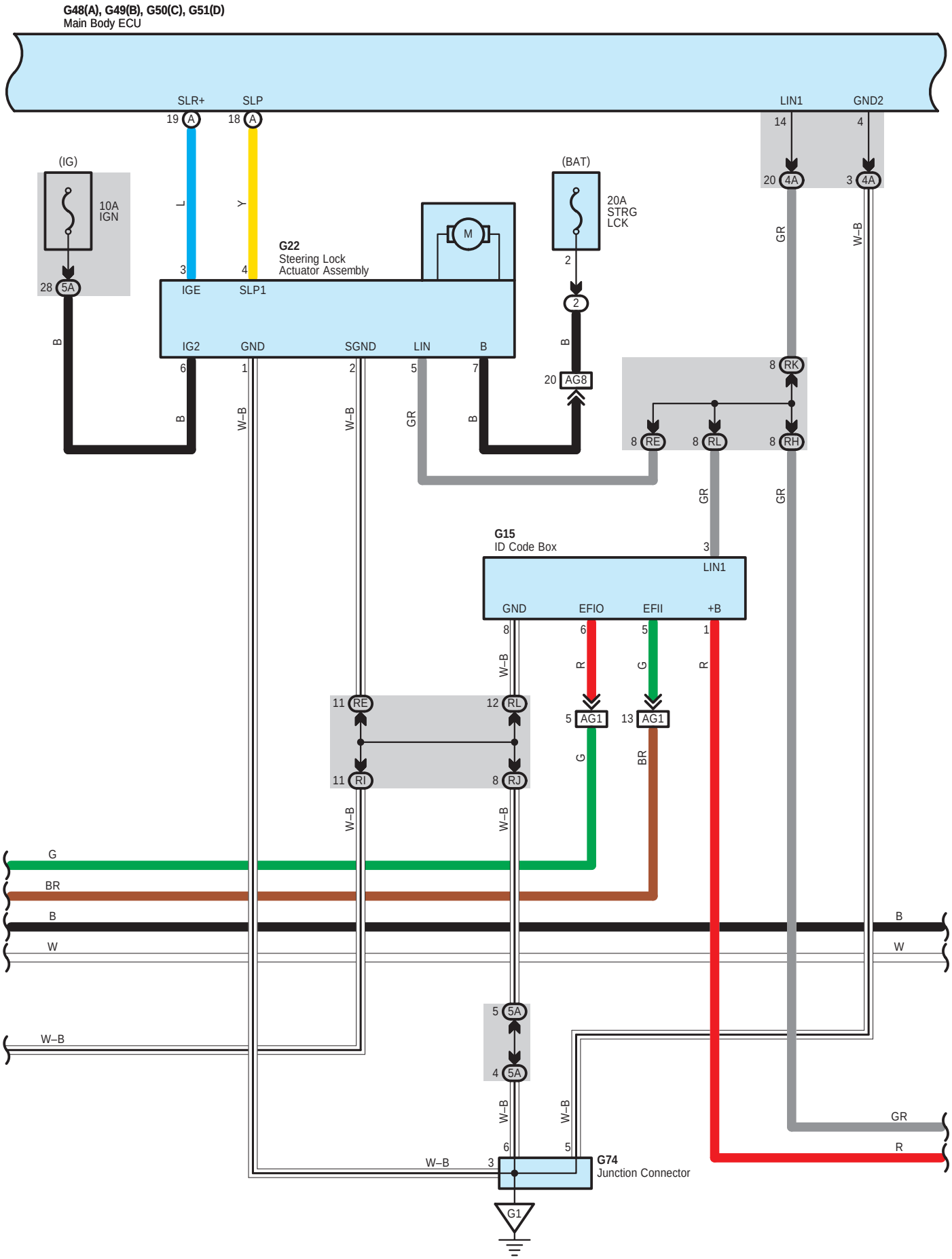
G48(A), G49(B), G50(C), G51(D)
Main Body ECU
SLR+
SLP
LIN1
GND2
19 A
18 A
14
4
(IG)
10A
IGN
28 5A
(BAT)
20A
STRG
LCK
2
20 4A
3 4A
L
Y
GR
W–B
G22
Steering Lock
Actuator Assembly
M
3
4
IGE
SLP1
IG2
GND
SGND
LIN
B
6
1
2
5
7
20 AG8
8 RK
8 RE
8 RL
8 RH
B
W–B
GR
G15
ID Code Box
LIN1
GND
EFIO
EFII
+B
8
6
5
1
R
G
11 RE
12 RL
5 AG1
13 AG1
11 RI
8 RJ
BR
G
BR
B
W
5 5A
4 5A
6
5
3
G74
Junction Connector
G1

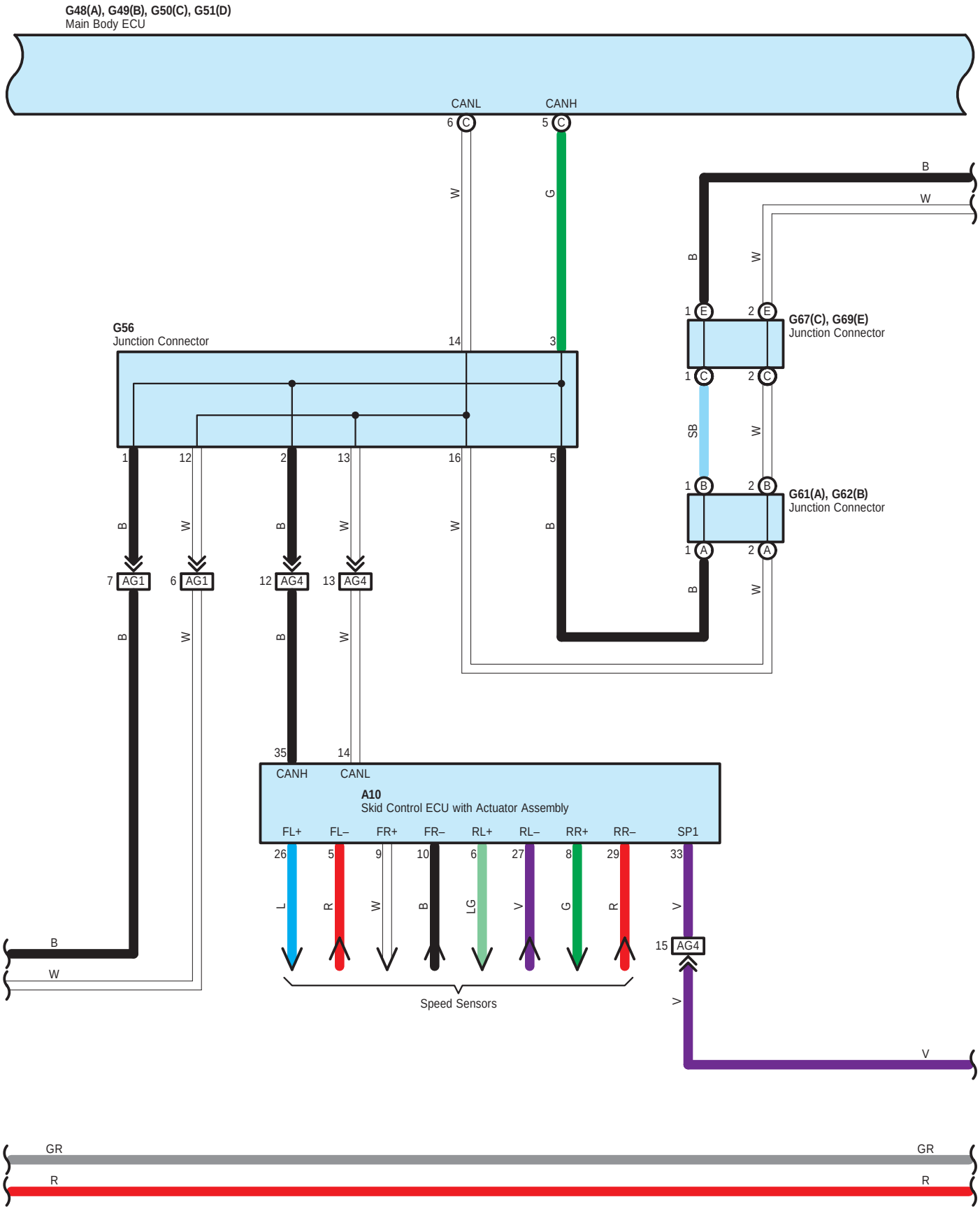
G48(A), G49(B), G50(C), G51(D)
Main Body ECU
CANL
CANH
6 C
5 C
W
G
B
W
B
W
1 E
2 E
G67(C), G69(E)
Junction Connector
1 C
2 C
SB
W
G56
Junction Connector
14
3
1
12
2
13
16
5
1 B
2 B
G61(A), G62(B)
Junction Connector
1 A
2 A
B
W
B
W
W
B
B
W
B
W
7 AG1
6 AG1
12 AG4
13 AG4
35
14
CANH
CANL
A10
Skid Control ECU with Actuator Assembly
FL+
FL–
FR+
FR–
RL+
RL–
RR+
RR–
SP1
26
5
9
10
6
27
8
29
33
L
R
W
B
LG
V
G
R
V
15 AG4
Speed Sensors
B
W
V
V
GR
GR
R
R

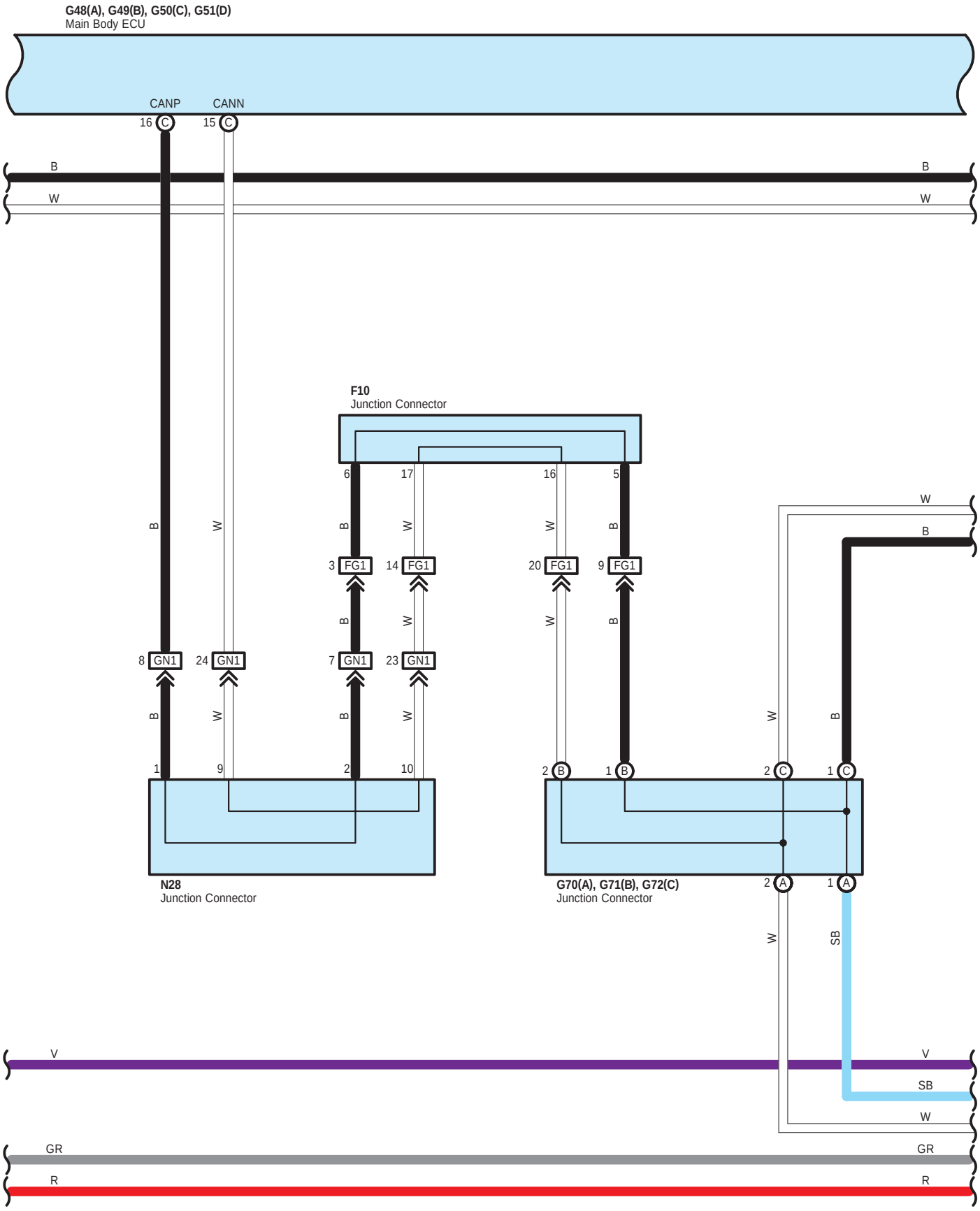
G48(A), G49(B), G50(C), G51(D)
Main Body ECU
CANP
CANN
16 C
15 C
B
W
F10
Junction Connector
6
17
16
5
3 FG1
14 FG1
20 FG1
9 FG1
8 GN1
24 GN1
7 GN1
23 GN1
1
9
2
10
N28
Junction Connector
2 B
1 B
2 C
1 C
G70(A), G71(B), G72(C)
Junction Connector
2 A
1 A
SB
V
GR
R

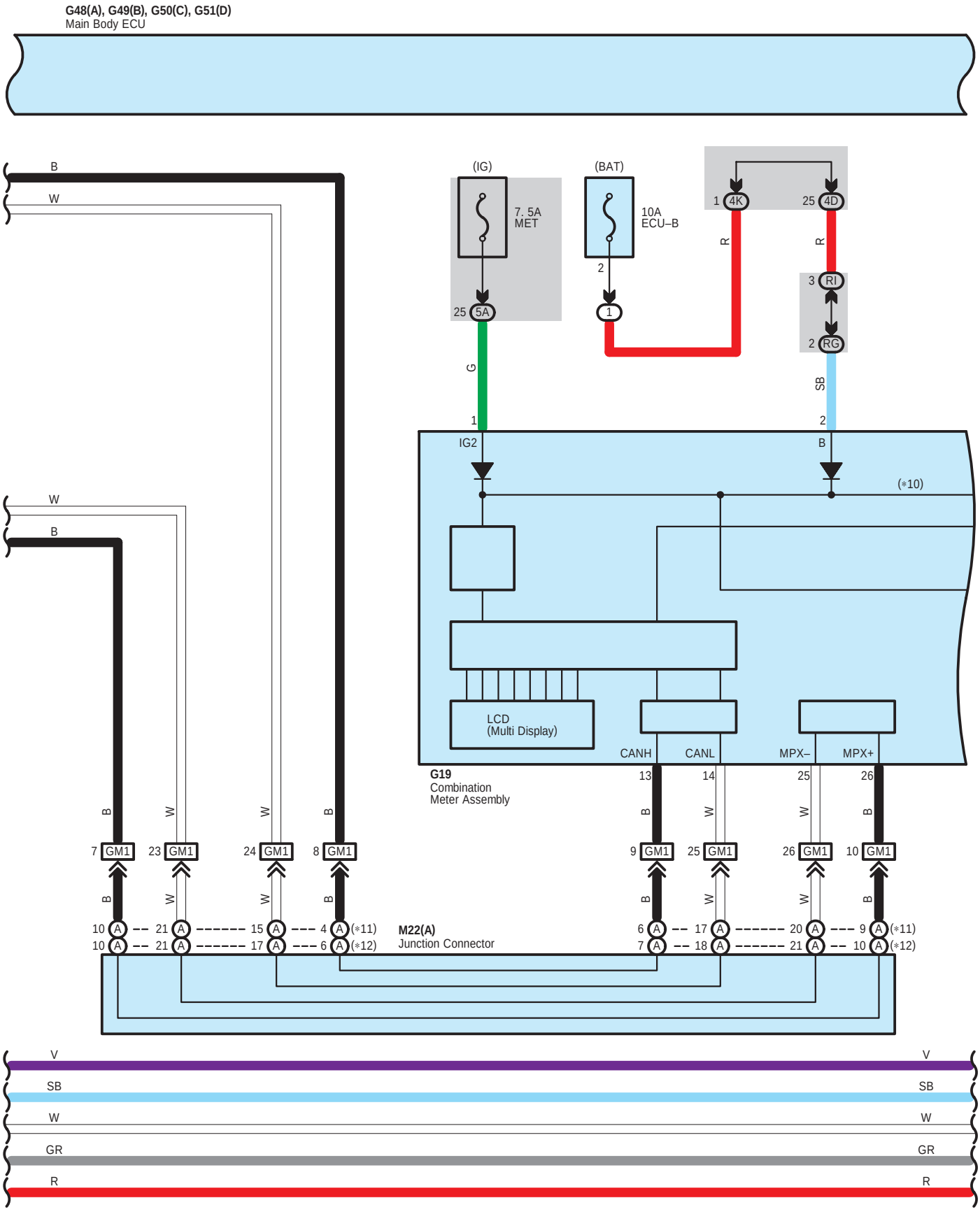
G48(A), G49(B), G50(C), G51(D)
Main Body ECU
(IG)
7. 5A
MET
25 5A
(BAT)
10A
ECU–B
2
1
1 4K
25 4D
R
R
3 RI
2 RG
G
SB
1
2
IG2
B
(*10)
LCD
(Multi Display)
CANH
CANL
MPX–
MPX+
G19
Combination
Meter Assembly
13
14
25
26
B
W
W
B
7 GM1
23 GM1
24 GM1
8 GM1
9 GM1
25 GM1
26 GM1
10 GM1
10 A -- 21 A ------ 15 A --- 4 A (*11)
10 A -- 21 A ------ 17 A --- 6 A (*12)
M22(A)
Junction Connector
6 A -- 17 A ------ 20 A --- 9 A (*11)
7 A -- 18 A ------ 21 A -- 10 A (*12)
V
SB
W
GR
R

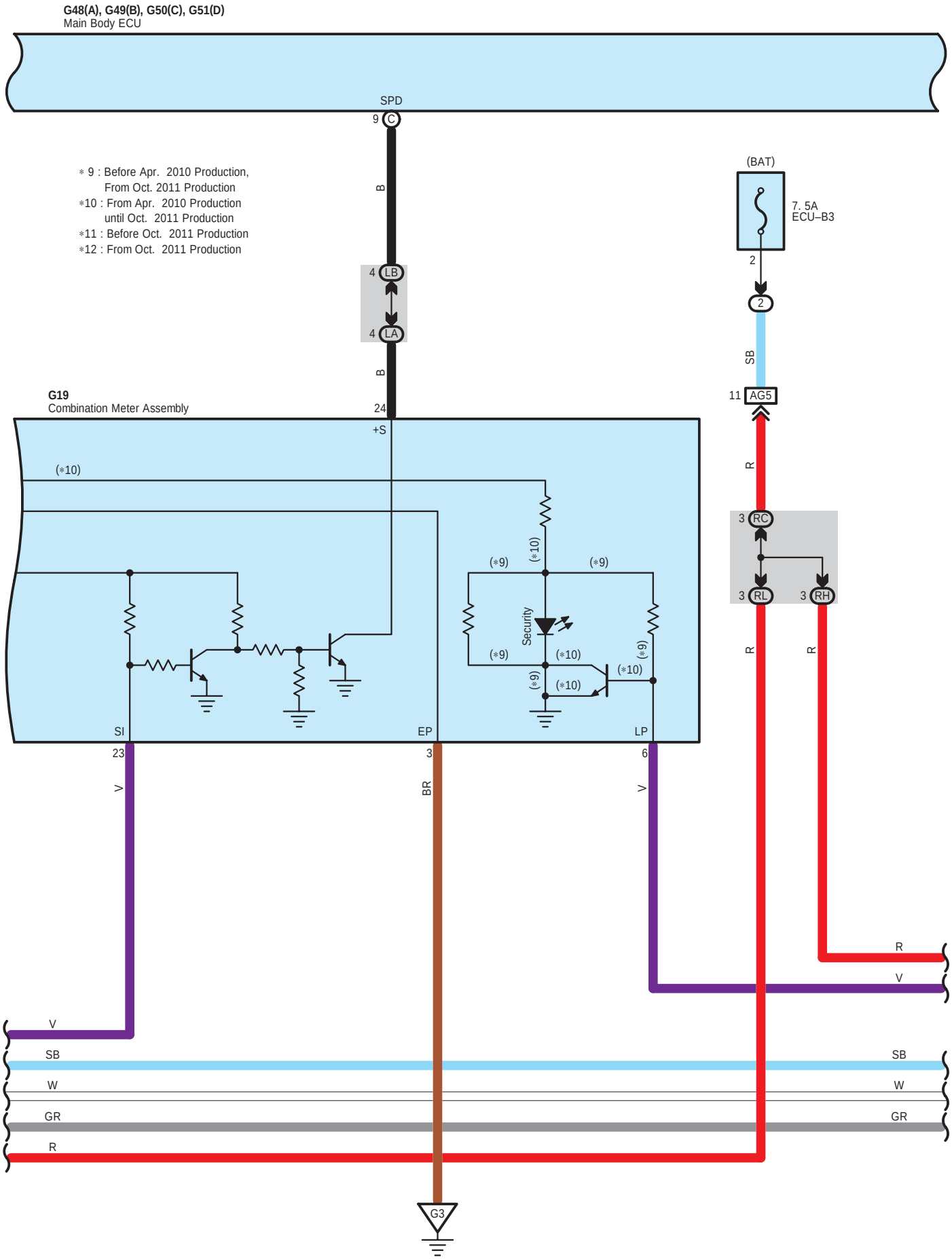
G48(A), G49(B), G50(C), G51(D)
Main Body ECU
SPD
9 C
∗ 9 : Before Apr. 2010 Production, From Oct. 2011 Production
∗10 : From Apr. 2010 Production until Oct. 2011 Production
∗11 : Before Oct. 2011 Production
∗12 : From Oct. 2011 Production
B
4 LB
4 LA
B
(BAT)
7. 5A
ECU–B3
2
2
SB
11 AG5
R
3 RC
3 RL
3 RH
R
R
G19
Combination Meter Assembly
24
+S
(∗10)
(∗9)
(∗10)
(∗9)
Security
(∗9)
(∗10)
(∗9)
(∗10)
(∗10)
(∗9)
SI
EP
LP
23
3
6
V
BR
V
R
V
V
SB
SB
W
W
GR
GR
R
G3

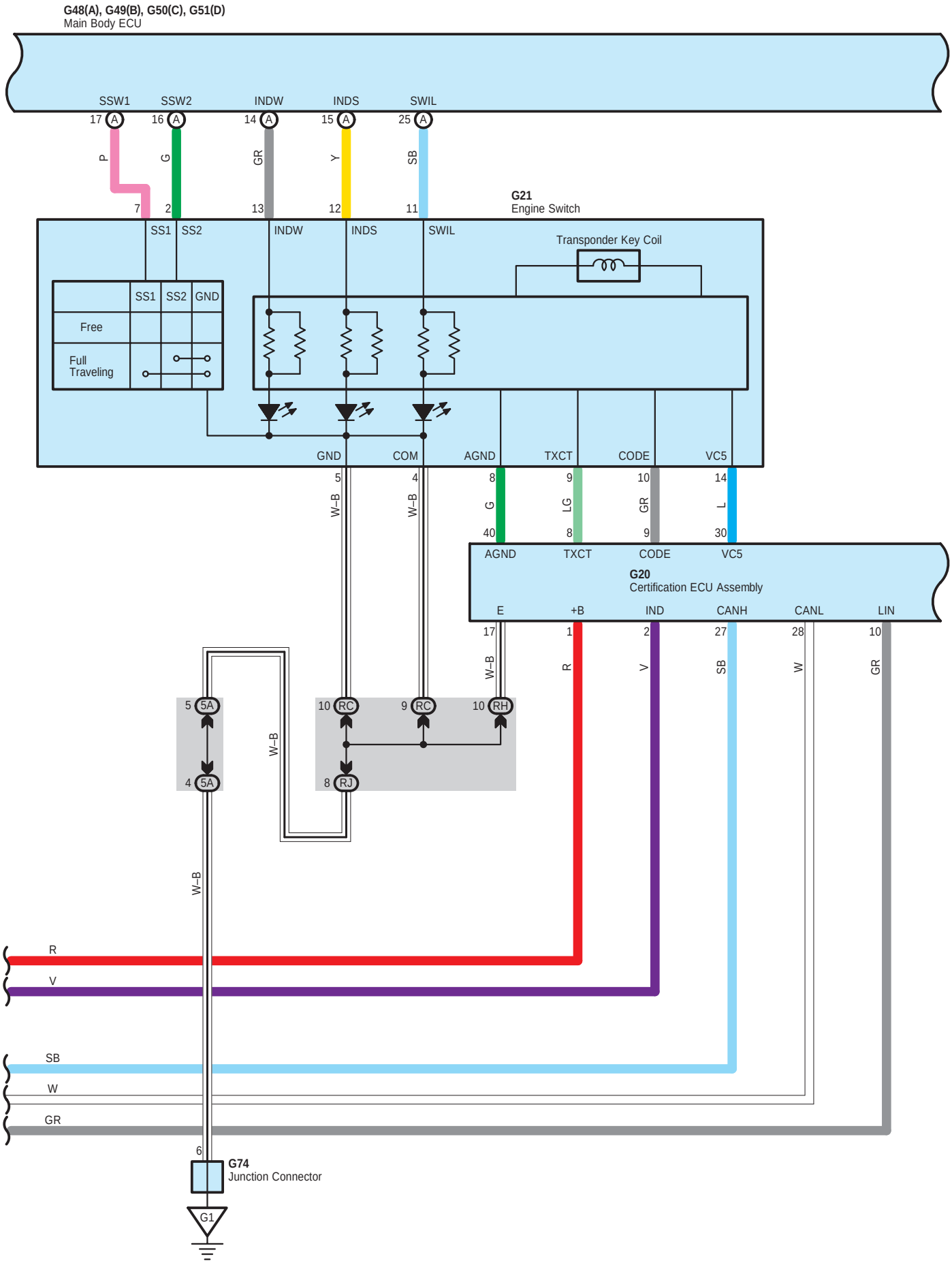
G48(A), G49(B), G50(C), G51(D)
Main Body ECU
SSW1
SSW2
INDW
INDS
SWIL
17 A
16 A
14 A
15 A
25 A
P
G
GR
Y
SB
7
2
13
12
11
G21
Engine Switch
SS1
SS2
INDW
INDS
SWIL
Transponder Key Coil
SS1
SS2
GND
Free
Full Traveling
GND
COM
AGND
TXCT
CODE
VC5
5
4
8
9
10
14
W–B
W–B
G
LG
GR
L
40
8
9
30
AGND
TXCT
CODE
VC5
G20
Certification ECU Assembly
E
+B
IND
CANH
CANL
LIN
17
1
2
27
28
10
W–B
R
V
SB
W
GR
5 5A
4 5A
W–B
10 RC
9 RC
10 RH
8 RJ
W–B
R
V
SB
W
GR
6
G74
Junction Connector
G1

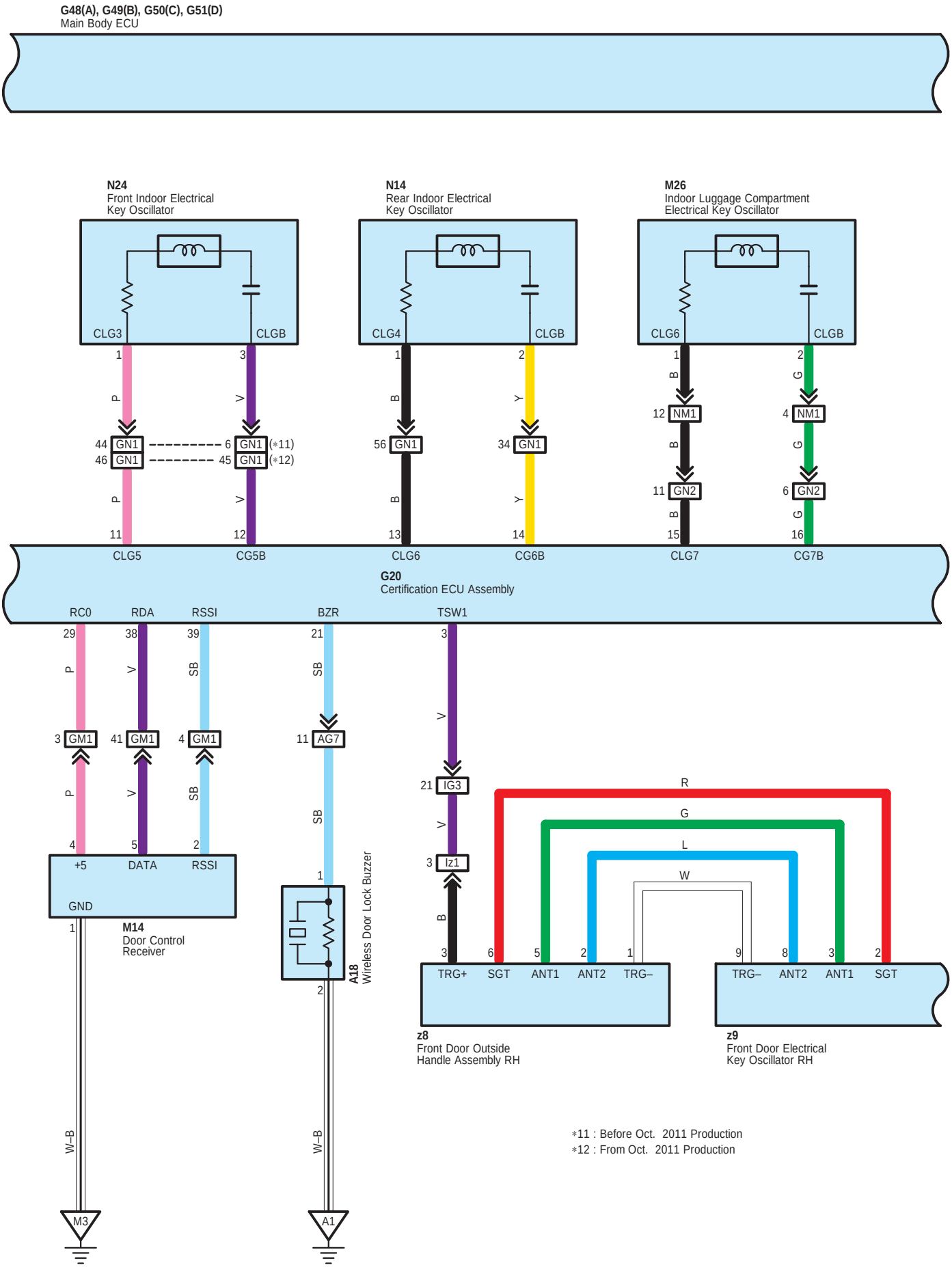
G48(A), G49(B), G50(C), G51(D)
Main Body ECU
N24
Front Indoor Electrical Key Oscillator
CLG3
CLGB
N14
Rear Indoor Electrical Key Oscillator
CLG4
CLGB
M26
Indoor Luggage Compartment Electrical Key Oscillator
CLG6
CLGB
44 GN1
46 GN1
6 GN1 (*11)
45 GN1 (*12)
56 GN1
34 GN1
12 NM1
4 NM1
11 GN2
6 GN2
CLG5
CG5B
CLG6
CG6B
CLG7
CG7B
G20
Certification ECU Assembly
RC0
RDA
RSSI
BZR
TSW1
3 GM1
41 GM1
4 GM1
11 AG7
21 IG3
3 Iz1
+5
DATA
RSSI
GND
M14
Door Control Receiver
A18
Wireless Door Lock Buzzer
TRG+
SGT
ANT1
ANT2
TRG–
TRG–
ANT2
ANT1
SGT
z8
Front Door Outside Handle Assembly RH
z9
Front Door Electrical Key Oscillator RH
W–B
W–B
M3
A1
*11 : Before Oct. 2011 Production
*12 : From Oct. 2011 Production

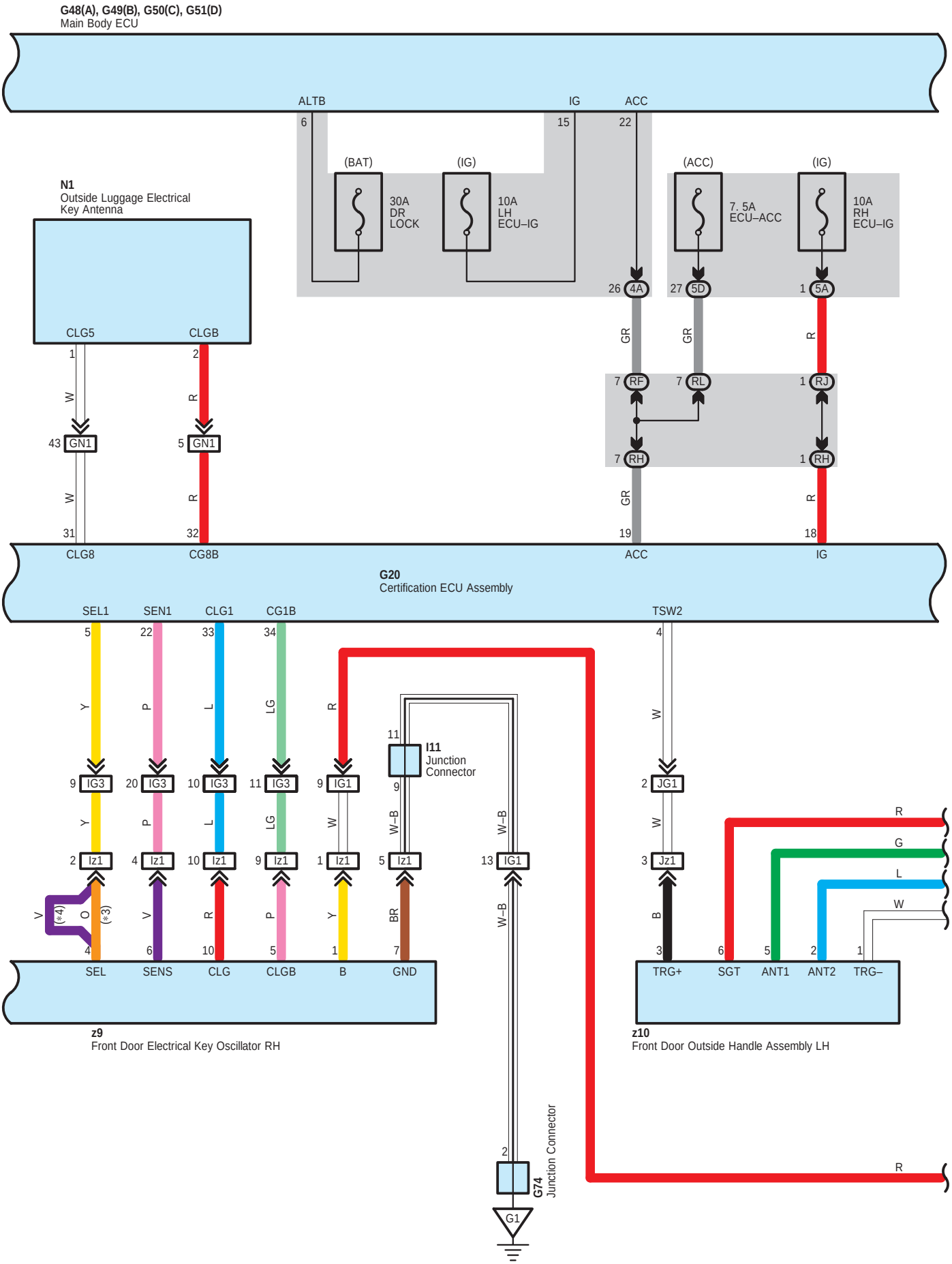
G48(A), G49(B), G50(C), G51(D)
Main Body ECU
ALTB
IG
ACC
6
15
22
(BAT)
(IG)
(ACC)
(IG)
30A
DR
LOCK
10A
LH
ECU–IG
7. 5A
ECU–ACC
10A
RH
ECU–IG
N1
Outside Luggage Electrical
Key Antenna
CLG5
CLGB
26 4A
27 5D
1 5A
GR
GR
R
7 RF
7 RL
1 RJ
7 RH
1 RH
GR
R
1
2
W
R
43 GN1
5 GN1
W
R
31
32
19
18
CLG8
CG8B
ACC
IG
G20
Certification ECU Assembly
SEL1
SEN1
CLG1
CG1B
TSW2
5
22
33
34
4
Y
P
L
LG
R
W
11
I11
Junction
Connector
9 IG3
20 IG3
10 IG3
11 IG3
9 IG1
9
2 JG1
Y
P
L
LG
W
W–B
W–B
W
2 Iz1
4 Iz1
10 Iz1
9 Iz1
1 Iz1
5 Iz1
13 IG1
3 Jz1
V
(*4)
O
(*3)
V
R
P
Y
BR
W–B
B
R
G
L
W
4
6
10
5
1
7
3
6
5
2
1
SEL
SENS
CLG
CLGB
B
GND
TRG+
SGT
ANT1
ANT2
TRG–
z9
Front Door Electrical Key Oscillator RH
z10
Front Door Outside Handle Assembly LH
2
G74
Junction Connector
G1
R

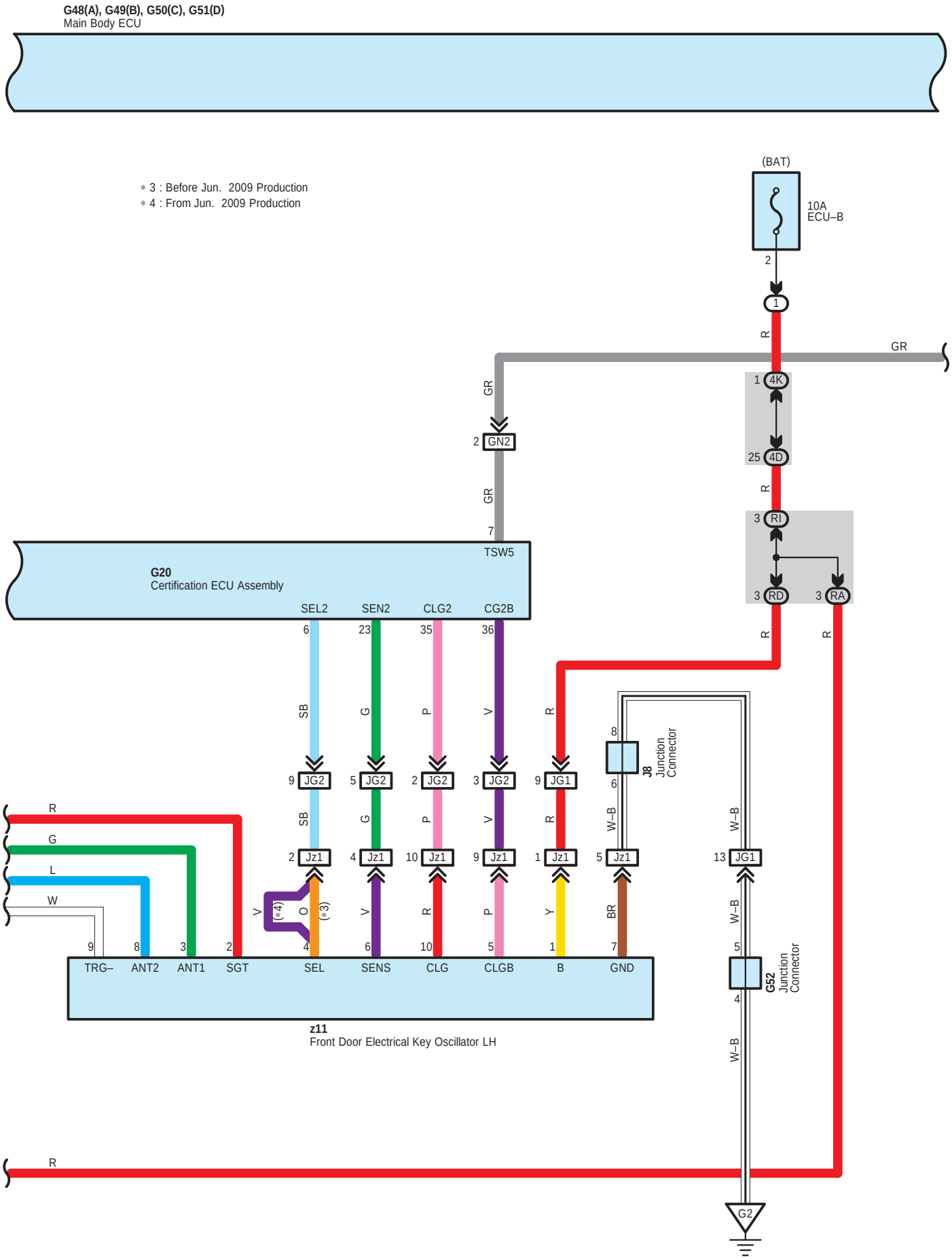
G48(A), G49(B), G50(C), G51(D)
Main Body ECU
∗3 : Before Jun. 2009 Production
∗4 : From Jun. 2009 Production
(BAT)
10A
ECU–B
2
1
R
GR
1 4K
25 4D
R
3 RI
3 RD
3 RA
R
R
GR
2 GN2
GR
7
TSW5
G20
Certification ECU Assembly
SEL2
SEN2
CLG2
CG2B
6
23
35
36
SB
G
P
V
R
9 JG2
5 JG2
2 JG2
3 JG2
9 JG1
SB
G
P
V
R
2 Jz1
4 Jz1
10 Jz1
9 Jz1
1 Jz1
5 Jz1
13 JG1
V
(∗4)
O
(∗3)
V
R
P
Y
BR
W–B
W–B
W–B
W–B
8
6
J8
Junction
Connector
R
G
L
W
9
8
3
2
4
6
10
5
1
7
5
4
TRG–
ANT2
ANT1
SGT
SEL
SENS
CLG
CLGB
B
GND
G52
Junction
Connector
z11
Front Door Electrical Key Oscillator LH
R
G2

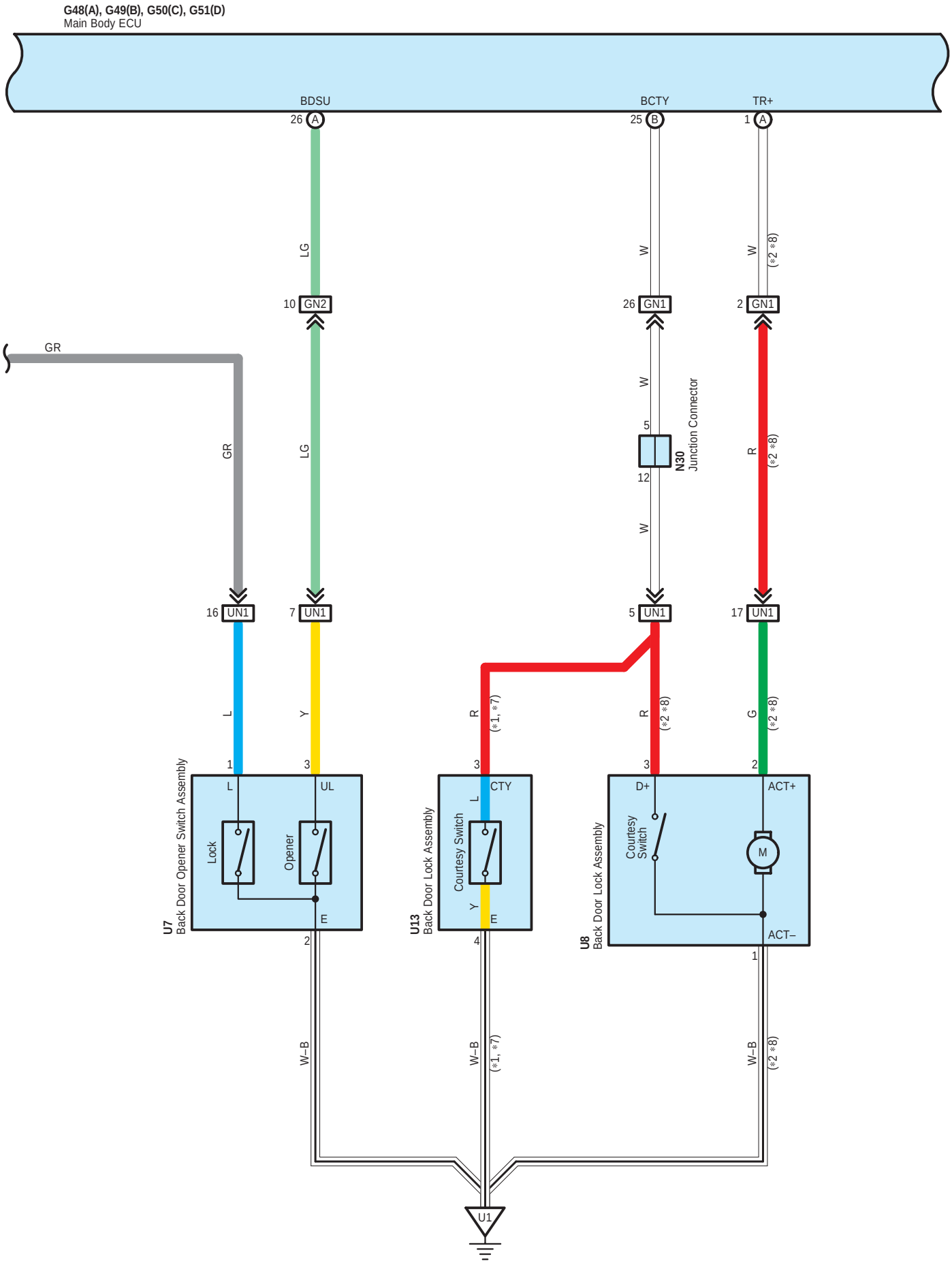
G48(A), G49(B), G50(C), G51(D)
Main Body ECU
BDSU
BCTY
TR+
26 A
25 B
1 A
LG
W
W
(*2 *8)
10 GN2
26 GN1
2 GN1
GR
W
5
12
N30
Junction Connector
R
(*2 *8)
GR
LG
W
16 UN1
7 UN1
5 UN1
17 UN1
L
Y
R
(*1, *7)
R
(*2 *8)
G
(*2 *8)
1
3
3
3
2
U7
Back Door Opener Switch Assembly
L
UL
Lock
Opener
E
U13
Back Door Lock Assembly
CTY
L
Courtesy Switch
Y
E
U8
Back Door Lock Assembly
D+
ACT+
Courtesy Switch
M
ACT–
2
4
1
W–B
W–B
(*1, *7)
W–B
(*2 *8)
U1

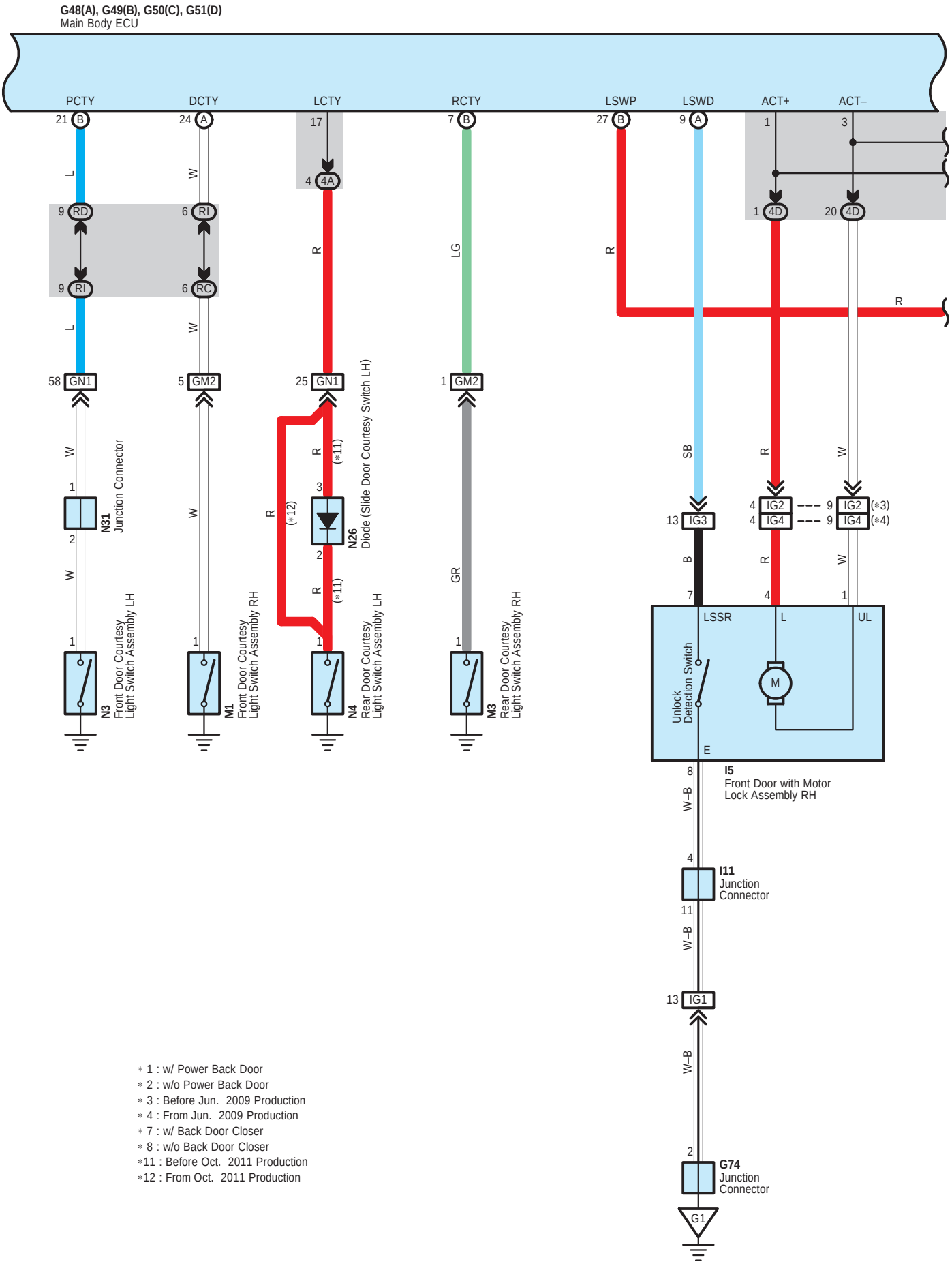

∗ 1 : w/ Power Back Door
∗ 2 : w/o Power Back Door
∗ 3 : Before Jun. 2009 Production
∗ 4 : From Jun. 2009 Production
∗ 7 : w/ Back Door Closer
∗ 8 : w/o Back Door Closer
∗11 : Before Oct. 2011 Production
∗12 : From Oct. 2011 Production

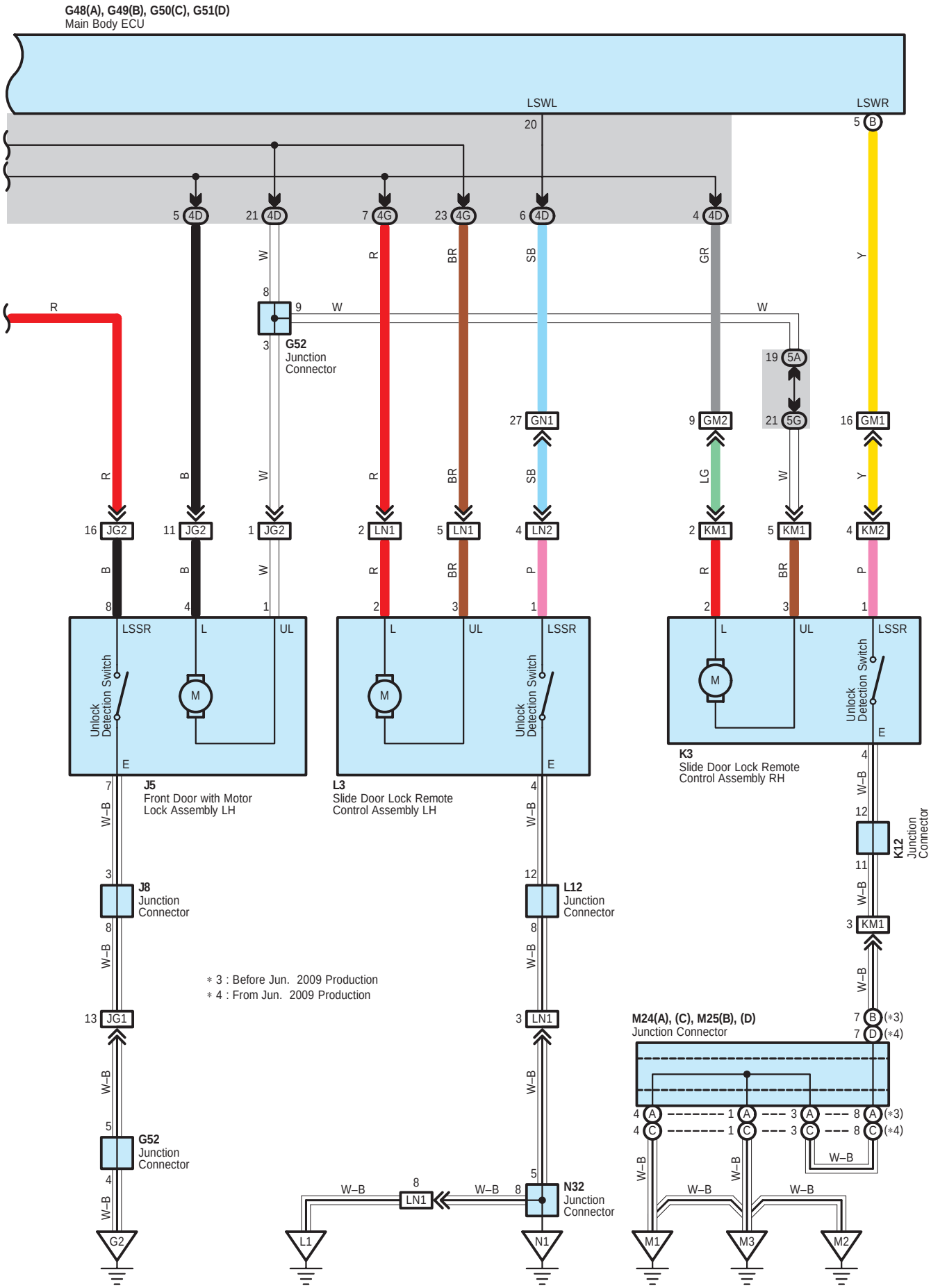
G48(A), G49(B), G50(C), G51(D)
Main Body ECU
LSWL
LSWR
G52
Junction
Connector
J5
Front Door with Motor
Lock Assembly LH
L3
Slide Door Lock Remote
Control Assembly LH
K3
Slide Door Lock Remote
Control Assembly RH
Unlock
Detection Switch
J8
Junction
Connector
L12
Junction
Connector
K12
Junction
Connector
N32
Junction
Connector
M24(A), (C), M25(B), (D)
Junction Connector
* 3 : Before Jun. 2009 Production
* 4 : From Jun. 2009 Production

A 1
White

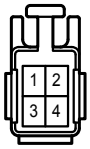

A 8
Black

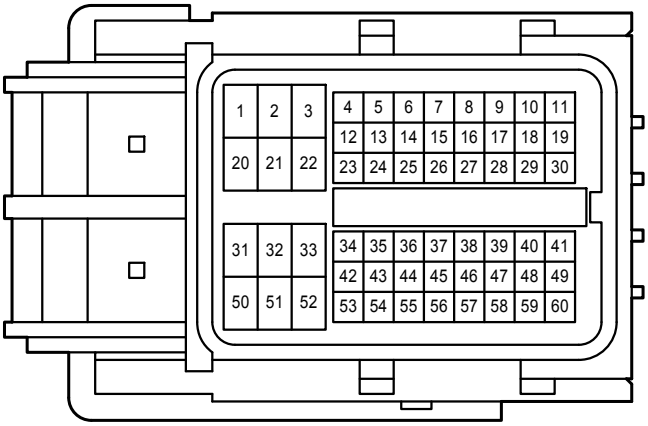

A 10
Black

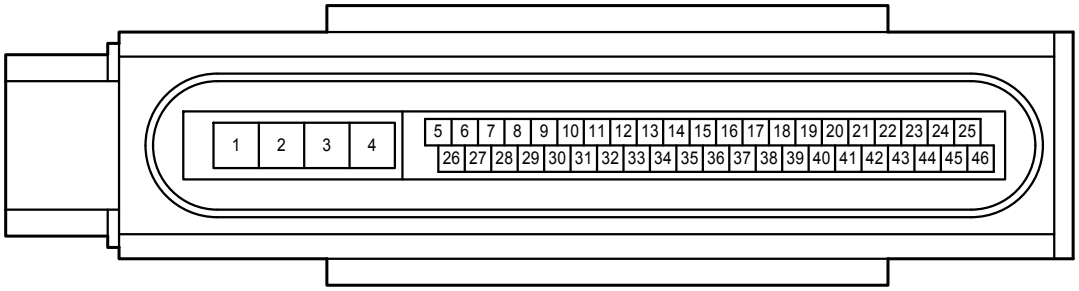

A 18
Black

A 30
Black



A 31
Black



A 47
Black

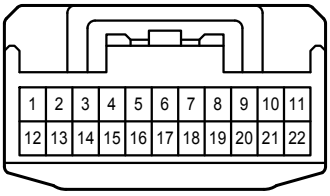

A 48
Black

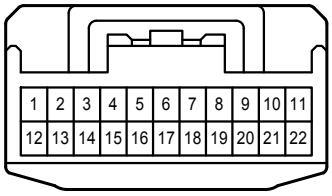

D 1
Black

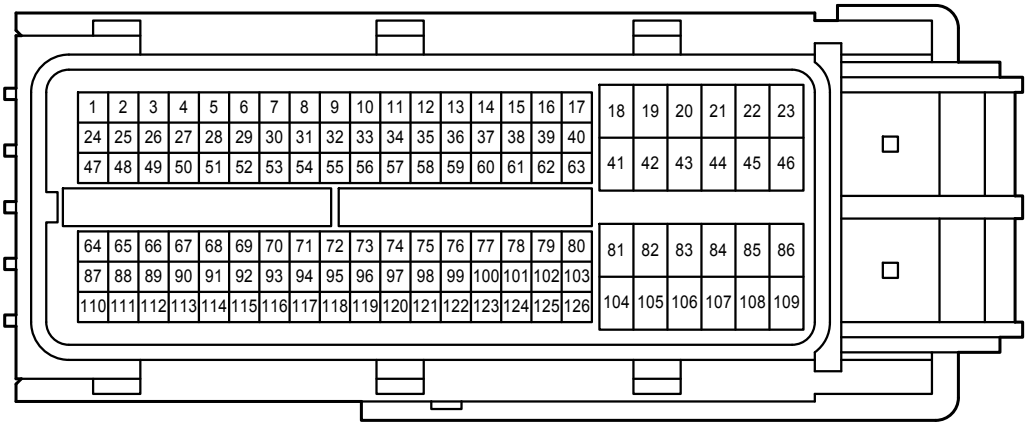

D 3
Gray

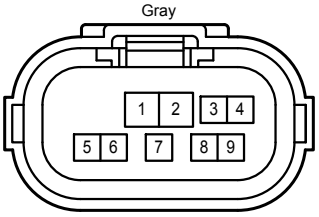

D 4
Black

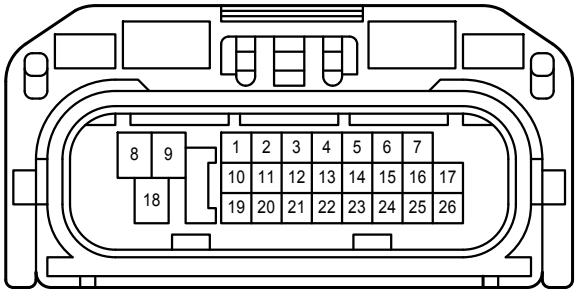

D 5
Black

D 22
Black



D 41
Black

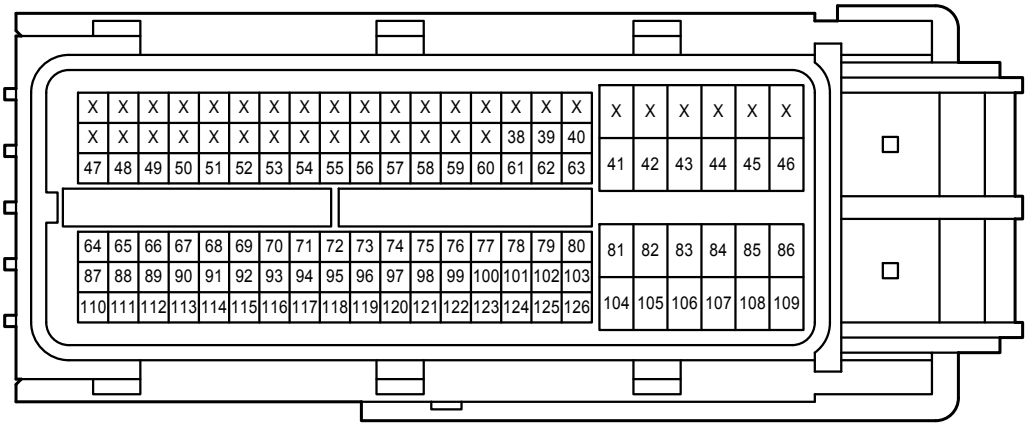

D 51
Gray

E 1

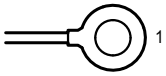

F 10
Black

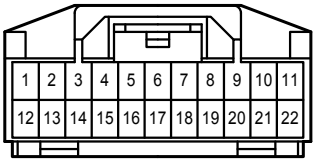

G 15
White

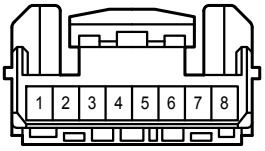

G 17
White

G 19
White

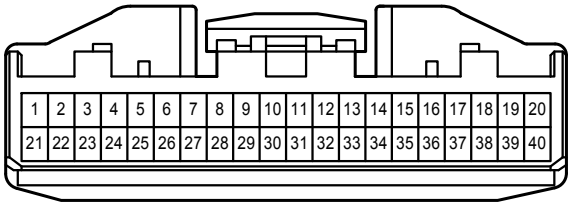

G 20
White

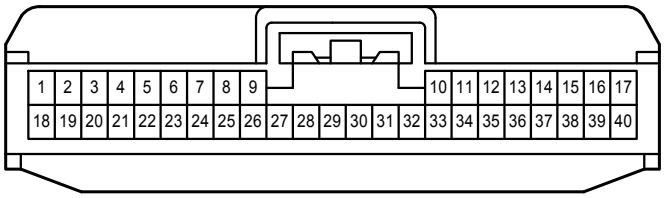

G 21
Black

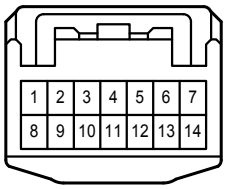

G 22
Black

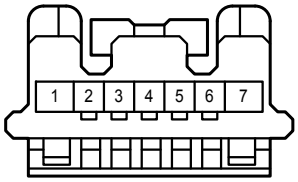

G 29
Black

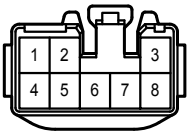

G 48
White

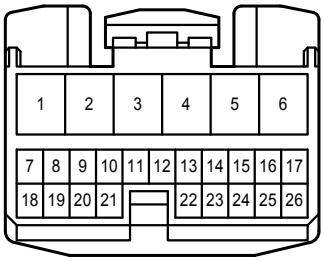

G 49
White

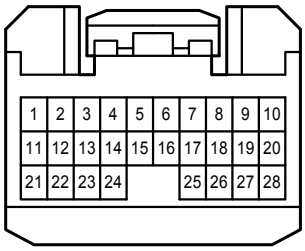

G 50
White

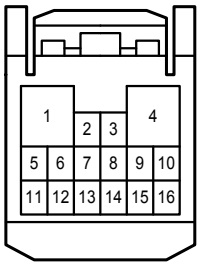

G 51
White

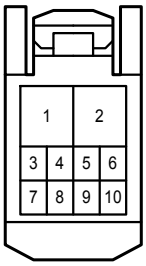

G 52
Gray

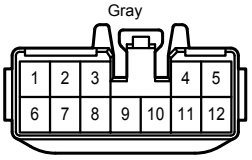

G 54
Blue

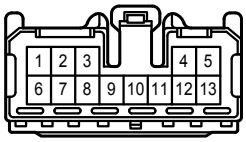

G 56
Gray

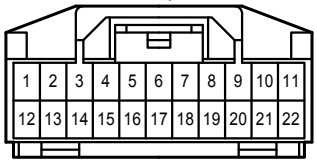

G 61
Brown

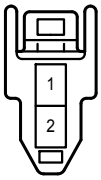

G 62
Brown

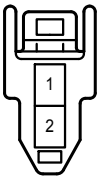

G 67
White

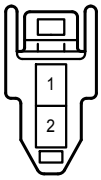

G 69
Black

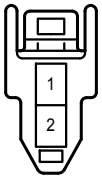

G 70
Gray

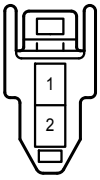

G 71
Gray

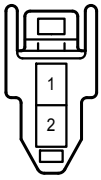

G 72
Brown

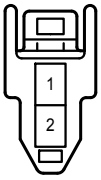

G 74
White

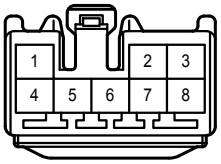

I 5
White

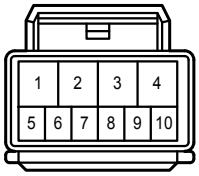

I 11
Blue

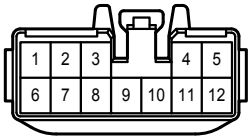

J 5
White

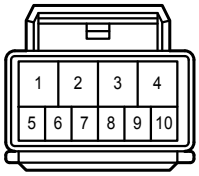

J 8
Blue

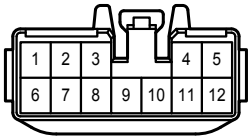

K 3
Black

K 12
Blue

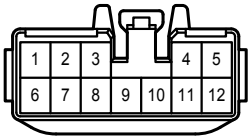

L 3
Black

L 12
Blue

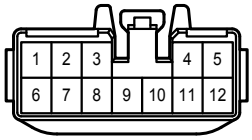

M 1
White

M 3
White

M 14
White

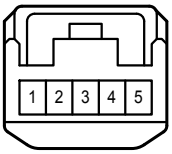

M 22
Black

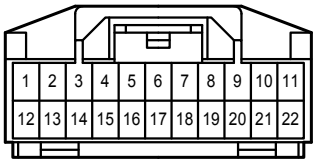

M 24
Blue



(From Jun. 2009 Production)

M 24
Blue

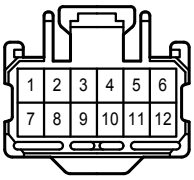

(Before Jun. 2009 Production)

M 25
Blue



(From Jun. 2009 Production)

M 25
Blue

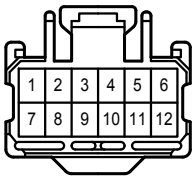

(Before Jun. 2009 Production)

M 26
Black



N 1
White

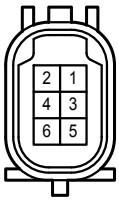

N 3
White

N 4
White

N 14
Black



N 24
White

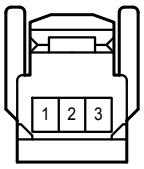

N 26
White

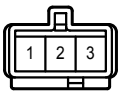

N 28
White

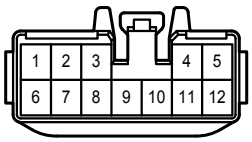

N 30
White

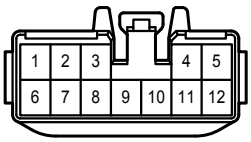

N 31
Gray

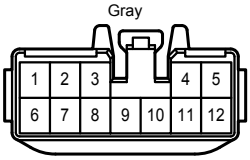

N 32
Black

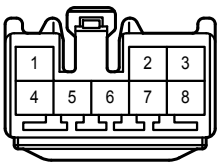

U 7
White

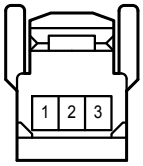

U 8
Black

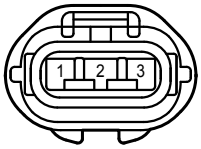

U 13
White

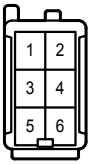

z 8
White

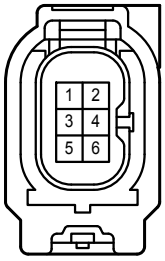

z 9
Black

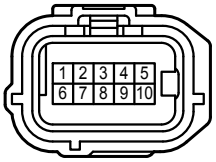

z 10
White

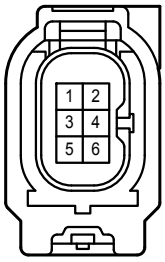

z 11
Black

4A
White

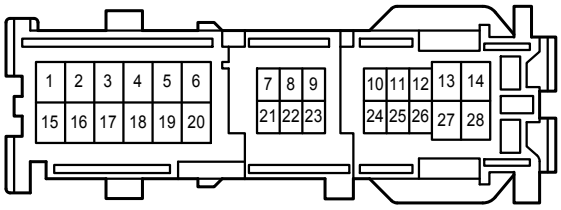

4D
White

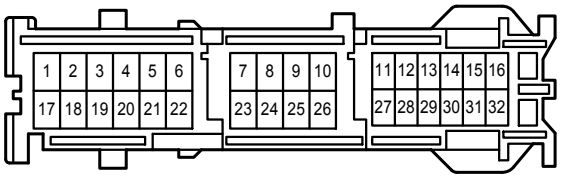

4G
White

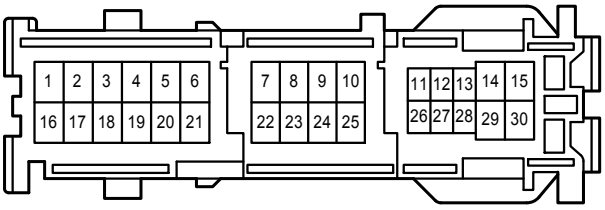

4K
Gray



5A
White

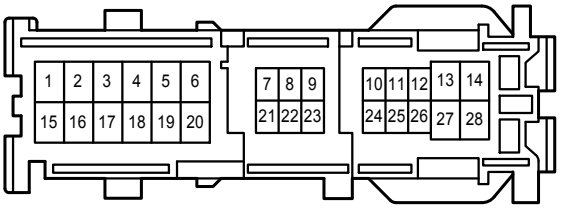

5D
White

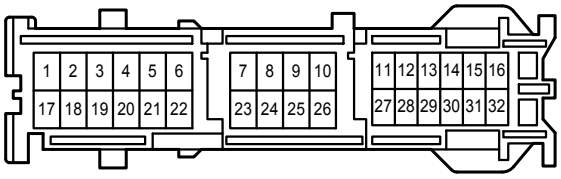

5G
White

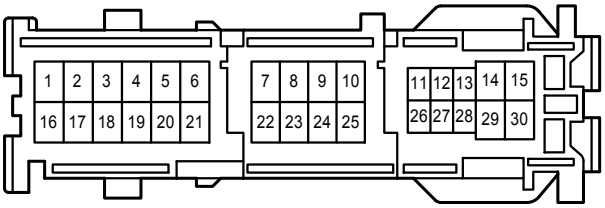

5K
Gray



LA
White

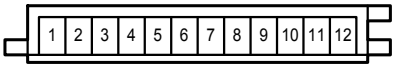

LB
Gray

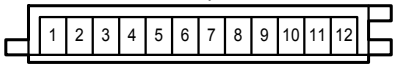

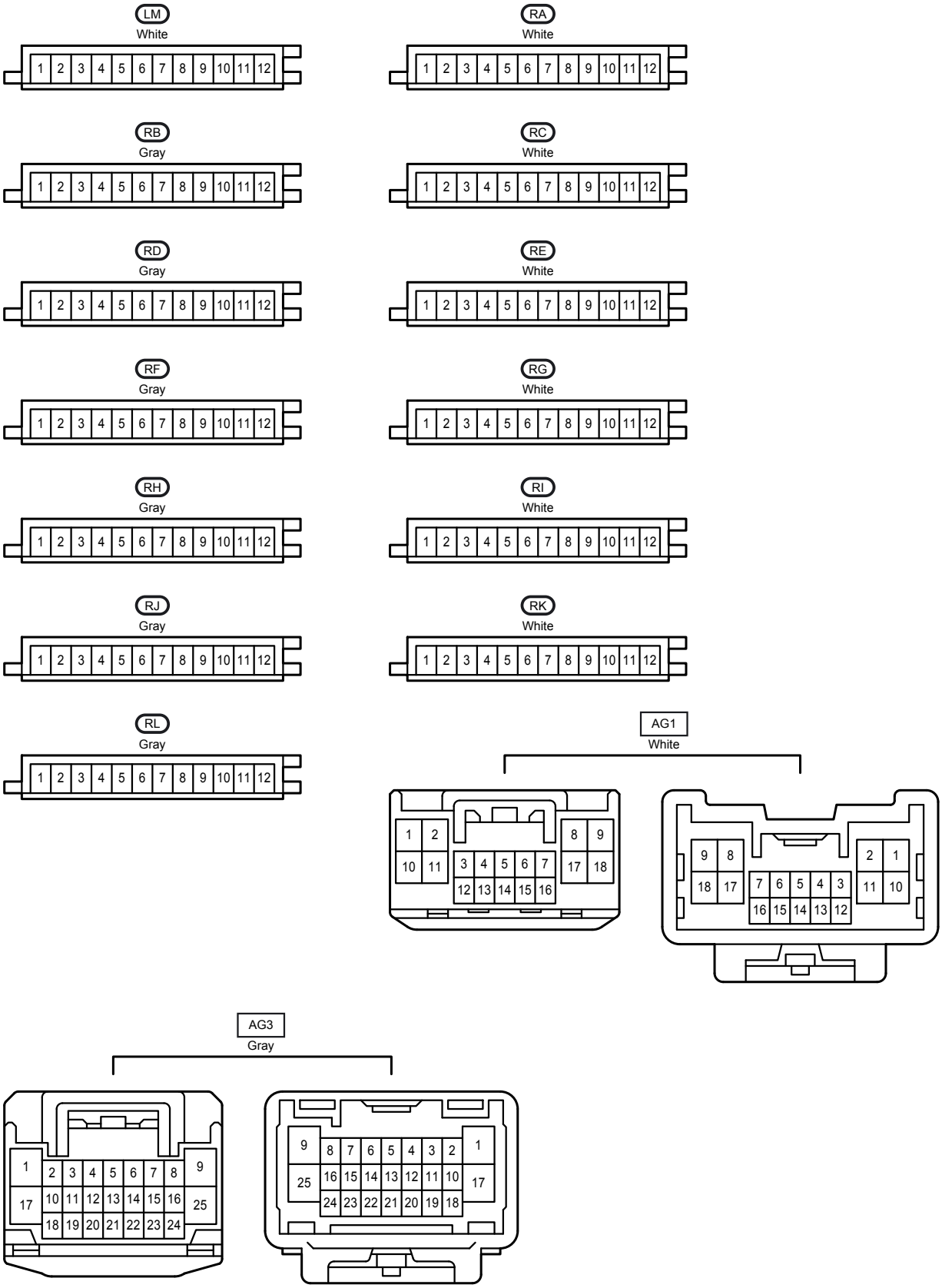
LM
White
RA
White
RB
Gray
RC
White
RD
Gray
RE
White
RF
Gray
RG
White
RH
Gray
RI
White
RJ
Gray
RK
White
RL
Gray
AG1
White
AG3
Gray

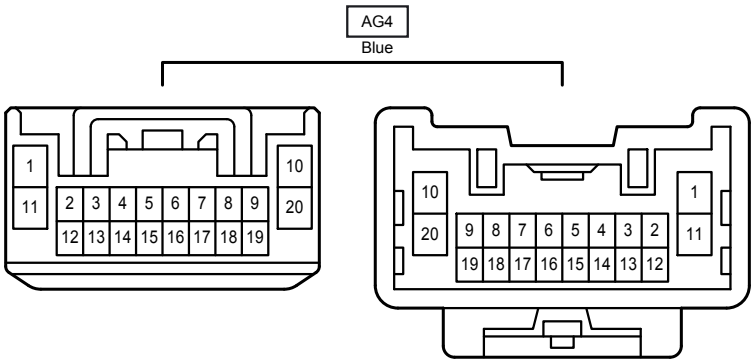
AG4
Blue
1 10 11 20
2 3 4 5 6 7 8 9
12 13 14 15 16 17 18 19
10 1 20 11
9 8 7 6 5 4 3 2
19 18 17 16 15 14 13 12

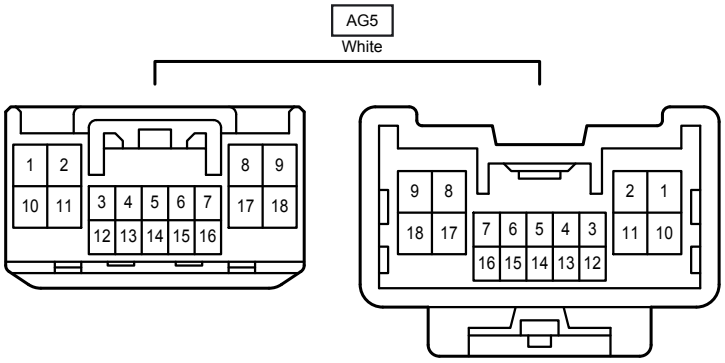
AG5
White
1 2 8 9 10 11 17 18
3 4 5 6 7
12 13 14 15 16
9 8 2 1 18 17 11 10
7 6 5 4 3
16 15 14 13 12

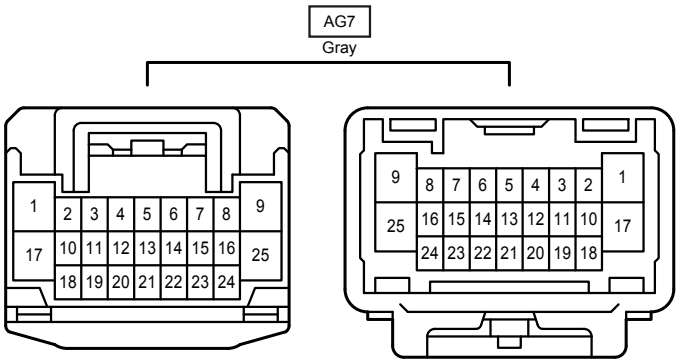
AG7
Gray
1 9 17 25
2 3 4 5 6 7 8
10 11 12 13 14 15 16
18 19 20 21 22 23 24
9 1 25 17
8 7 6 5 4 3 2
16 15 14 13 12 11 10
24 23 22 21 20 19 18

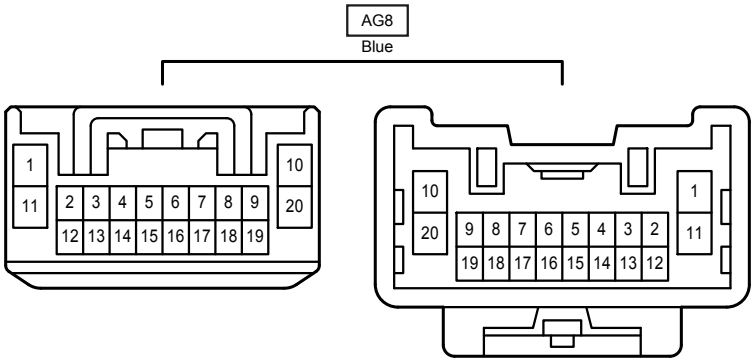
AG8
Blue
1 10 11 20
2 3 4 5 6 7 8 9
12 13 14 15 16 17 18 19
10 1 20 11
9 8 7 6 5 4 3 2
19 18 17 16 15 14 13 12

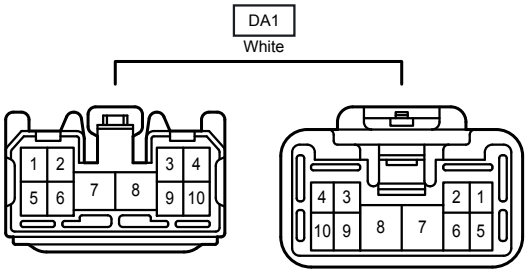
DA1
White
1 2 3 4 5 6 7 8 9 10
4 3 2 1 10 9 8 7 6 5

DA2
White

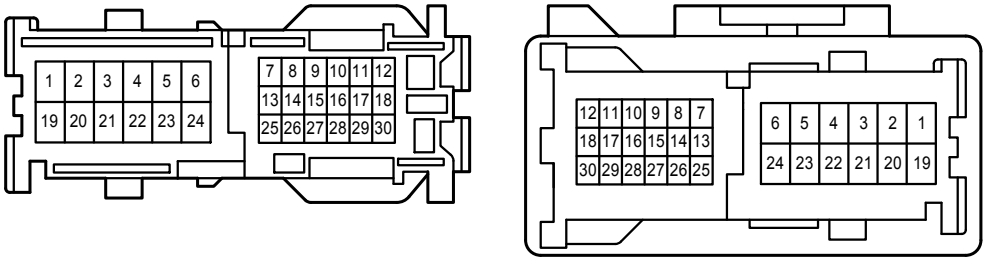

FG1
Blue

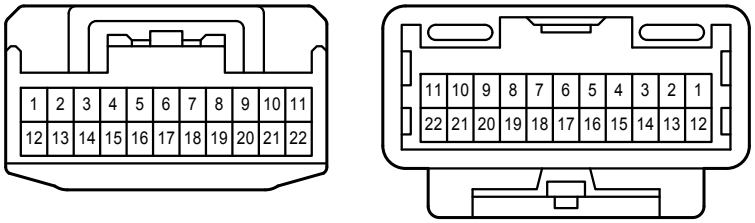

GM1
White

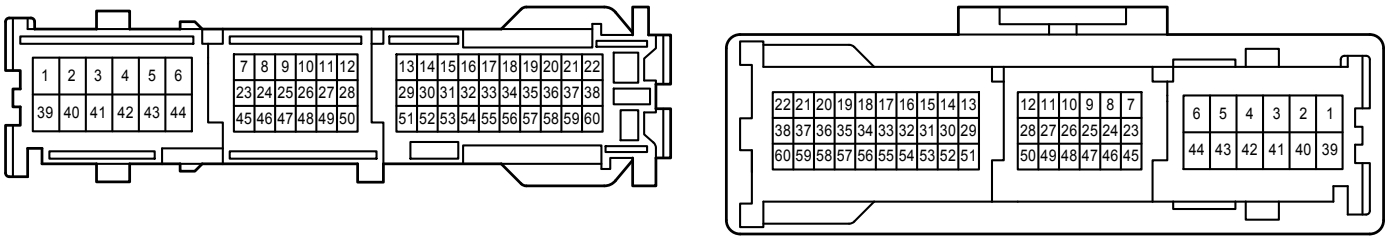

GM2
White

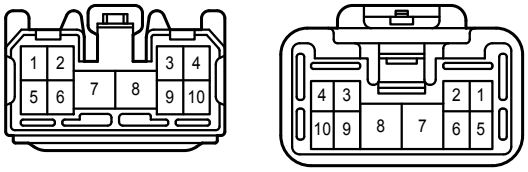

GN1
White

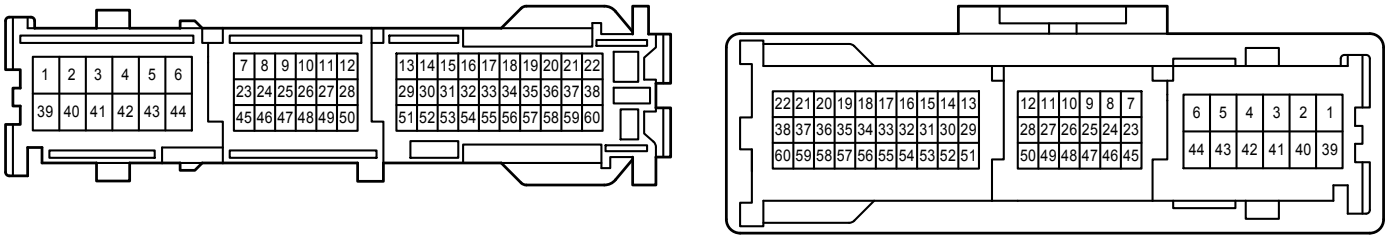

GN2
White

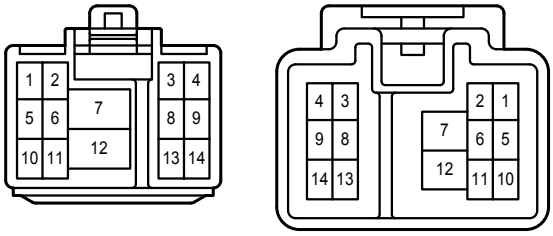

IG1
White

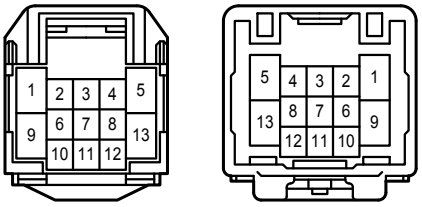

IG2
Gray

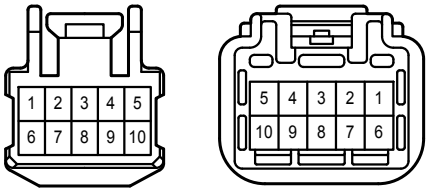

IG3
Blue

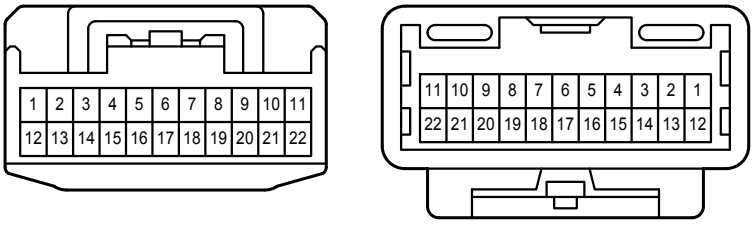

IG4
Gray

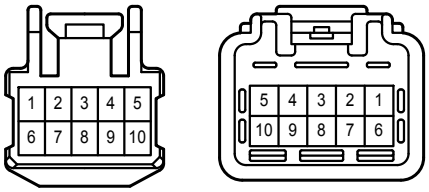

Iz1
White

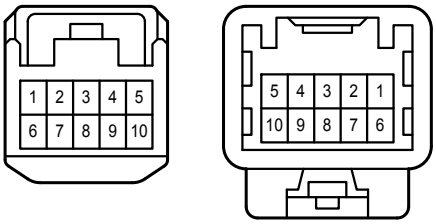

JG1
White

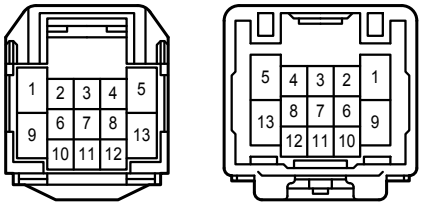

JG2
White

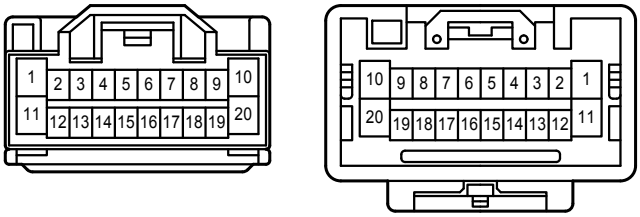

Jz1
White

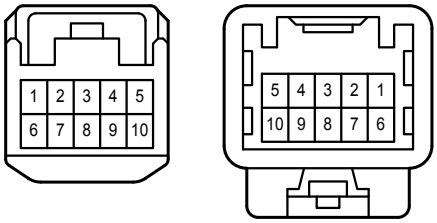

KM1
White

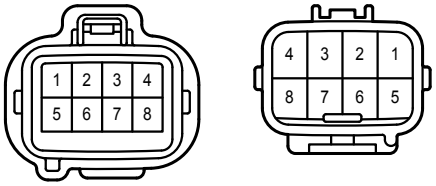

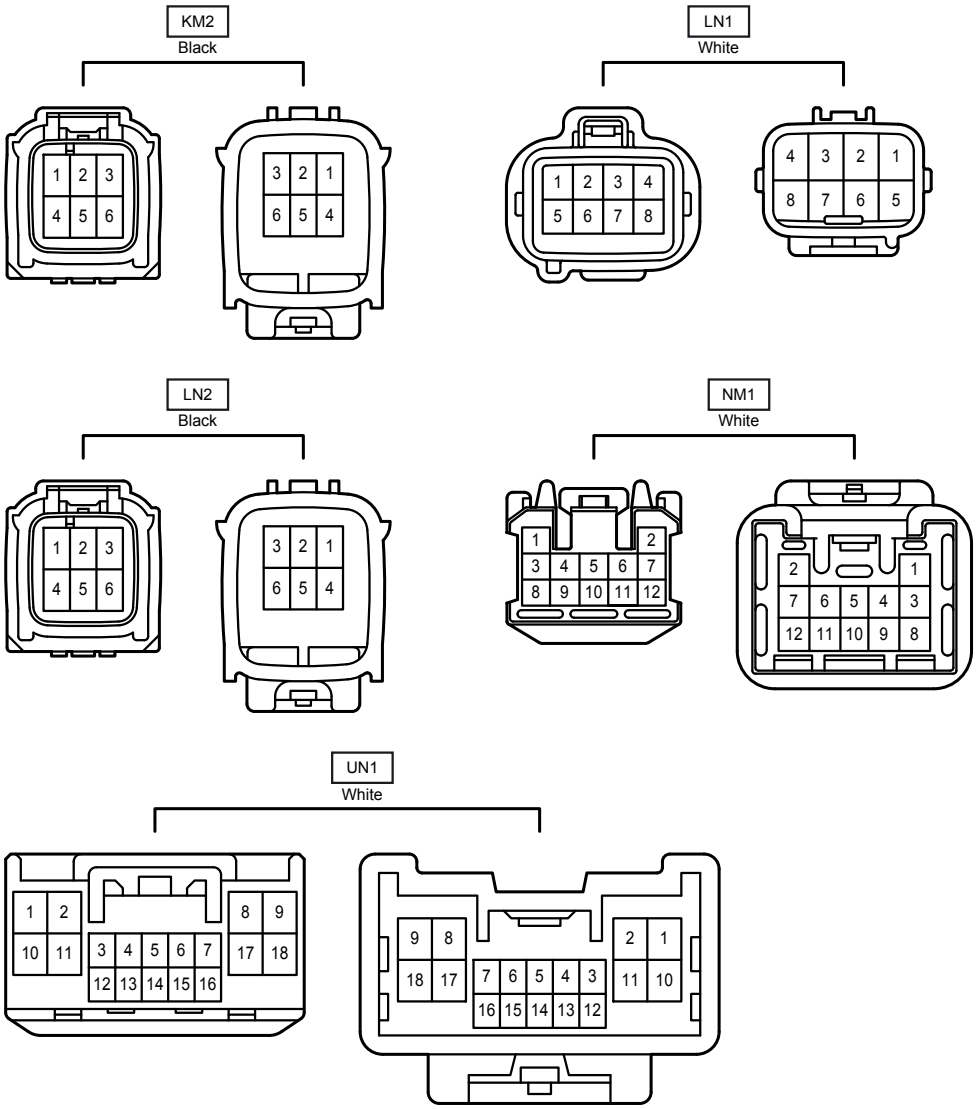
KM2
Black
1 2 3
4 5 6
3 2 1
6 5 4
LN1
White
1 2 3 4
5 6 7 8
4 3 2 1
8 7 6 5
LN2
Black
1 2 3
4 5 6
3 2 1
6 5 4
NM1
White
1 2
3 4 5 6 7
8 9 10 11 12
2 1
7 6 5 4 3
12 11 10 9 8
UN1
White
1 2
10 11
3 4 5 6 7
12 13 14 15 16
8 9
17 18
9 8
18 17
7 6 5 4 3
16 15 14 13 12
2 1
11 10