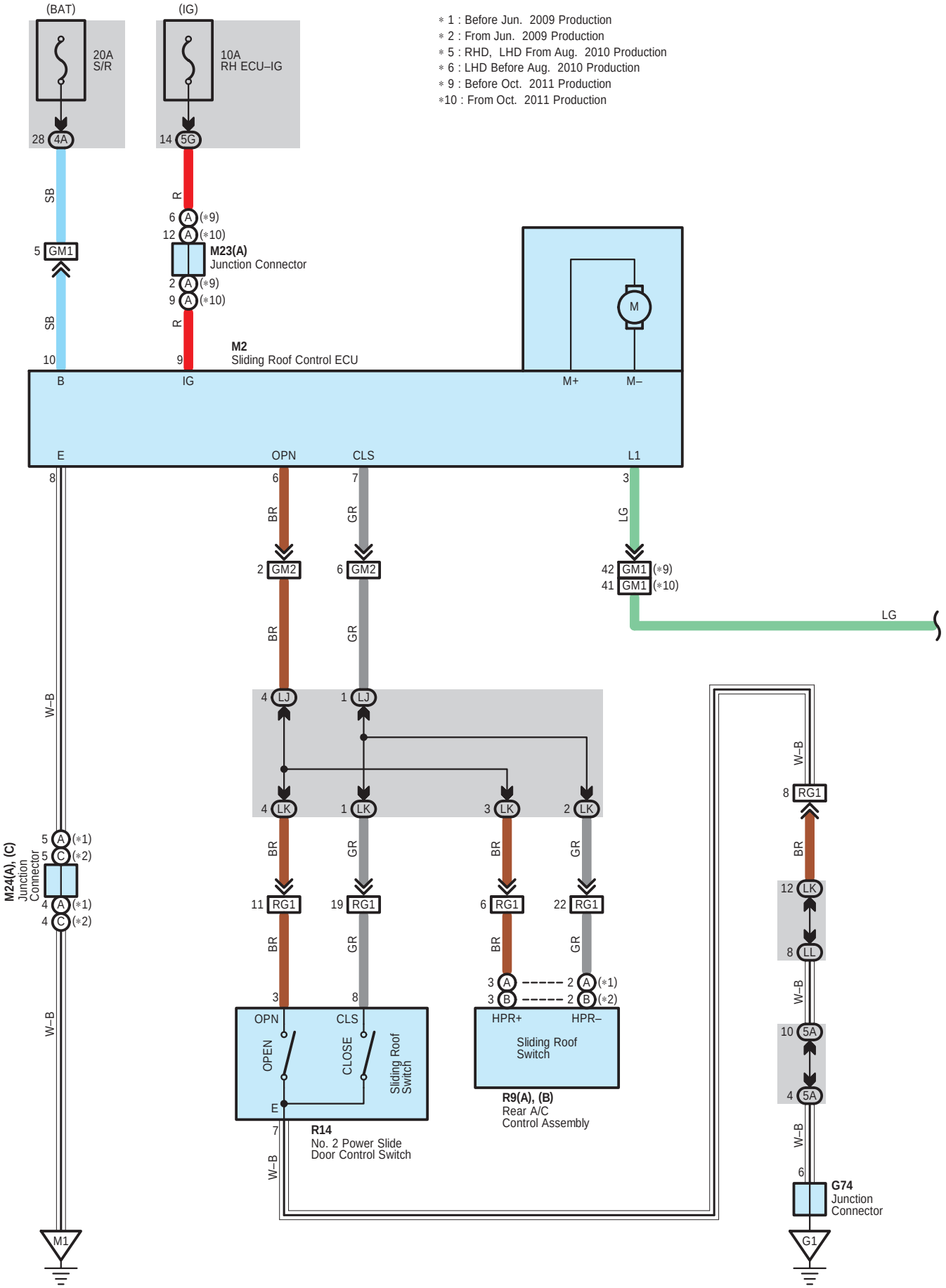
(BAT)
(IG)
20A
S/R
10A
RH ECU–IG
28 4A
14 5G
∗1 : Before Jun. 2009 Production
∗2 : From Jun. 2009 Production
∗5 : RHD, LHD From Aug. 2010 Production
∗6 : LHD Before Aug. 2010 Production
∗9 : Before Oct. 2011 Production
∗10 : From Oct. 2011 Production
SB
R
6 A (∗9)
12 A (∗10)
5 GM1
M23(A)
Junction Connector
2 A (∗9)
9 A (∗10)
SB
R
M2
Sliding Roof Control ECU
10
9
B
IG
M+
M–
M
E
OPN
CLS
L1
8
6
7
3
BR
GR
LG
2 GM2
6 GM2
42 GM1 (∗9)
41 GM1 (∗10)
LG
BR
GR
W–B
4 LJ
1 LJ
4 LK
1 LK
3 LK
2 LK
W–B
8 RG1
5 A (∗1)
5 C (∗2)
M24(A), (C)
Junction
Connector
4 A (∗1)
4 C (∗2)
BR
GR
BR
GR
BR
12 LK
11 RG1
19 RG1
6 RG1
22 RG1
8 LL
BR
GR
BR
GR
W–B
3 A
3 B
2 A (∗1)
2 B (∗2)
3
8
OPN
CLS
HPR+
HPR–
10 5A
W–B
OPEN
CLOSE
Sliding Roof
Switch
Sliding Roof
Switch
4 5A
E
R9(A), (B)
Rear A/C
Control Assembly
7
R14
No. 2 Power Slide
Door Control Switch
W–B
W–B
6
G74
Junction
Connector
M1
G1

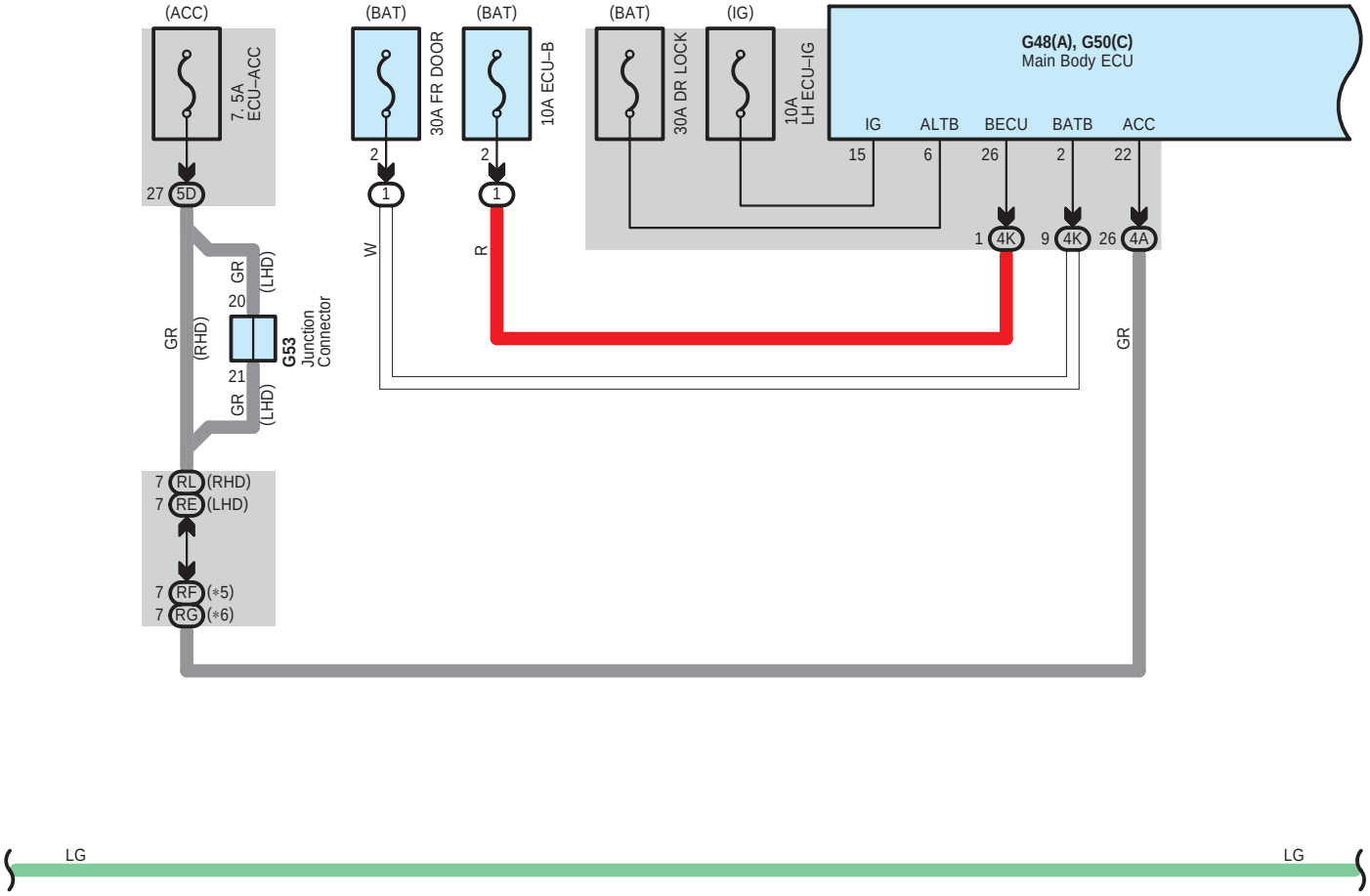
(ACC)
7.5A
ECU–ACC
27 5D
GR
(RHD)
GR
(LHD)
20
21
GR
(LHD)
G53
Junction
Connector
7 RL (RHD)
7 RE (LHD)
7 RF (*5)
7 RG (*6)
(BAT)
30A FR DOOR
2
1
W
(BAT)
10A ECU–B
2
1
R
(BAT)
30A DR LOCK
(IG)
10A
LH ECU–IG
G48(A), G50(C)
Main Body ECU
IG
ALTB
BECU
BATB
ACC
15
6
26
2
22
1 4K
9 4K
26 4A
GR

LG
LG

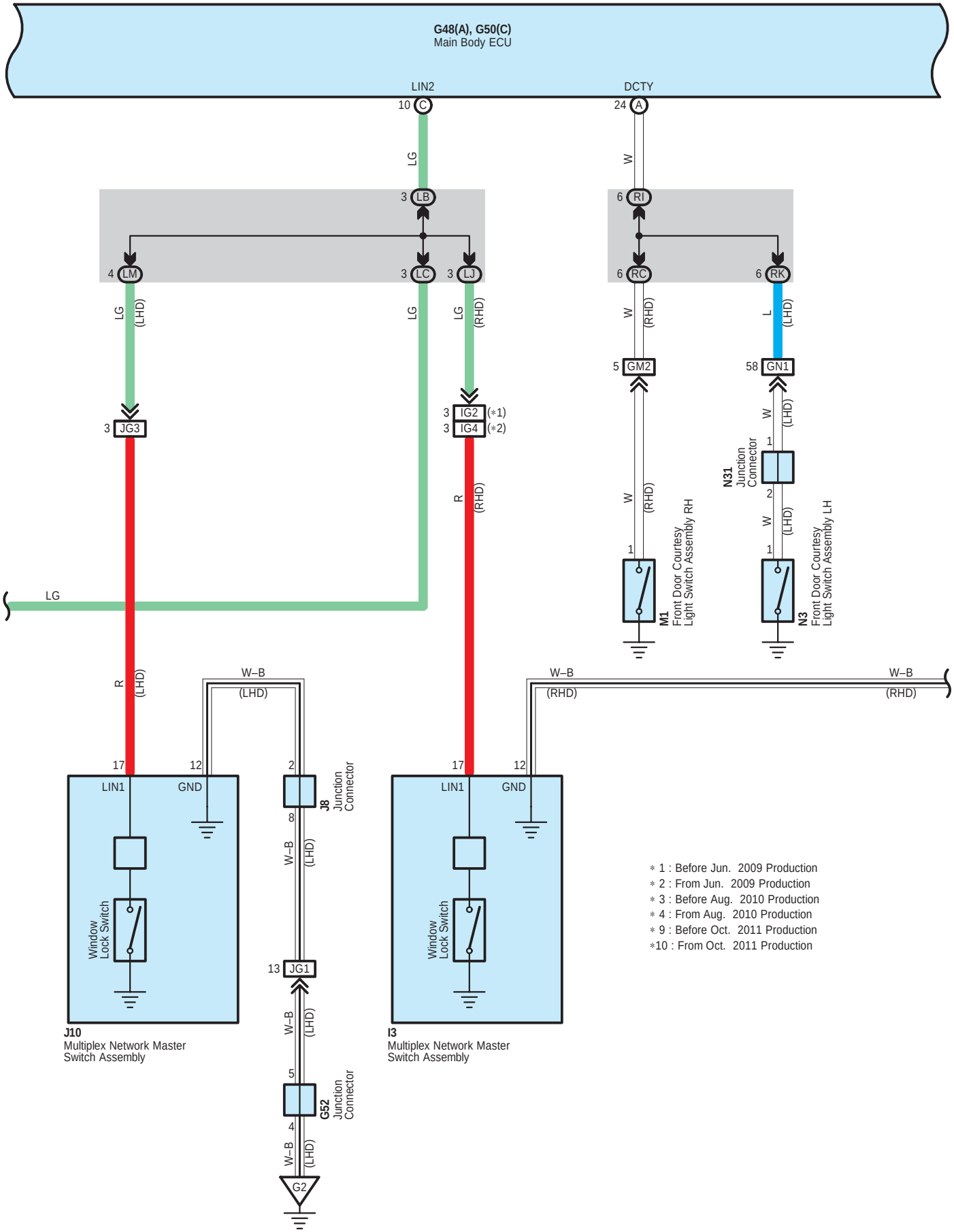
G48(A), G50(C)
Main Body ECU
LIN2
DCTY
10 C
24 A
LG
W
3 LB
6 RI
4 LM
3 LC
3 LJ
6 RC
6 RK
LG (LHD)
LG
LG (RHD)
W (RHD)
L (LHD)
5 GM2
58 GN1
3 JG3
3 IG2 (*1)
3 IG4 (*2)
R (RHD)
W (LHD)
1
N31 Junction Connector
2
W (RHD)
W (LHD)
1
M1 Front Door Courtesy Light Switch Assembly RH
N3 Front Door Courtesy Light Switch Assembly LH
LG
R (LHD)
W–B (LHD)
W–B (RHD)
W–B (RHD)
17
12
LIN1
GND
2
J8 Junction Connector
8
W–B (LHD)
Window Lock Switch
13 JG1
W–B (LHD)
5
G52 Junction Connector
4
W–B (LHD)
G2
J10
Multiplex Network Master Switch Assembly
I3
Multiplex Network Master Switch Assembly
* 1 : Before Jun. 2009 Production
* 2 : From Jun. 2009 Production
* 3 : Before Aug. 2010 Production
* 4 : From Aug. 2010 Production
* 9 : Before Oct. 2011 Production
*10 : From Oct. 2011 Production

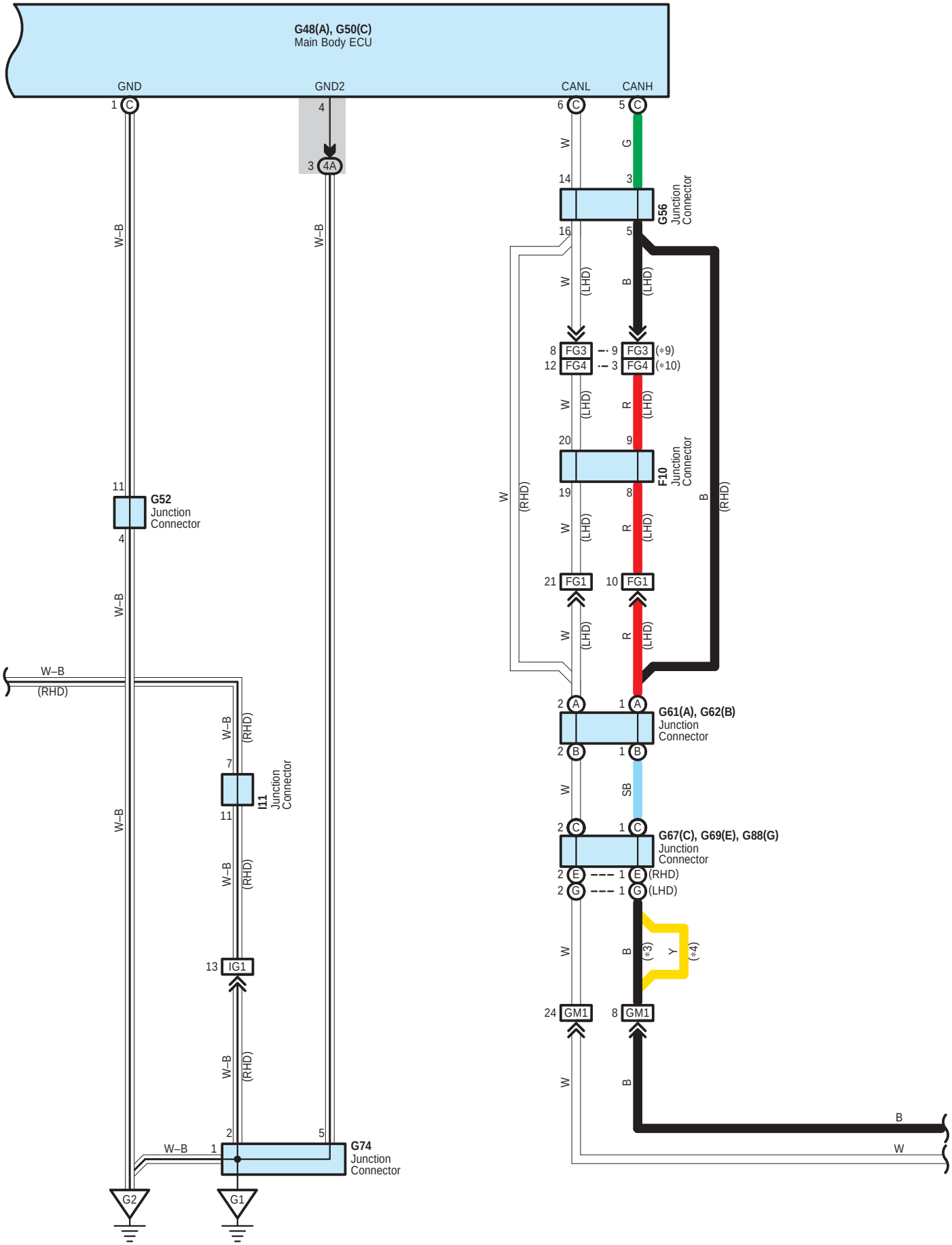
G48(A), G50(C)
Main Body ECU
GND
GND2
CANL
CANH
G56 Junction Connector
FG3
FG4
(*9)
(*10)
F10 Junction Connector
FG1
G61(A), G62(B) Junction Connector
G67(C), G69(E), G88(G) Junction Connector
(RHD)
(LHD)
GM1
(*3)
(*4)
G52 Junction Connector
I11 Junction Connector
IG1
G74 Junction Connector
G2
G1
W–B
W
G
B
R
SB
Y

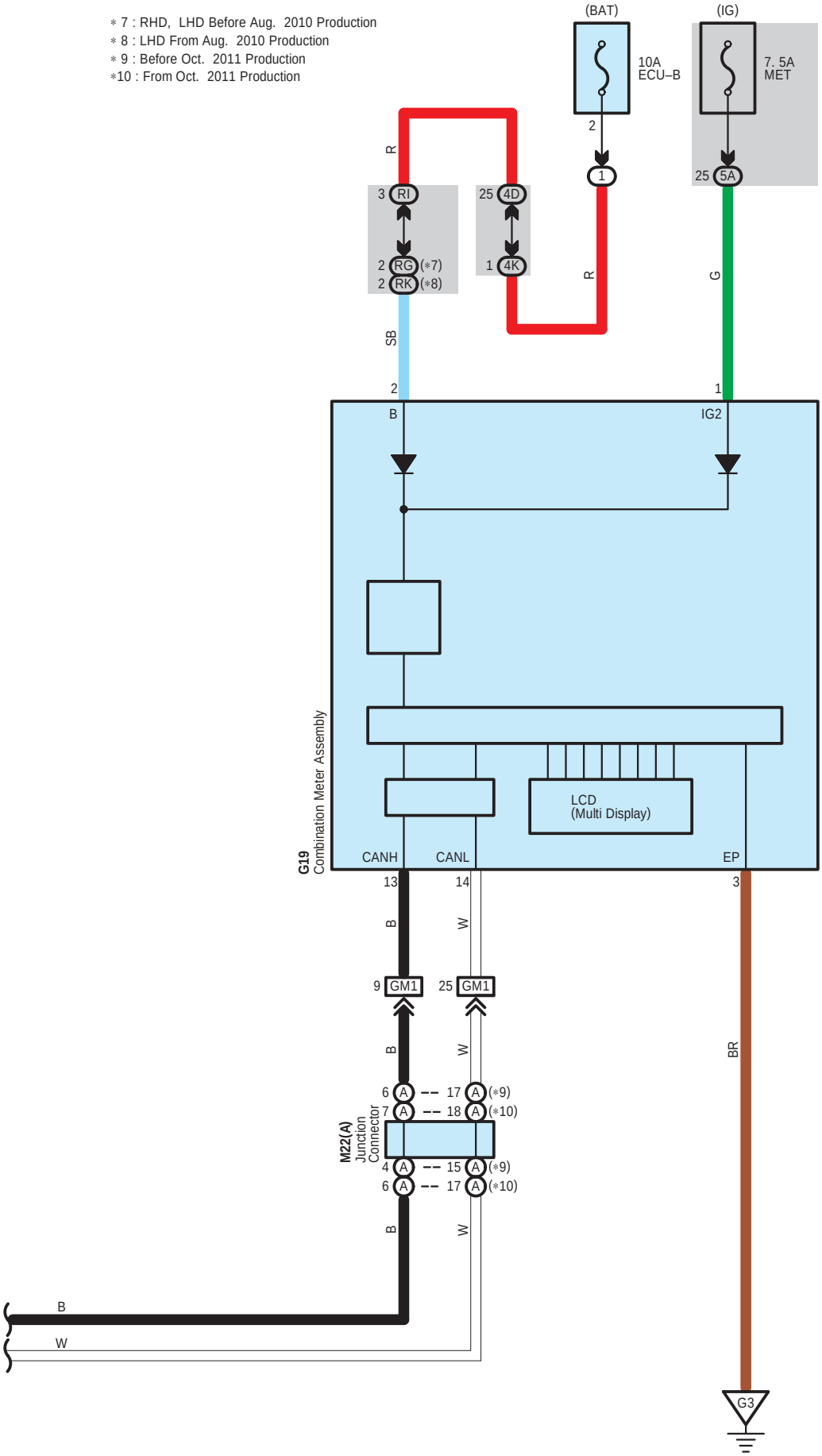
∗ 7 : RHD, LHD Before Aug. 2010 Production
∗ 8 : LHD From Aug. 2010 Production
∗ 9 : Before Oct. 2011 Production
∗10 : From Oct. 2011 Production
(BAT)
(IG)
10A
ECU–B
7. 5A
MET
2
1
25
5A
R
3
RI
25
4D
2
RG
(∗7)
2
RK
(∗8)
1
4K
R
G
SB
2
1
B
IG2
LCD
(Multi Display)
G19
Combination Meter Assembly
CANH
CANL
EP
13
14
3
B
W
9
GM1
25
GM1
B
W
BR
6
A
17
A
(∗9)
7
A
18
A
(∗10)
M22(A)
Junction
Connector
4
A
15
A
(∗9)
6
A
17
A
(∗10)
B
W
B
W
G3

F 10
Black

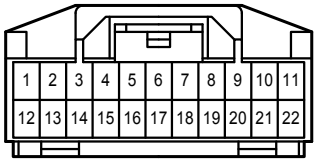

G 19
White

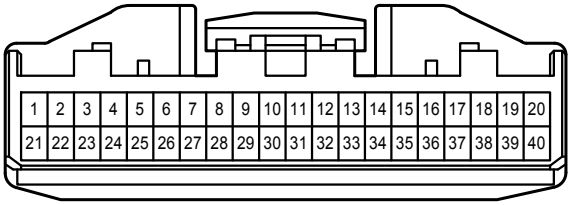

G 48
White

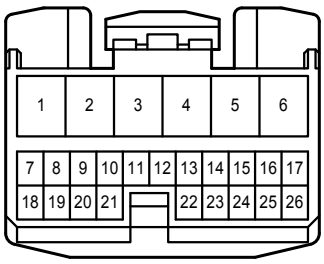

G 50
White

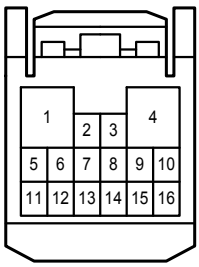

G 52
Gray

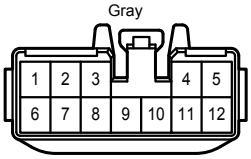

G 53
Black

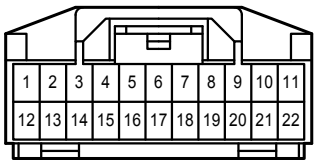

G 56
Gray

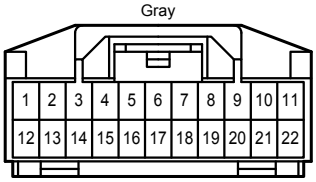

G 61
Brown

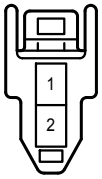

G 62
Brown

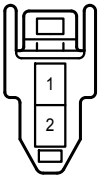

G 67
White

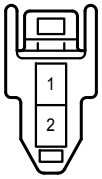

G 69
Black

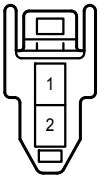

G 74
White

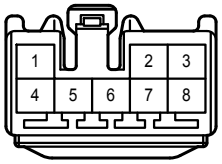

G 88
White

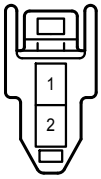

I 3
White

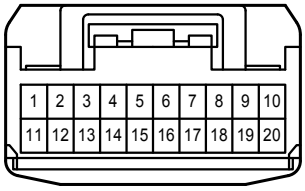

I 11
Blue

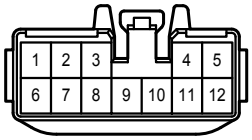

J 8
Blue

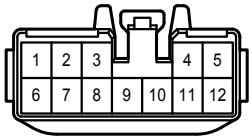

J 10
White

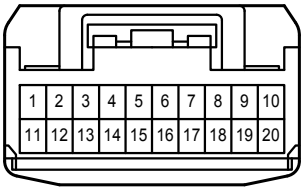

M 1
White

M 2
White

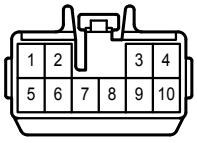

M 22
Black

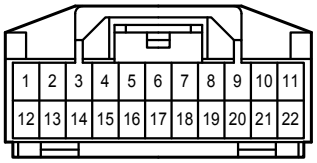

M 23
Blue

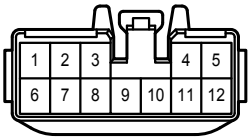

M 24
Blue



(From Jun. 2009 Production)

M 24
Blue

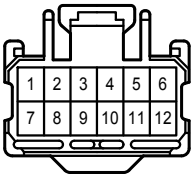

(Before Jun. 2009 Production)

N 3
White

N 31
Gray

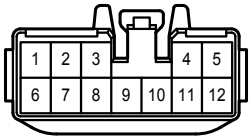

R 9
Black

(From Jun. 2009 Production)

R 9
White

(Before Jun. 2009 Production)

R 14
White

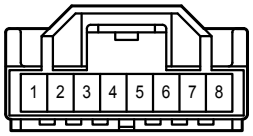

4A
White

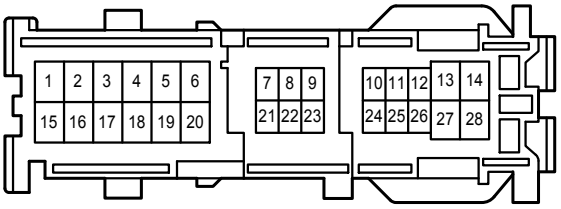

4D
White

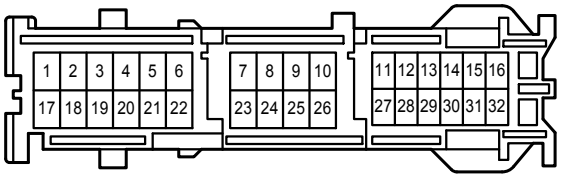

4K
Gray

5A
White

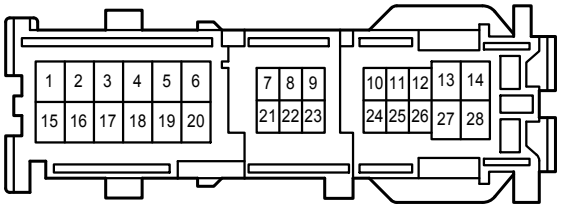

5D
White

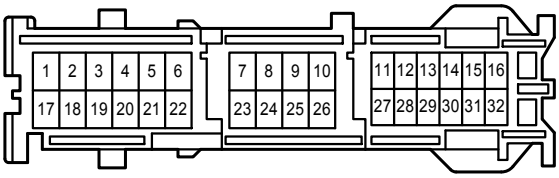

5G
White

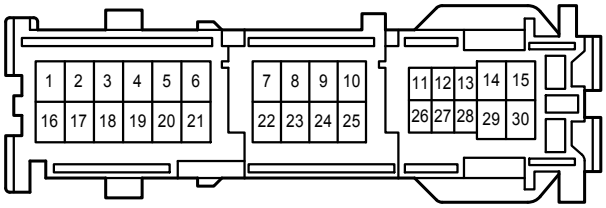

LB
Gray

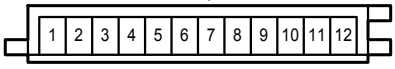

LC
White

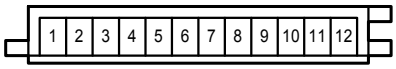

LJ
Gray

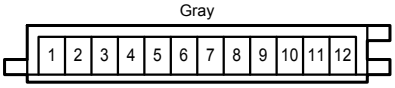

LK
White

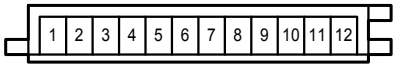

LL
Gray

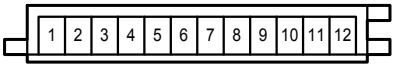

LM
White

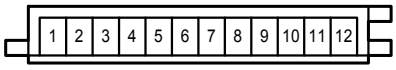

RC
White

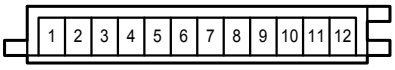

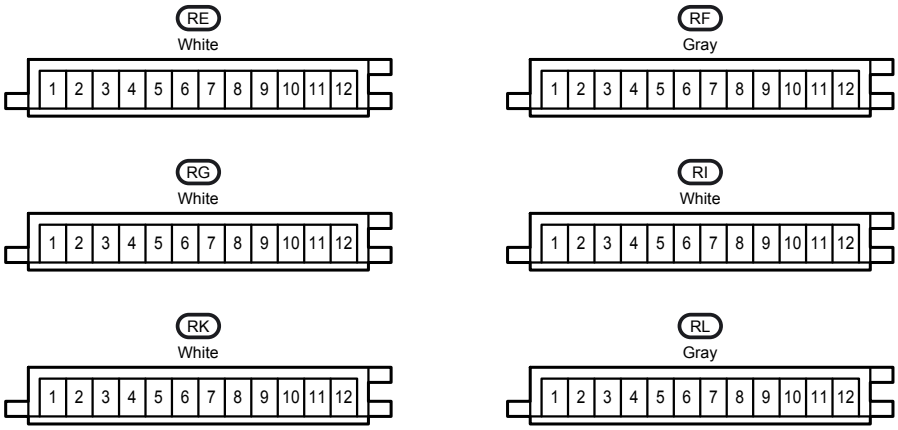
RE
White
1 2 3 4 5 6 7 8 9 10 11 12
RF
Gray
1 2 3 4 5 6 7 8 9 10 11 12
RG
White
1 2 3 4 5 6 7 8 9 10 11 12
RI
White
1 2 3 4 5 6 7 8 9 10 11 12
RK
White
1 2 3 4 5 6 7 8 9 10 11 12
RL
Gray
1 2 3 4 5 6 7 8 9 10 11 12

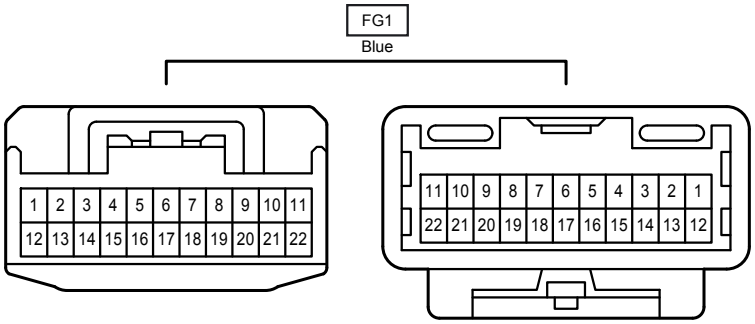
FG1
Blue
1 2 3 4 5 6 7 8 9 10 11
12 13 14 15 16 17 18 19 20 21 22
11 10 9 8 7 6 5 4 3 2 1
22 21 20 19 18 17 16 15 14 13 12

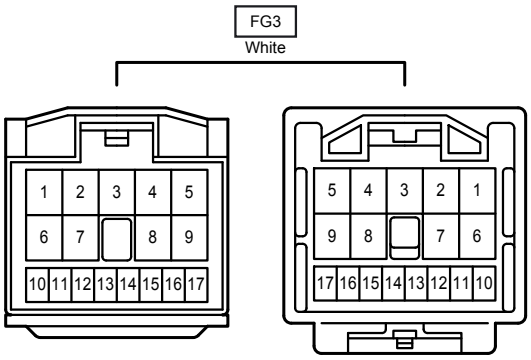
FG3
White
1 2 3 4 5
6 7 8 9
10 11 12 13 14 15 16 17
5 4 3 2 1
9 8 7 6
17 16 15 14 13 12 11 10

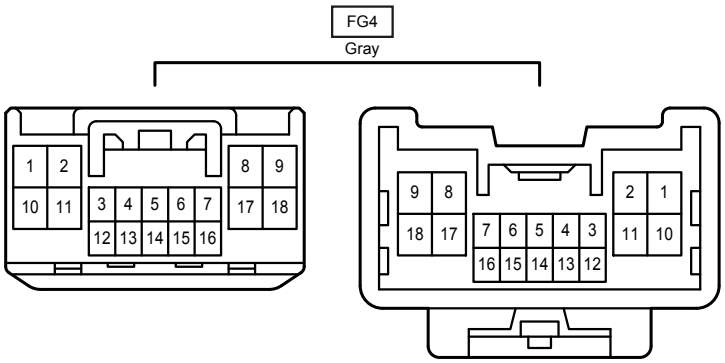
FG4
Gray
1 2
10 11
3 4 5 6 7
12 13 14 15 16
8 9
17 18
9 8
18 17
7 6 5 4 3
16 15 14 13 12
2 1
11 10

GM1
White

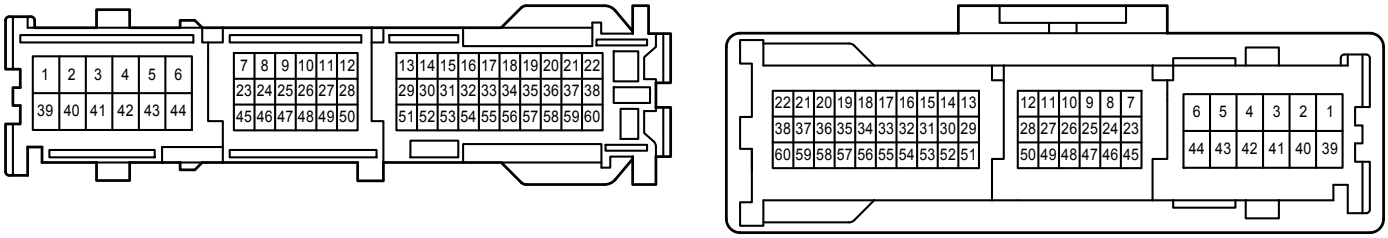

GM2
White

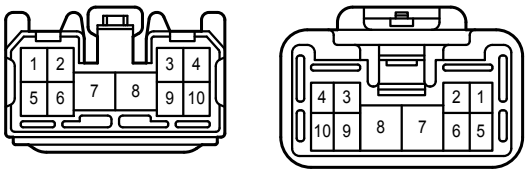

GN1
White

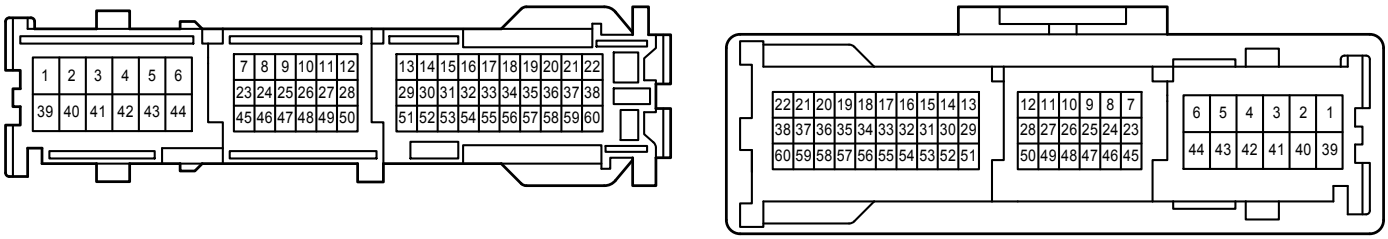

IG1
White

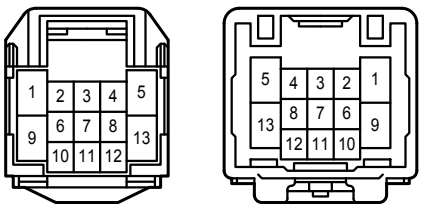

IG2
Gray

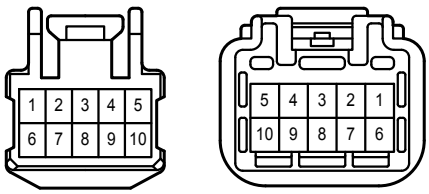

IG4
Gray

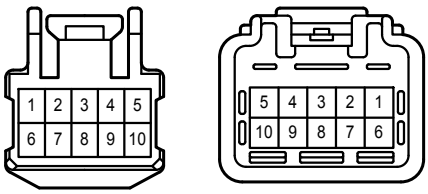

JG1
White

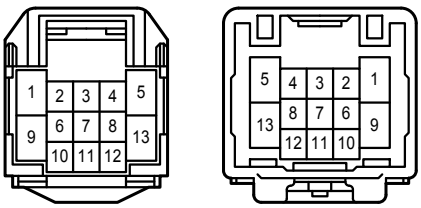

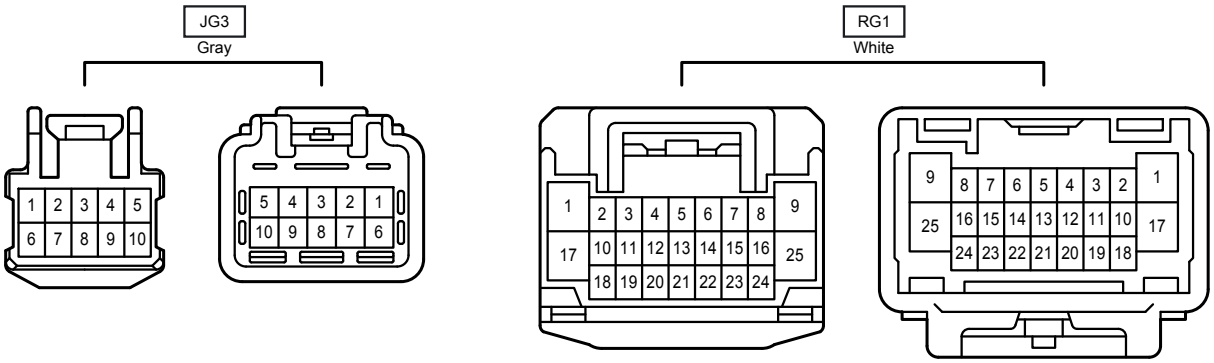
JG3
Gray
1 2 3 4 5
6 7 8 9 10
5 4 3 2 1
10 9 8 7 6
RG1
White
1 2 3 4 5 6 7 8 9
17 10 11 12 13 14 15 16 25
18 19 20 21 22 23 24
9 8 7 6 5 4 3 2 1
25 16 15 14 13 12 11 10 17
24 23 22 21 20 19 18