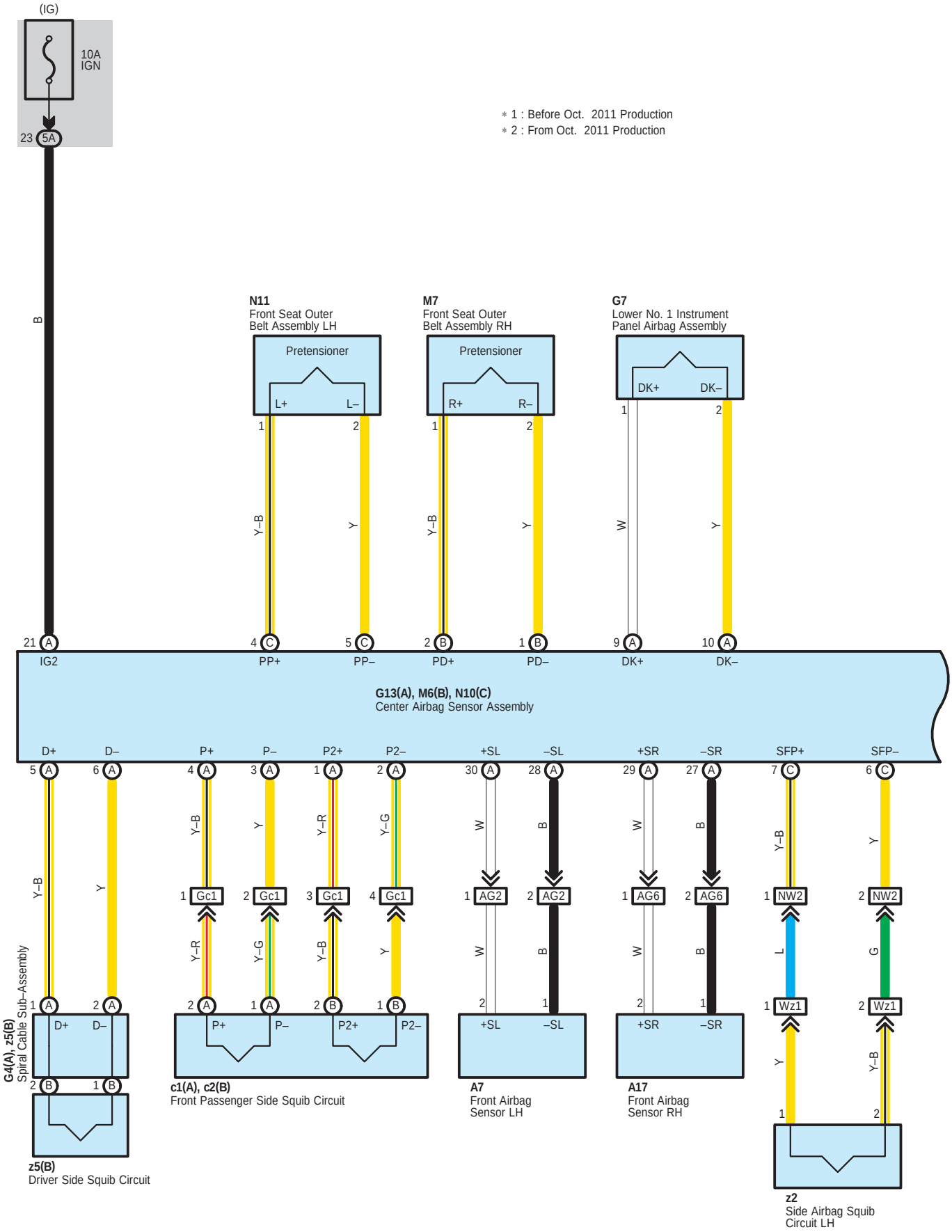
(IG)
10A
IGN
23 5A
B
∗ 1 : Before Oct. 2011 Production
∗ 2 : From Oct. 2011 Production
N11
Front Seat Outer
Belt Assembly LH
Pretensioner
L+
L–
M7
Front Seat Outer
Belt Assembly RH
Pretensioner
R+
R–
G7
Lower No. 1 Instrument
Panel Airbag Assembly
DK+
DK–
Y–B
Y
W
21 A IG2
4 C PP+
5 C PP–
2 B PD+
1 B PD–
9 A DK+
10 A DK–
G13(A), M6(B), N10(C)
Center Airbag Sensor Assembly
D+
D–
P+
P–
P2+
P2–
+SL
–SL
+SR
–SR
SFP+
SFP–
Y–R
Y–G
Gc1
AG2
AG6
NW2
Wz1
L
G
G4(A), z5(B)
Spiral Cable Sub–Assembly
z5(B)
Driver Side Squib Circuit
c1(A), c2(B)
Front Passenger Side Squib Circuit
A7
Front Airbag
Sensor LH
A17
Front Airbag
Sensor RH
z2
Side Airbag Squib
Circuit LH

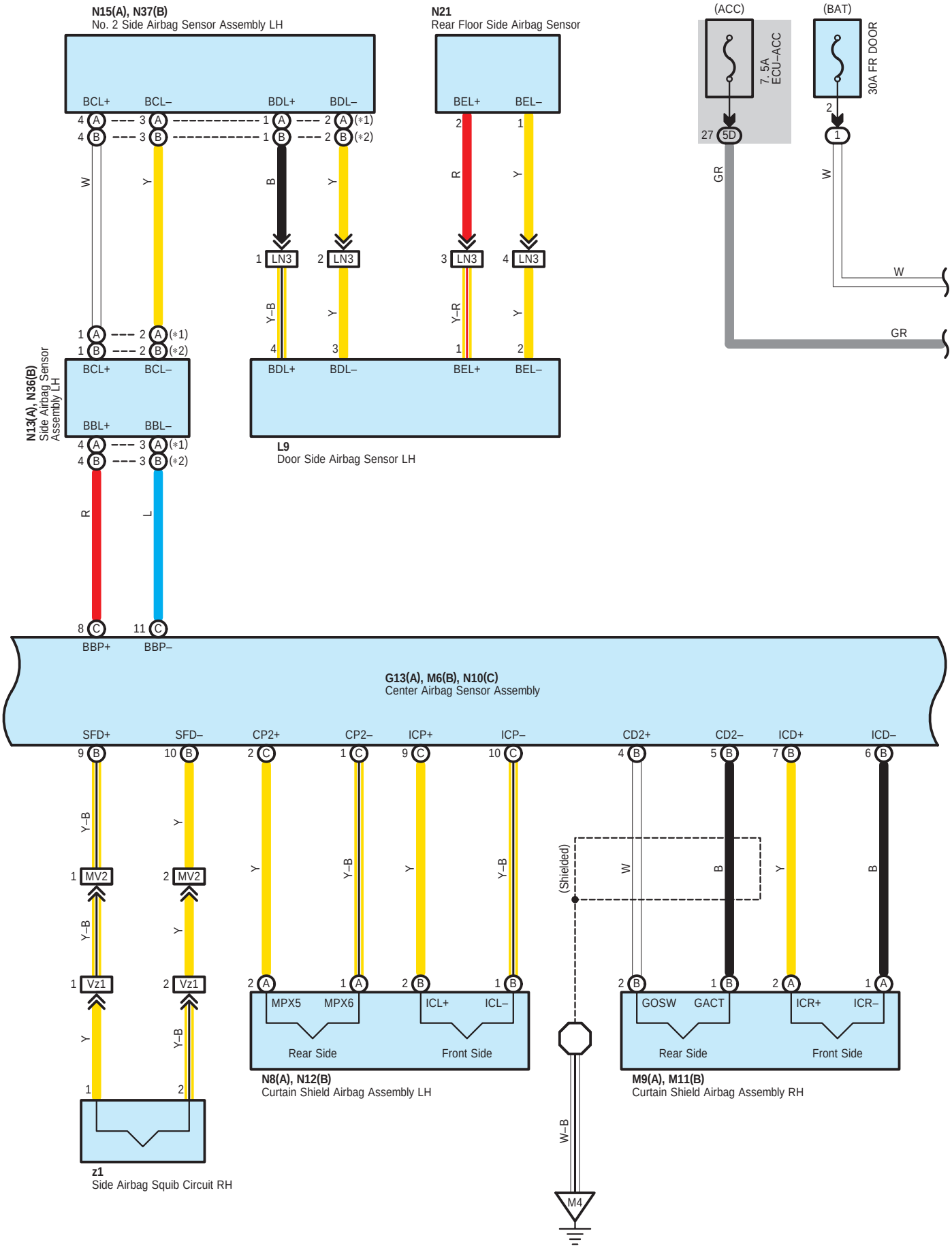
N15(A), N37(B)
No. 2 Side Airbag Sensor Assembly LH
BCL+
BCL–
BDL+
BDL–
N21
Rear Floor Side Airbag Sensor
BEL+
BEL–
(ACC)
(BAT)
7.5A
ECU–ACC
30A FR DOOR
27 5D
GR
W
LN3
Y–B
Y–R
N13(A), N36(B)
Side Airbag Sensor
Assembly LH
BBL+
BBL–
L9
Door Side Airbag Sensor LH
R
L
BBP+
BBP–
G13(A), M6(B), N10(C)
Center Airbag Sensor Assembly
SFD+
SFD–
CP2+
CP2–
ICP+
ICP–
CD2+
CD2–
ICD+
ICD–
MV2
Vz1
(Shielded)
MPX5
MPX6
ICL+
ICL–
Rear Side
Front Side
N8(A), N12(B)
Curtain Shield Airbag Assembly LH
GOSW
GACT
ICR+
ICR–
M9(A), M11(B)
Curtain Shield Airbag Assembly RH
W–B
M4
z1
Side Airbag Squib Circuit RH

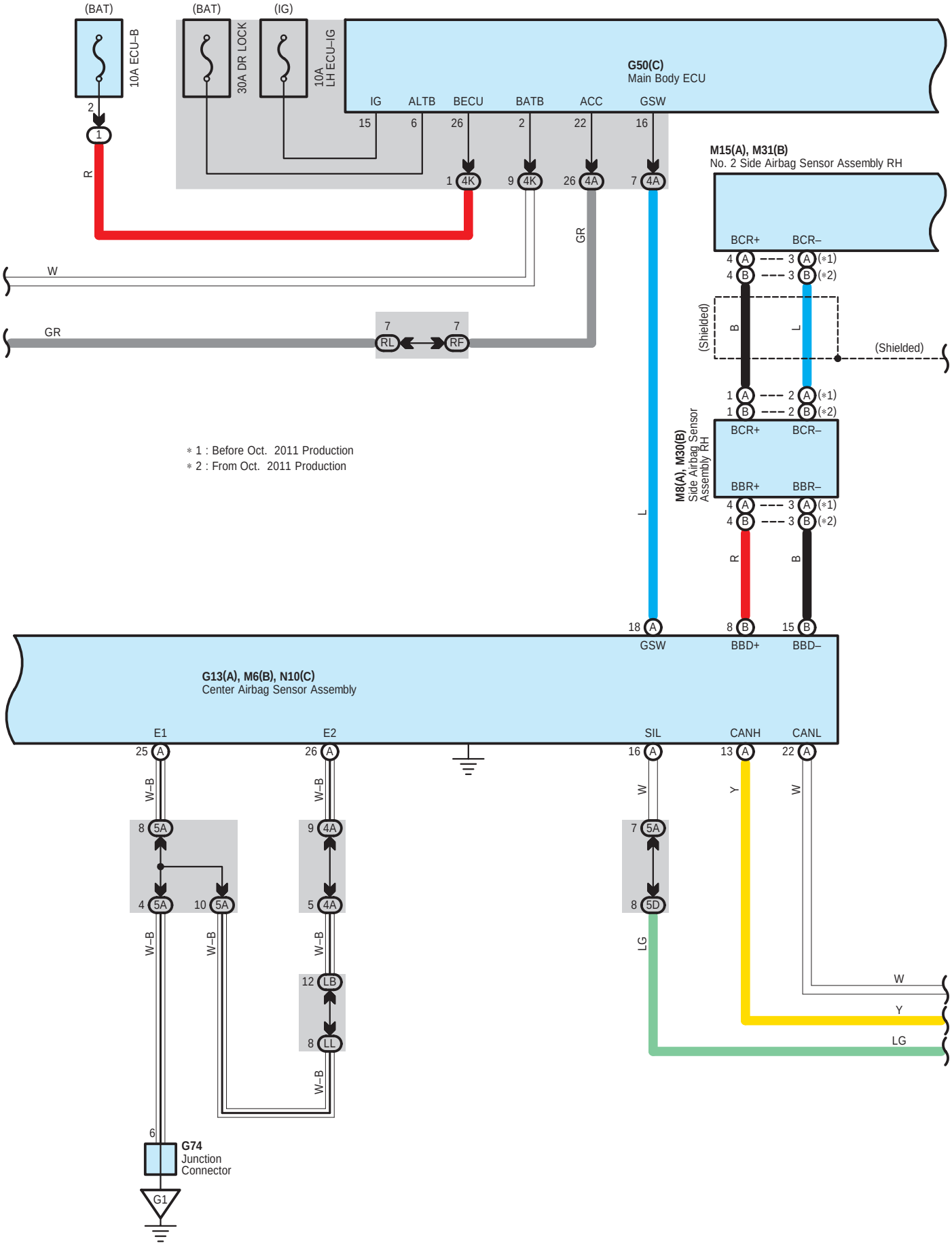
(BAT)
10A ECU–B
(BAT)
30A DR LOCK
(IG)
10A LH ECU–IG
G50(C)
Main Body ECU
IG
ALTB
BECU
BATB
ACC
GSW
M15(A), M31(B)
No. 2 Side Airbag Sensor Assembly RH
BCR+
BCR–
(Shielded)
(Shielded)
M8(A), M30(B)
Side Airbag Sensor Assembly RH
BCR+
BCR–
BBR+
BBR–
GSW
BBD+
BBD–
∗1 : Before Oct. 2011 Production
∗2 : From Oct. 2011 Production
G13(A), M6(B), N10(C)
Center Airbag Sensor Assembly
E1
E2
SIL
CANH
CANL
G74
Junction Connector
G1

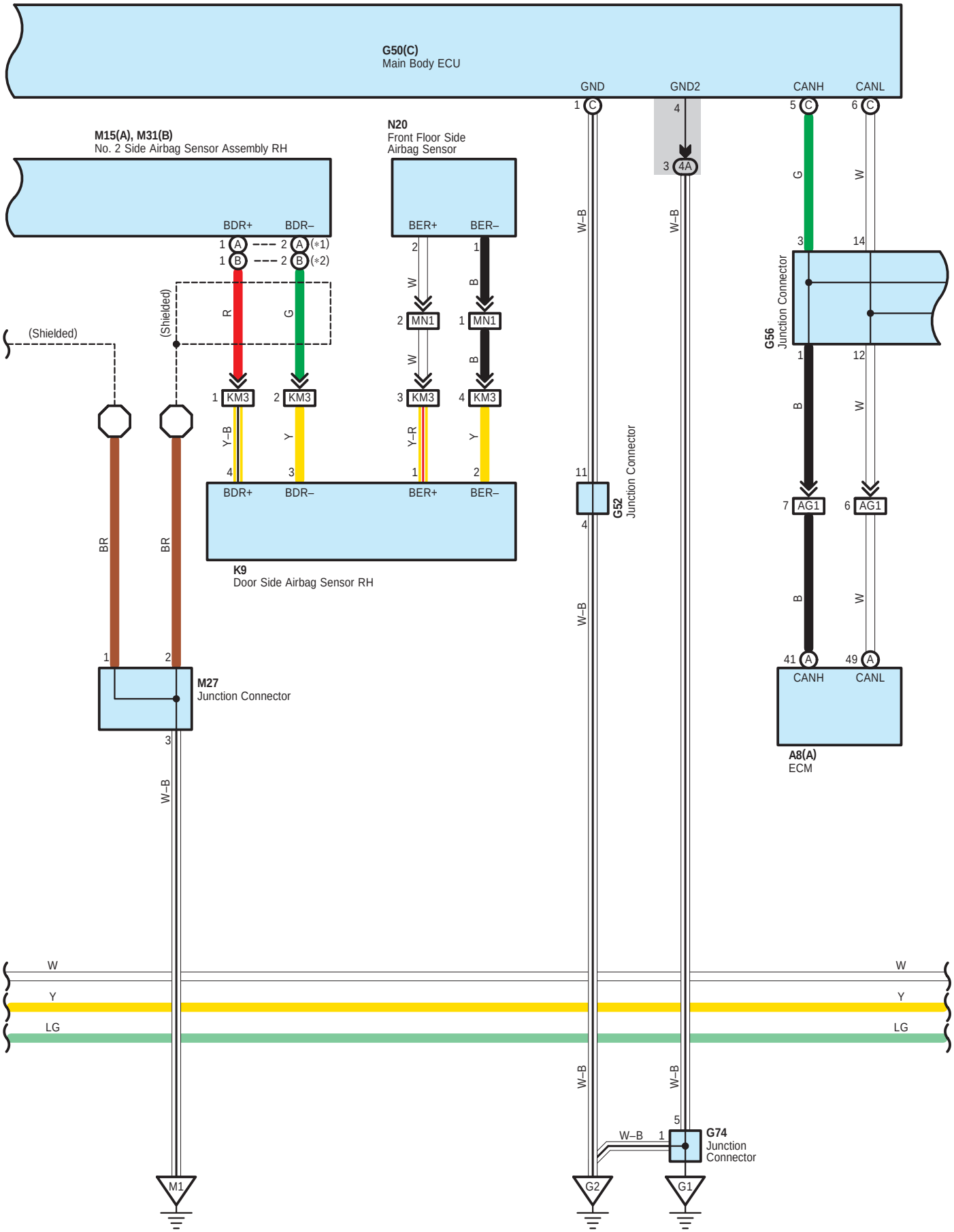
G50(C)
Main Body ECU
GND
GND2
CANH
CANL
M15(A), M31(B)
No. 2 Side Airbag Sensor Assembly RH
BDR+
BDR–
(*1)
(*2)
N20
Front Floor Side
Airbag Sensor
BER+
BER–
(Shielded)
(Shielded)
MN1
KM3
K9
Door Side Airbag Sensor RH
G56
Junction Connector
AG1
G52
Junction Connector
M27
Junction Connector
A8(A)
ECM
G74
Junction
Connector
M1
G2
G1

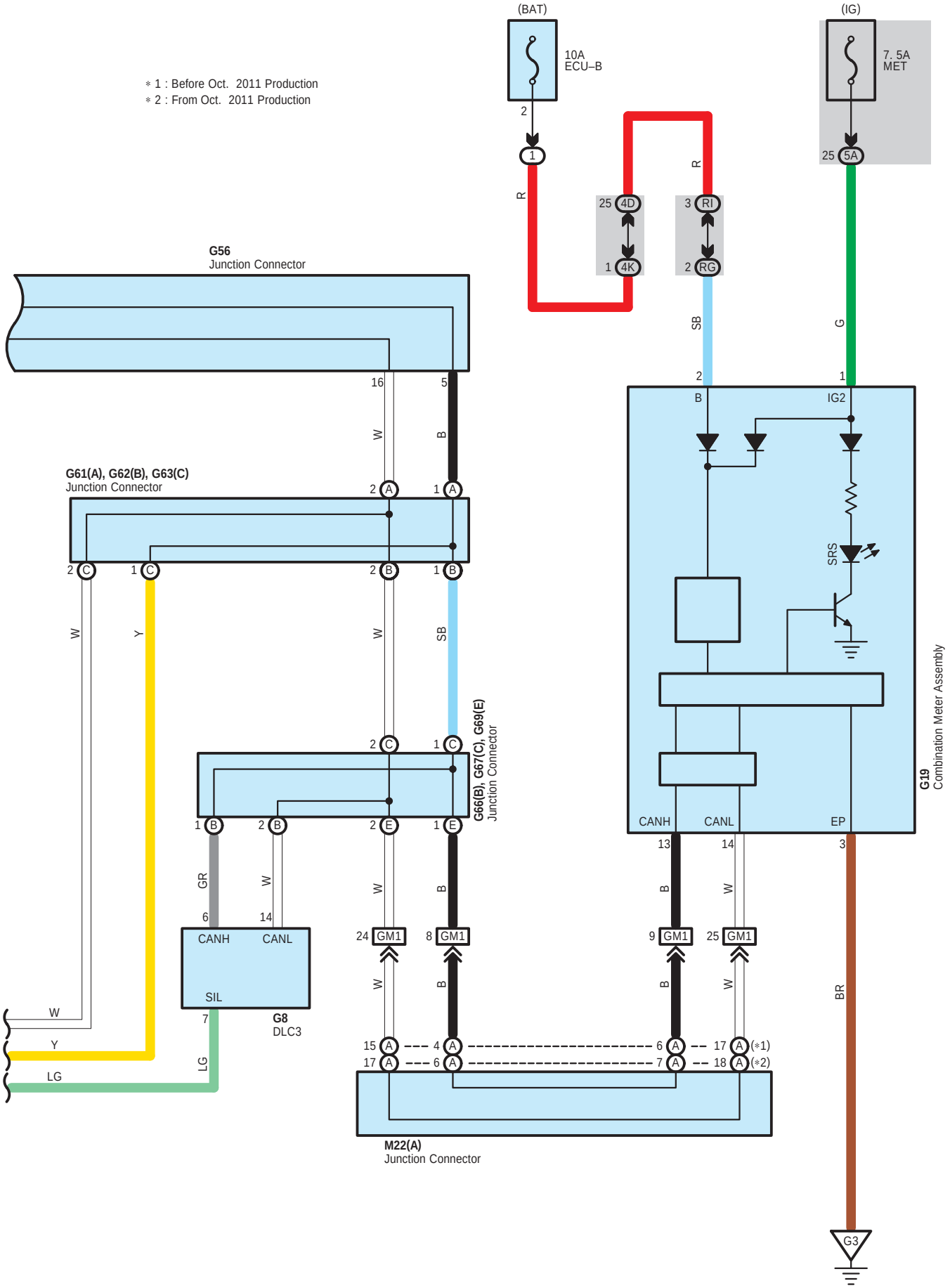
(BAT)
10A
ECU–B
(IG)
7. 5A
MET
∗1 : Before Oct. 2011 Production
∗2 : From Oct. 2011 Production
G56
Junction Connector
G61(A), G62(B), G63(C)
Junction Connector
G66(B), G67(C), G69(E)
Junction Connector
G19
Combination Meter Assembly
CANH
CANL
EP
IG2
SRS
G8
DLC3
SIL
M22(A)
Junction Connector
G3

A 7
Yellow



A 8
Black

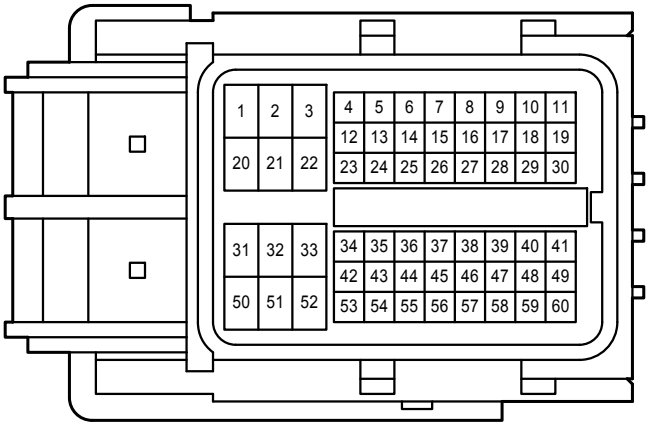

A 17
Yellow



G 4
Yellow

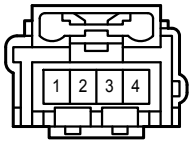

G 7
Yellow

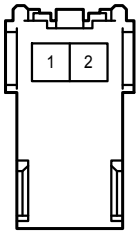

G 8
White

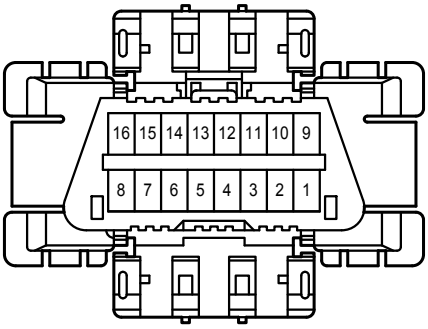

G 13
Yellow

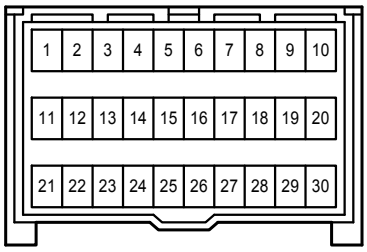

G 19
White

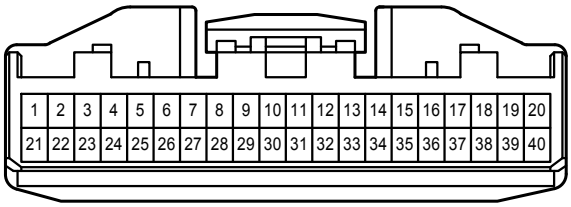

G 50
White

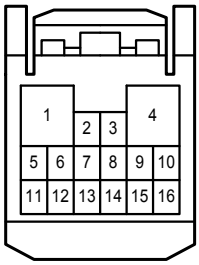

G 52
Gray

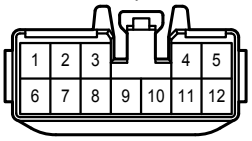

G 56
Gray

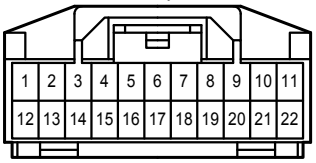

G 61
Brown

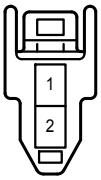

G 62
Brown

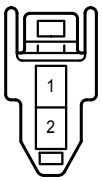

G 63
Brown

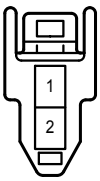

G 66
White

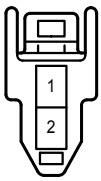

G 67
White

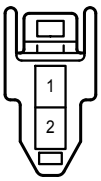

G 69
Black

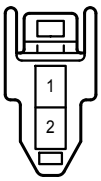

G 74
White

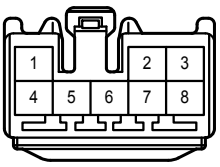

K 9
Yellow

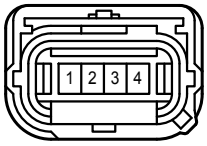

L 9
Yellow

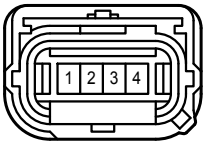

M 6
Yellow

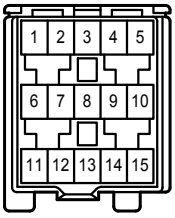

M 7
Yellow

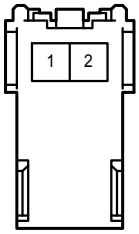

M 8
Yellow

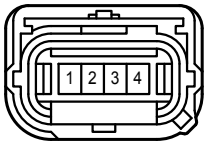

M 9
Black

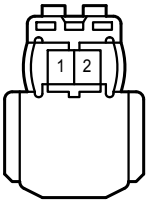

M 11
Black

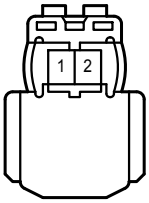

M 15
Yellow

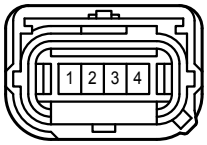

M 22
Black

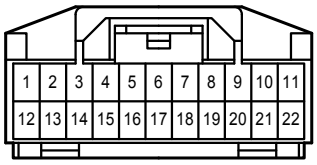

M 27
Black

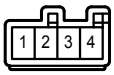

M 30
Yellow



M 31
Yellow

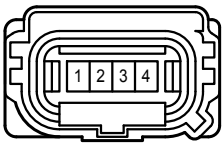

N 8
Black

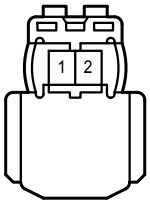

N 10
Yellow

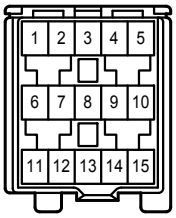

N 11
Yellow

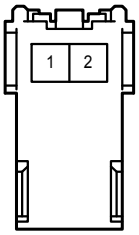

N 12
Black

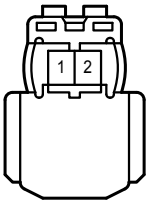

N 13
Yellow

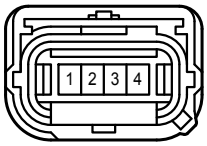

N 15
Yellow

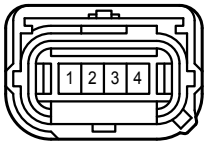

N 20
Yellow



N 21
Yellow



N 36
Yellow

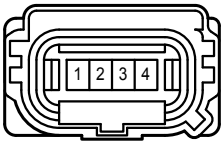

N 37
Yellow

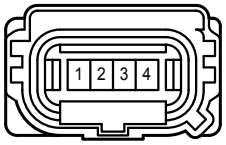

c 1
Orange

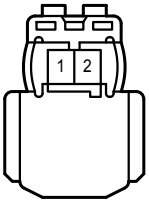

c 2
Black

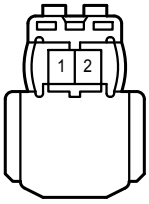

z 1
White



z 2
White



z 5
Orange

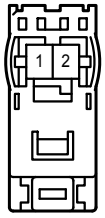

4A
White

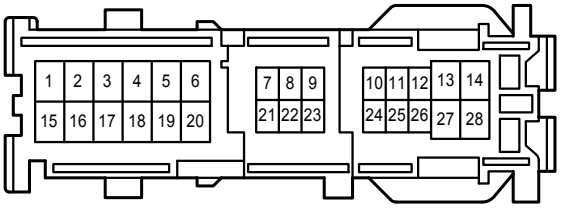

4D
White

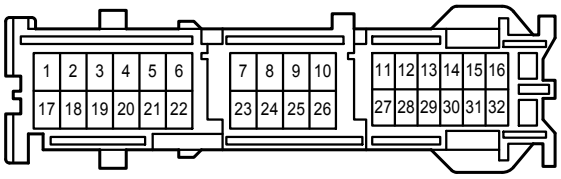

4K
Gray

5A
White

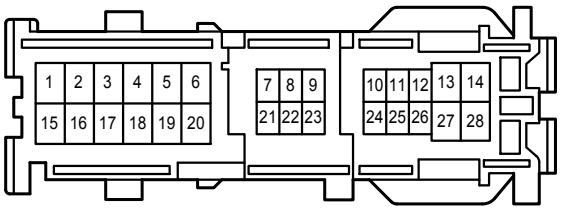

5D
White

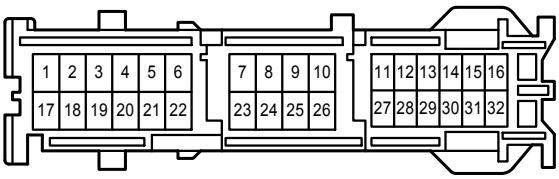

LB
Gray

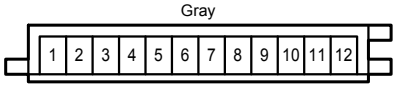

LL
Gray

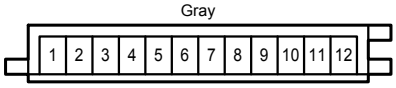

RF
Gray

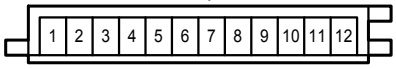

RG
White

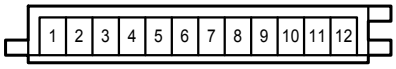

RI
White

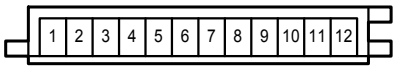

RL
Gray

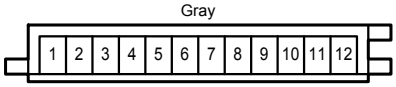

AG1
White

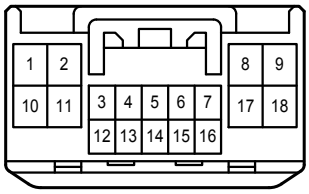

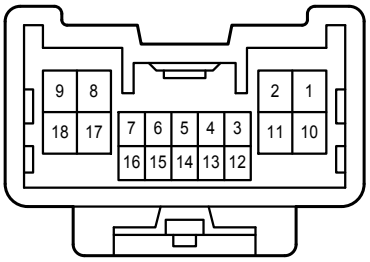

AG2
Yellow

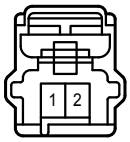



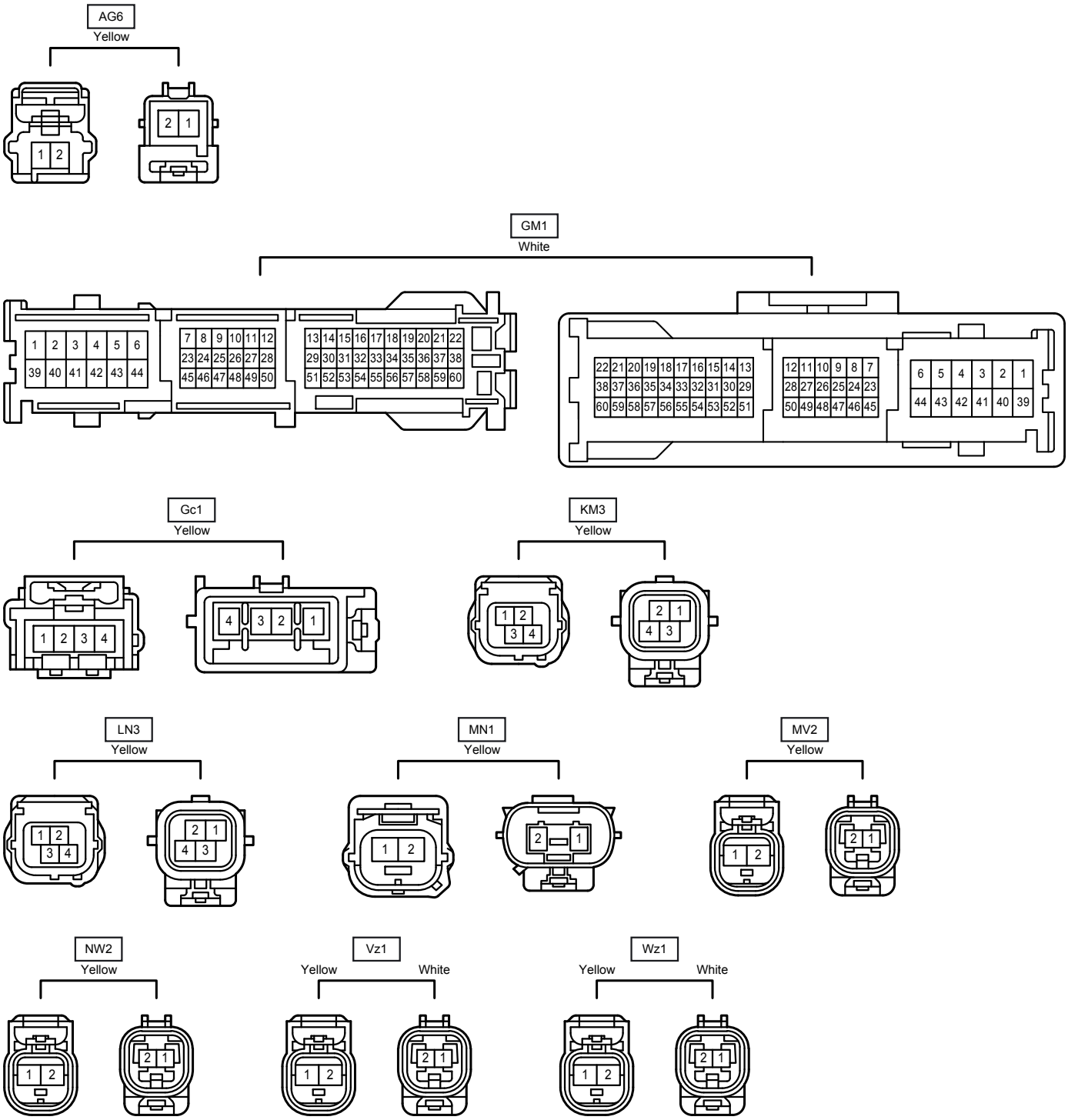
AG6
Yellow
GM1
White
Gc1
Yellow
KM3
Yellow
LN3
Yellow
MN1
Yellow
MV2
Yellow
NW2
Yellow
Vz1
Yellow
White
Wz1
Yellow
White