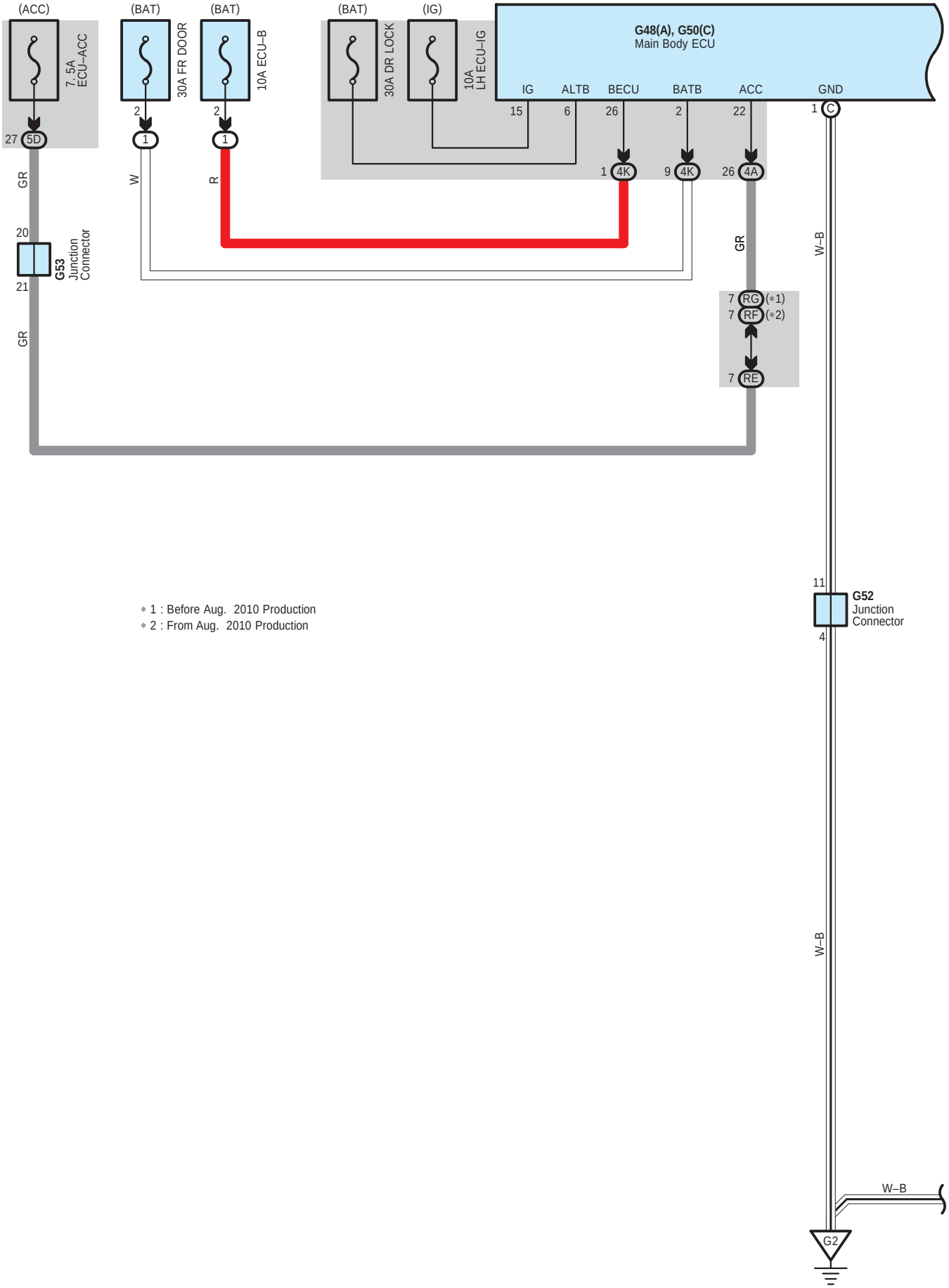

* 1 : Before Aug. 2010 Production
* 2 : From Aug. 2010 Production

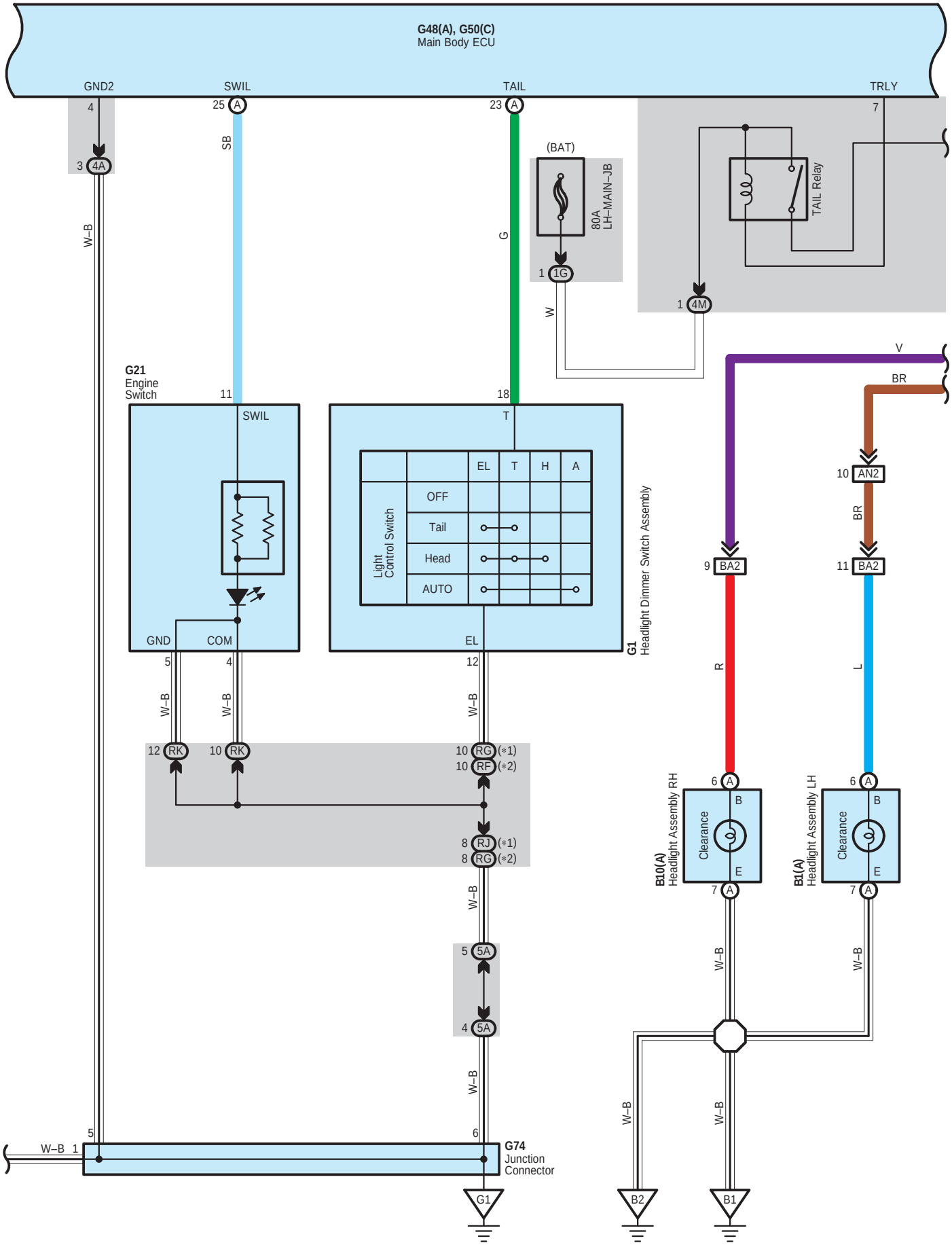
G48(A), G50(C)
Main Body ECU
GND2
SWIL
TAIL
TRLY
4
3 4A
25 A
SB
23 A
7
(BAT)
80A
LH–MAIN–JB
1 1G
TAIL Relay
1 4M
W–B
G
W
V
BR
G21
Engine
Switch
11
SWIL
18
T
EL
T
H
A
OFF
Tail
Head
AUTO
Light
Control Switch
G1
Headlight Dimmer Switch Assembly
10 AN2
BR
9 BA2
11 BA2
GND
COM
EL
5
4
12
R
L
12 RK
10 RK
10 RG (*1)
10 RF (*2)
8 RJ (*1)
8 RG (*2)
6 A
B
E
7 A
B10(A)
Headlight Assembly RH
Clearance
B1(A)
Headlight Assembly LH
5 5A
4 5A
5
6
W–B 1
G74
Junction
Connector
G1
B2
B1

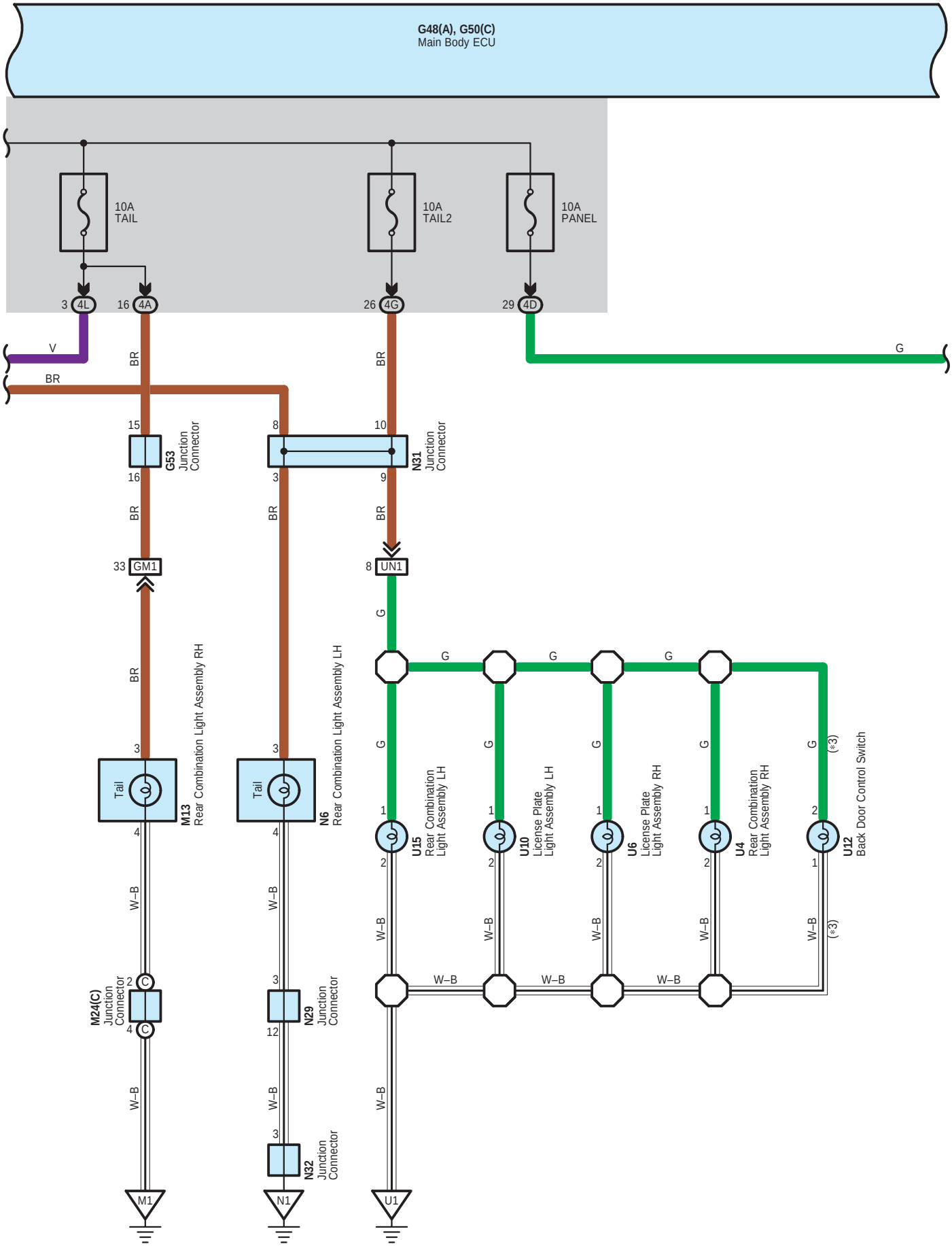
G48(A), G50(C)
Main Body ECU
10A
TAIL
10A
TAIL2
10A
PANEL
3 4L
16 4A
26 4G
29 4D
V
BR
G
15
16
G53
Junction
Connector
8
3
10
9
N31
Junction
Connector
33 GM1
8 UN1
Tail
M13
Rear Combination Light Assembly RH
N6
Rear Combination Light Assembly LH
U15
Rear Combination
Light Assembly LH
U10
License Plate
Light Assembly LH
U6
License Plate
Light Assembly RH
U4
Rear Combination
Light Assembly RH
U12
Back Door Control Switch
(*3)
W–B
M24(C)
Junction
Connector
N29
Junction
Connector
N32
Junction
Connector
M1
N1
U1

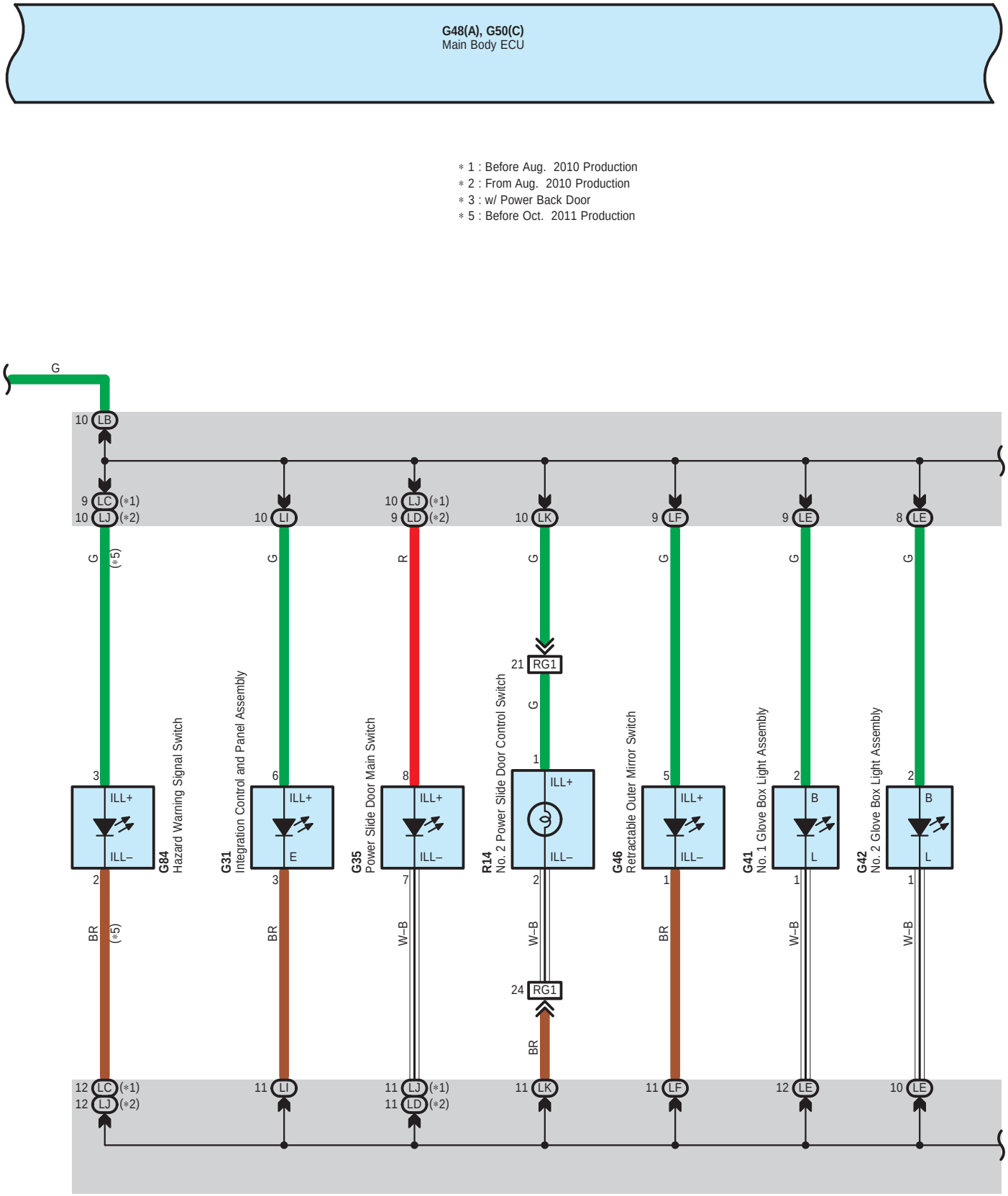
G48(A), G50(C)
Main Body ECU
∗1 : Before Aug. 2010 Production
∗2 : From Aug. 2010 Production
∗3 : w/ Power Back Door
∗5 : Before Oct. 2011 Production
G
10 LB
9 LC (∗1)
10 LJ (∗2)
10 LI
10 LJ (∗1)
9 LD (∗2)
10 LK
9 LF
9 LE
8 LE
G
(∗5)
R
21 RG1
3
ILL+
ILL–
G84
Hazard Warning Signal Switch
6
E
G31
Integration Control and Panel Assembly
8
G35
Power Slide Door Main Switch
1
R14
No. 2 Power Slide Door Control Switch
5
G46
Retractable Outer Mirror Switch
2
B
L
G41
No. 1 Glove Box Light Assembly
G42
No. 2 Glove Box Light Assembly
7
BR
(∗5)
W–B
24 RG1
12 LC (∗1)
12 LJ (∗2)
11 LI
11 LJ (∗1)
11 LD (∗2)
11 LK
11 LF
12 LE
10 LE

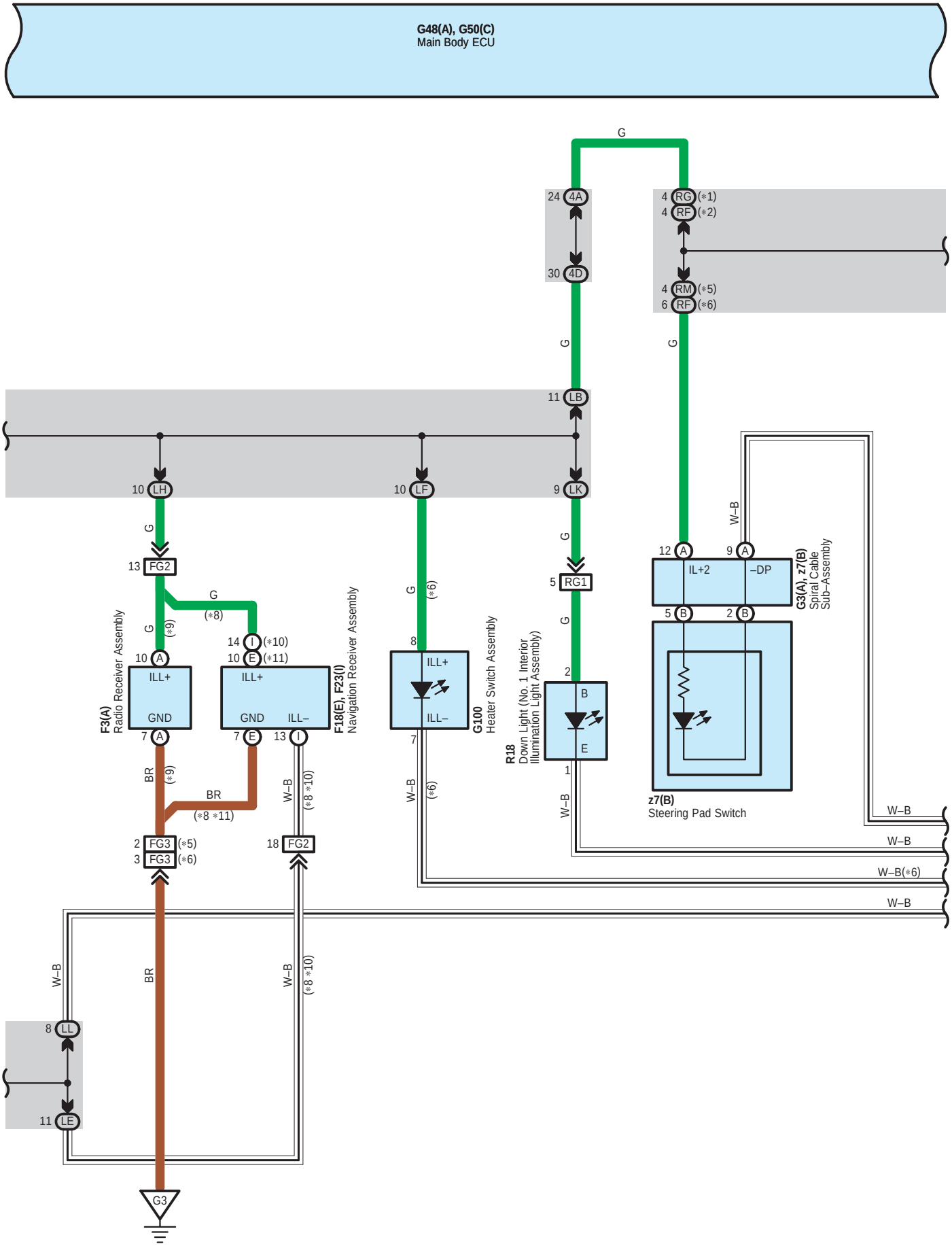
G48(A), G50(C)
Main Body ECU
24 4A
30 4D
4 RG (*1)
4 RF (*2)
4 RM (*5)
6 RF (*6)
11 LB
10 LH
10 LF
9 LK
13 FG2
5 RG1
F3(A)
Radio Receiver Assembly
ILL+
GND
F18(E), F23(I)
Navigation Receiver Assembly
ILL+
GND
ILL–
G100
Heater Switch Assembly
ILL+
ILL–
R18
Down Light (No. 1 Interior Illumination Light Assembly)
G3(A), z7(B)
Spiral Cable Sub-Assembly
IL+2
–DP
z7(B)
Steering Pad Switch
2 FG3 (*5)
3 FG3 (*6)
18 FG2
8 LL
11 LE
G3
G
BR
W–B
W–B(*6)

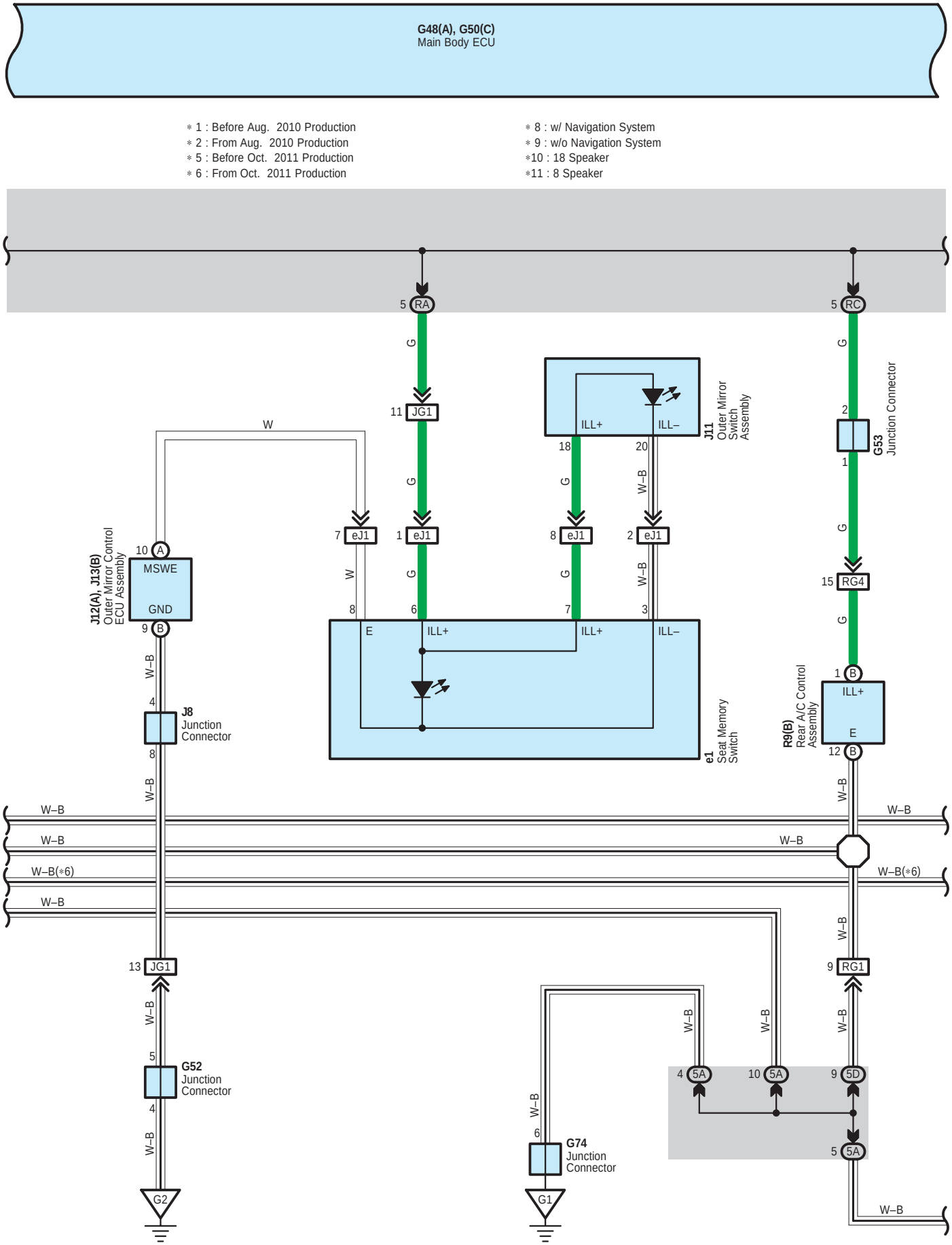
G48(A), G50(C)
Main Body ECU
∗ 1 : Before Aug. 2010 Production
∗ 2 : From Aug. 2010 Production
∗ 5 : Before Oct. 2011 Production
∗ 6 : From Oct. 2011 Production
∗ 8 : w/ Navigation System
∗ 9 : w/o Navigation System
∗10 : 18 Speaker
∗11 : 8 Speaker
J11
Outer Mirror Switch Assembly
G53
Junction Connector
J12(A), J13(B)
Outer Mirror Control ECU Assembly
MSWE
GND
J8
Junction Connector
e1
Seat Memory Switch
R9(B)
Rear A/C Control Assembly
ILL+
ILL–
E
G52
Junction Connector
G74
Junction Connector
W–B(∗6)

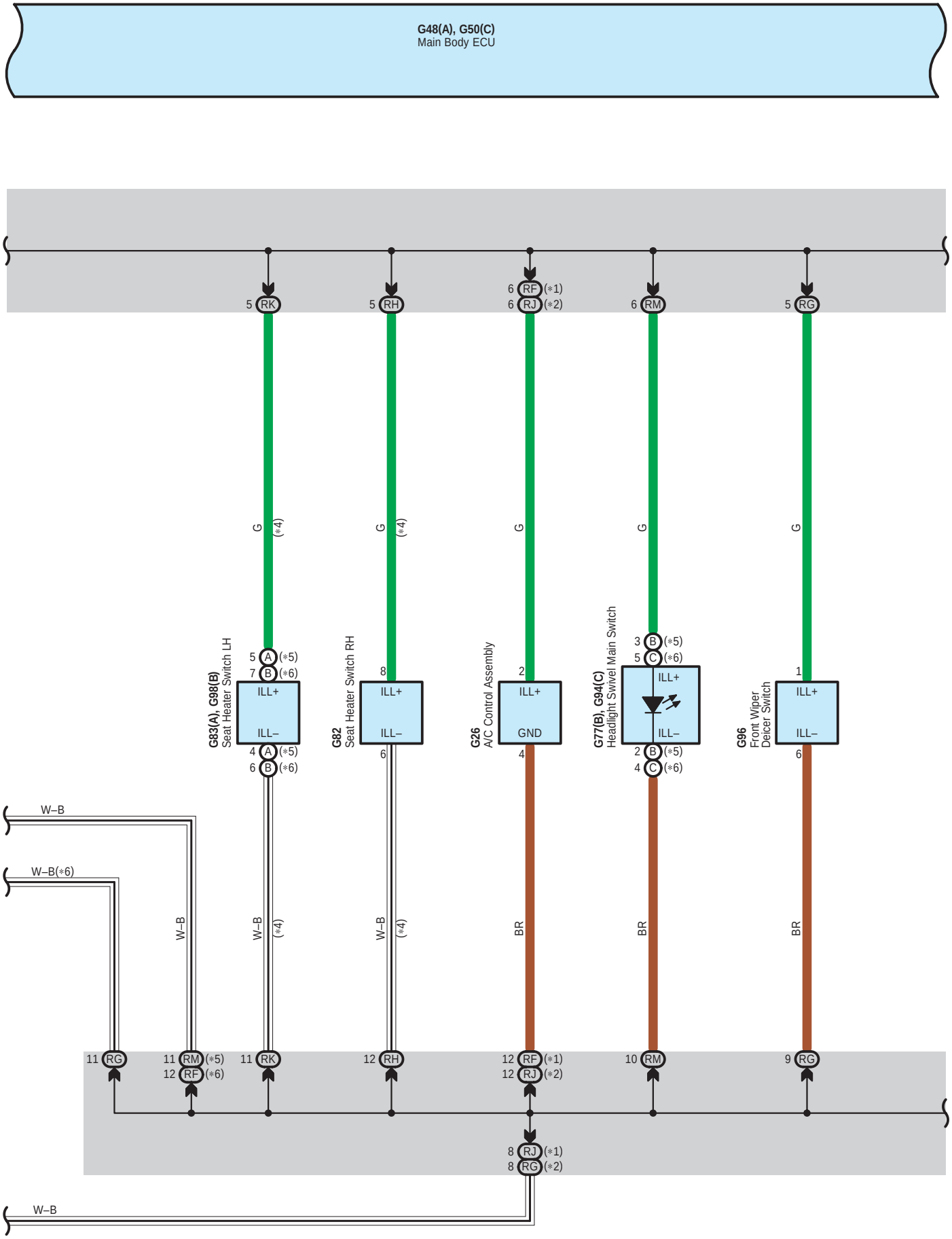
G48(A), G50(C)
Main Body ECU
5 RK
5 RH
6 RF (*1)
6 RJ (*2)
6 RM
5 RG
G (*4)
G (*4)
G
G
G
G83(A), G98(B)
Seat Heater Switch LH
5 A (*5)
7 B (*6)
ILL+
ILL–
4 A (*5)
6 B (*6)
G82
Seat Heater Switch RH
8
ILL+
ILL–
6
G26
A/C Control Assembly
2
ILL+
GND
4
G77(B), G94(C)
Headlight Swivel Main Switch
3 B (*5)
5 C (*6)
ILL+
ILL–
2 B (*5)
4 C (*6)
G96
Front Wiper
Deicer Switch
1
ILL+
ILL–
6
W–B
W–B(*6)
W–B
W–B (*4)
W–B (*4)
BR
BR
BR
11 RG
11 RM (*5)
12 RF (*6)
11 RK
12 RH
12 RF (*1)
12 RJ (*2)
10 RM
9 RG
8 RJ (*1)
8 RG (*2)
W–B

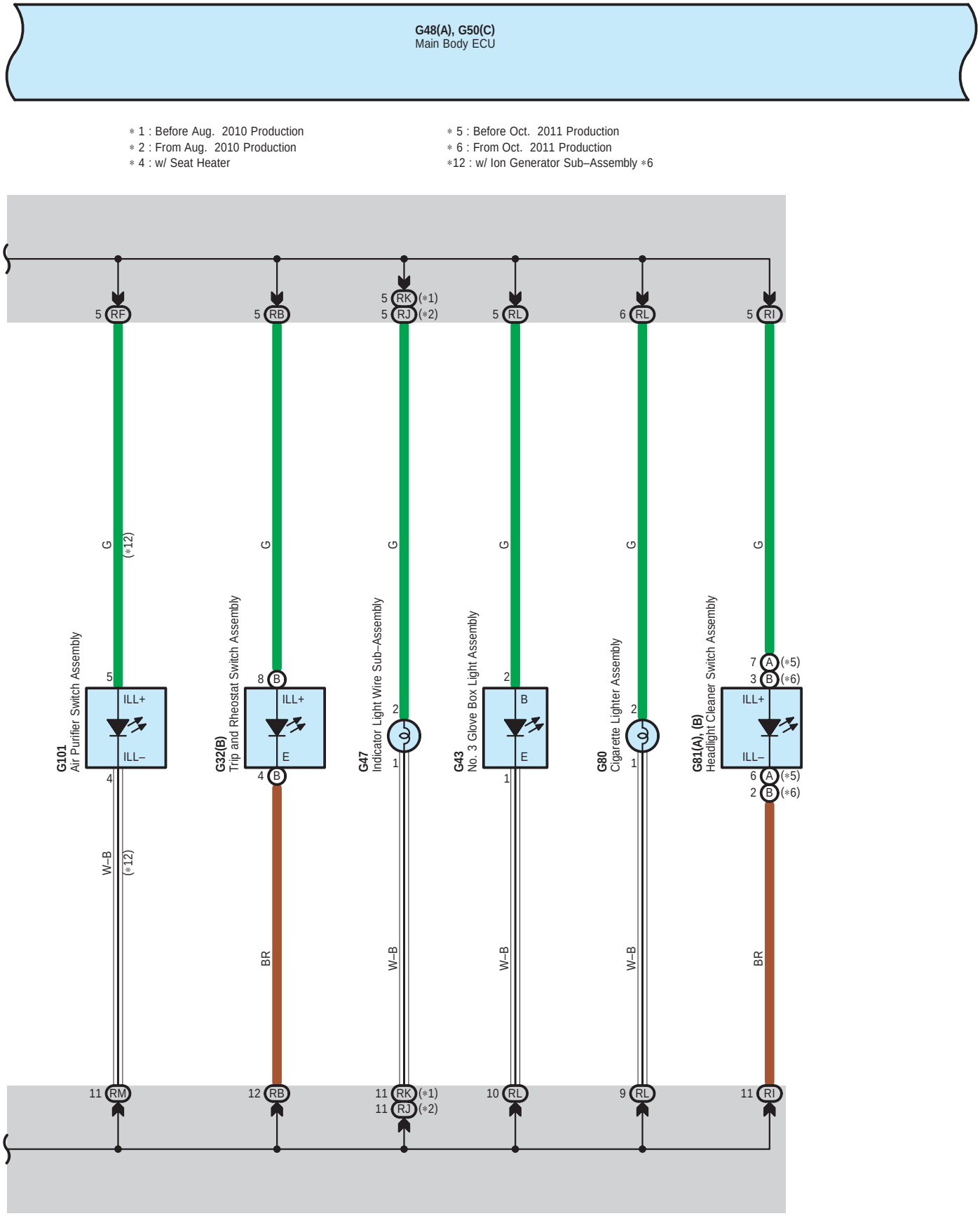
G48(A), G50(C)
Main Body ECU
∗ 1 : Before Aug. 2010 Production
∗ 2 : From Aug. 2010 Production
∗ 4 : w/ Seat Heater
∗ 5 : Before Oct. 2011 Production
∗ 6 : From Oct. 2011 Production
∗12 : w/ Ion Generator Sub–Assembly ∗6
5 RF
5 RB
5 RK (∗1)
5 RJ (∗2)
5 RL
6 RL
5 RI
G
(∗12)
G101
Air Purifier Switch Assembly
ILL+
ILL–
G32(B)
Trip and Rheostat Switch Assembly
8 B
4 B
E
G47
Indicator Light Wire Sub–Assembly
G43
No. 3 Glove Box Light Assembly
B
E
G80
Cigarette Lighter Assembly
G81(A), (B)
Headlight Cleaner Switch Assembly
7 A (∗5)
3 B (∗6)
6 A (∗5)
2 B (∗6)
W–B
(∗12)
BR
11 RM
12 RB
11 RK (∗1)
11 RJ (∗2)
10 RL
9 RL
11 RI

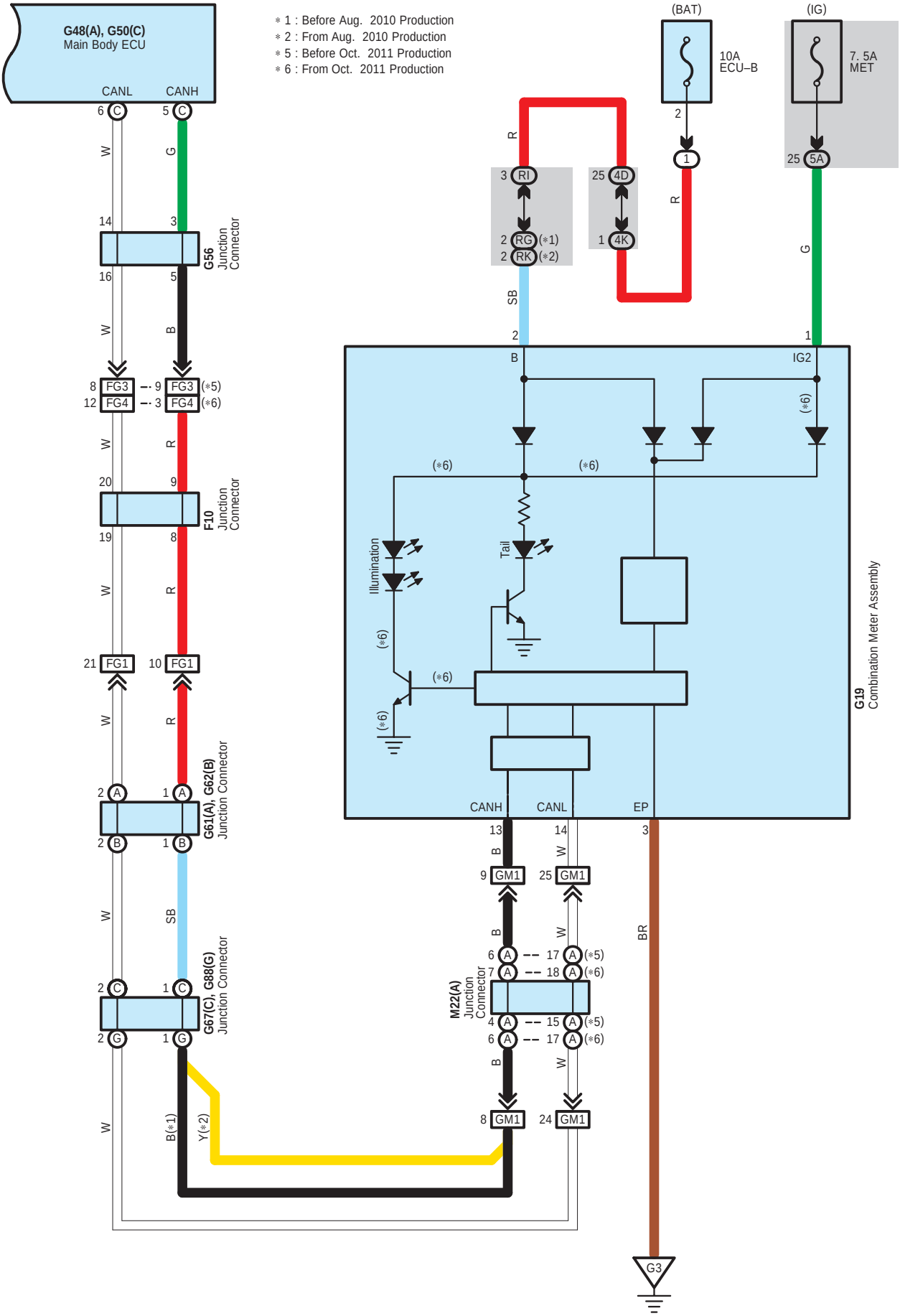
G48(A), G50(C)
Main Body ECU
CANL
CANH
∗1 : Before Aug. 2010 Production
∗2 : From Aug. 2010 Production
∗5 : Before Oct. 2011 Production
∗6 : From Oct. 2011 Production
(BAT)
10A
ECU–B
(IG)
7. 5A
MET
G56
Junction
Connector
F10
Junction
Connector
G61(A), G62(B)
Junction Connector
G67(C), G88(G)
Junction Connector
M22(A)
Junction
Connector
G19
Combination Meter Assembly
Illumination
Tail
IG2
CANH
CANL
EP
G3

B 1
Gray

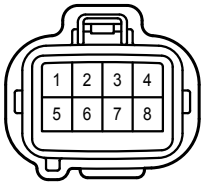

B 10
Gray



F 3
White

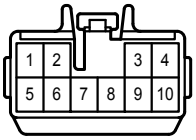

F 10
Black

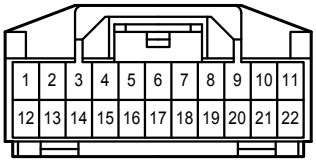

F 18
White

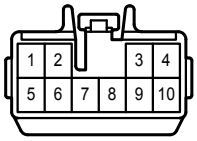

F 23
White

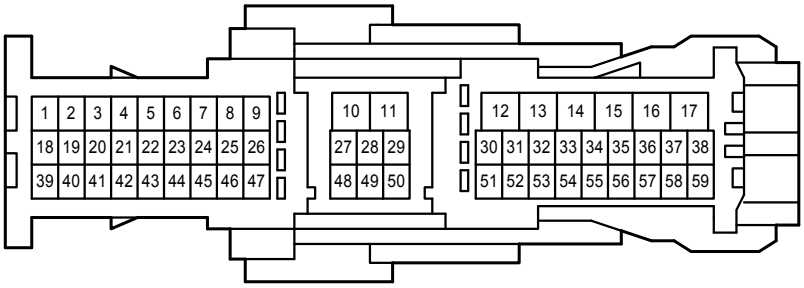

G 1
White

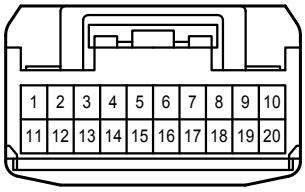

G 3
Black



G 19
White

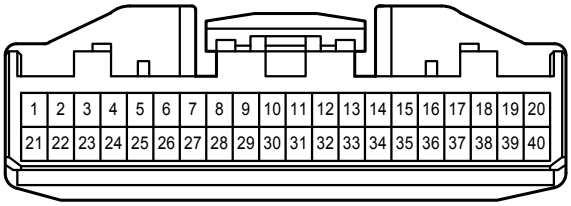

G 21
Black

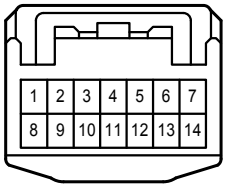

G 26
Black



G 31
White

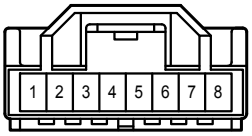

G 32
Black

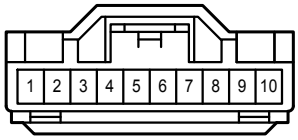

(From Jun. 2009 Production)

G 35
White

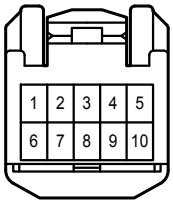

G 41
Black

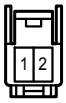

G 42
Black

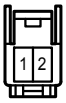

G 43
Black

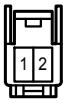

G 46
White

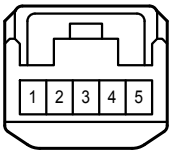

G 47
White



G 48
White

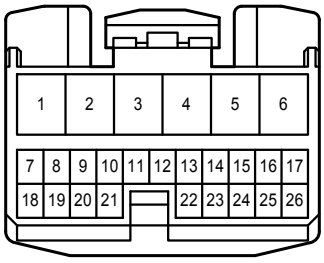

G 50
White

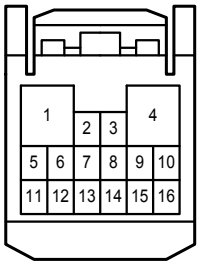

G 52
Gray

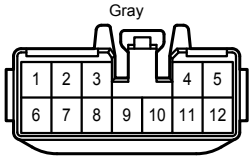

G 53
Black

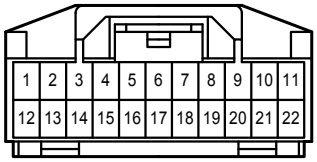

G 56
Gray

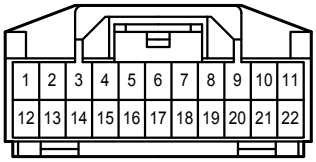

G 61
Brown

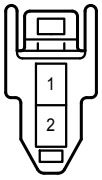

G 62
Brown

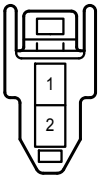

G 67
White

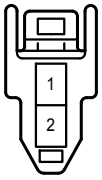

G 74
White

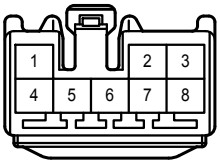

G 77
Gray

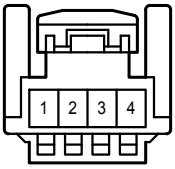

G 80
Gray

G 81
Gray

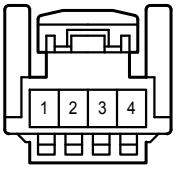

(From Oct. 2011 Production)

G 81
Black

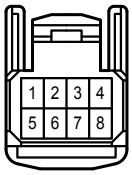

(Before Oct. 2011 Production)

G 82
Blue

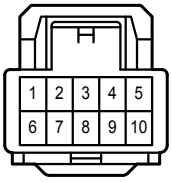

G 83
Blue

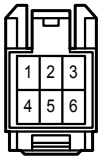

G 84
Gray

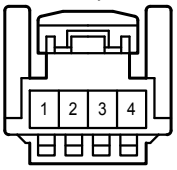

G 88
White

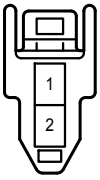

G 94
Gray

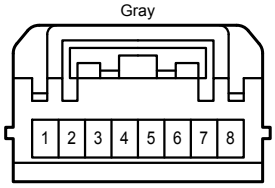

G 96
White



G 98
Blue

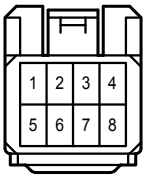

G100
White

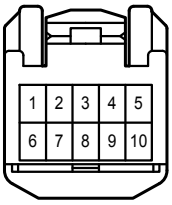

G101
Black

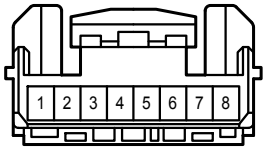

J 8
Blue

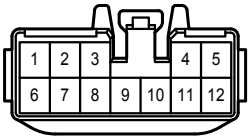

J 11
Blue

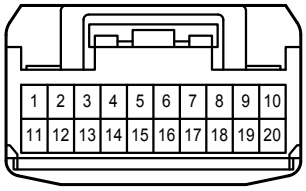

J 12
White

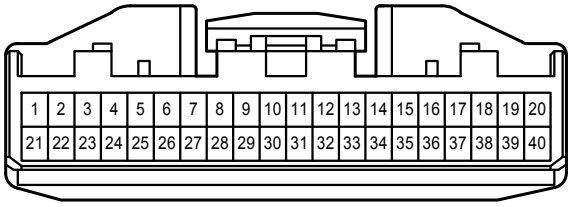

J 13
White

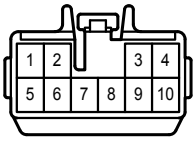

M 13
White

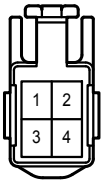

M 22
Black

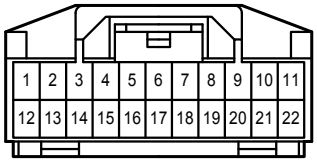

M 24
Blue



(From Jun. 2009 Production)

N 6
White

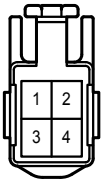

N 29
Blue

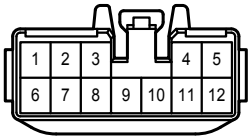

N 31
Gray

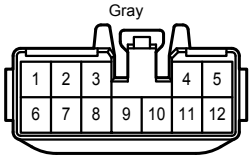

N 32
Black

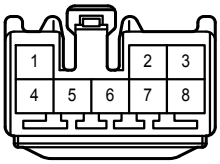

R 9
Black

(From Jun. 2009 Production)

R 14
White

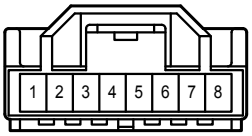

R 18
White



U 4
Black

U 6
Black

U 10
Black

U 12
Black

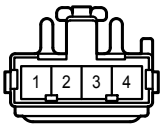

U 15
Black

e 1
White

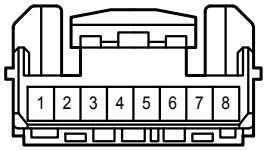

z 7
White

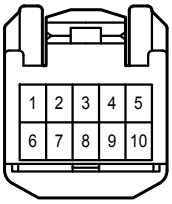

1G

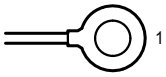

4A
White

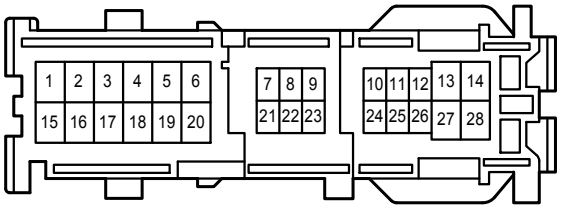

4D
White

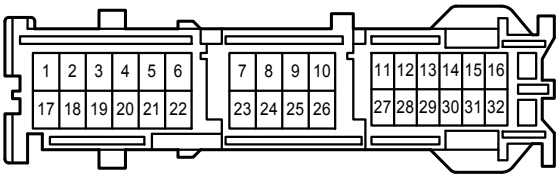

4G
White

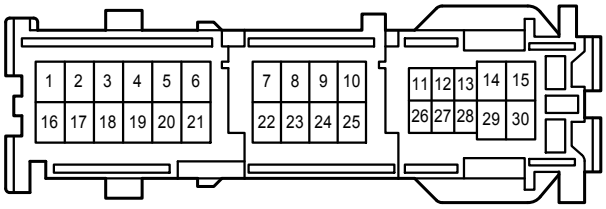

4K
Gray



4L
Gray

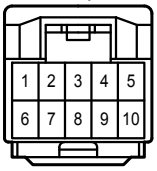

4M
White

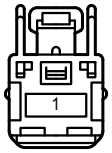

5A
White

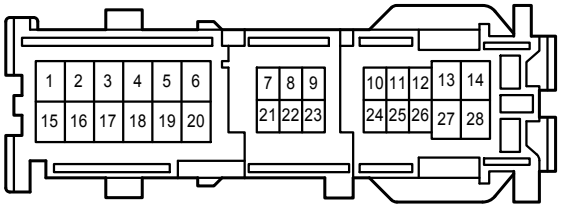

5D
White

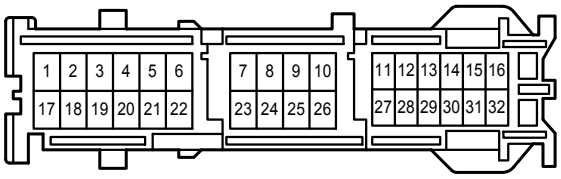

LB
Gray

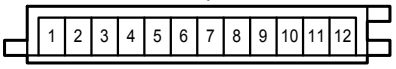

LC
White

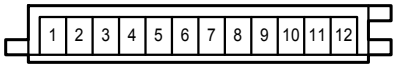

LD
Gray

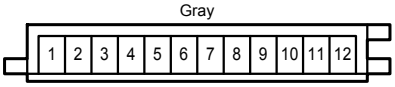

LE
White

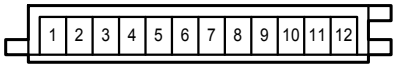

LF
Gray

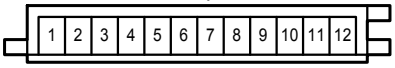

LH
Gray

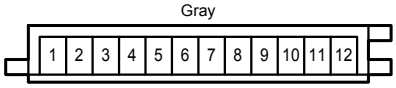

LI
White

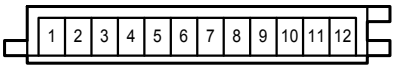

LJ
Gray

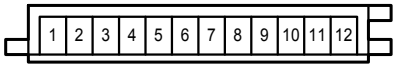

LK
White

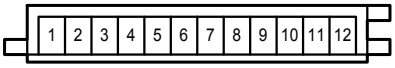

LL
Gray

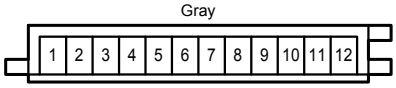

RA
White

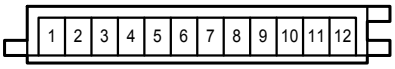

RB
Gray

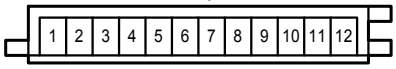

RC
White

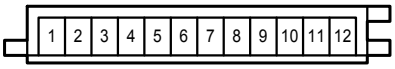

RE
White

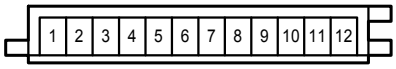

RF
Gray

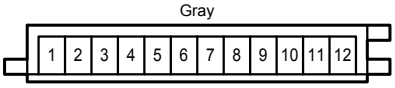

RG
White

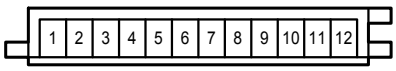

RH
Gray

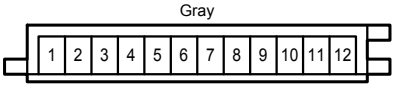

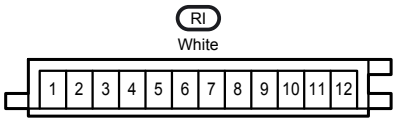
RI
White
1 2 3 4 5 6 7 8 9 10 11 12

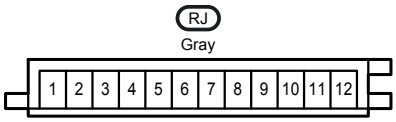
RJ
Gray
1 2 3 4 5 6 7 8 9 10 11 12

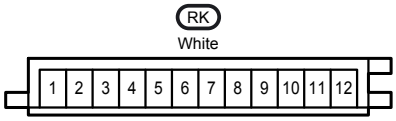
RK
White
1 2 3 4 5 6 7 8 9 10 11 12

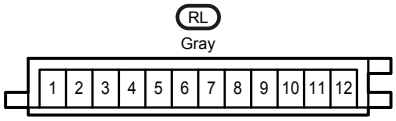
RL
Gray
1 2 3 4 5 6 7 8 9 10 11 12

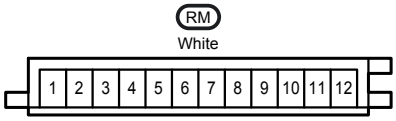
RM
White
1 2 3 4 5 6 7 8 9 10 11 12

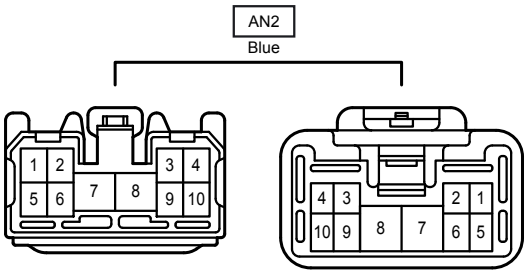
AN2
Blue
1 2 3 4 5 6 7 8 9 10
4 3 2 1 10 9 8 7 6 5

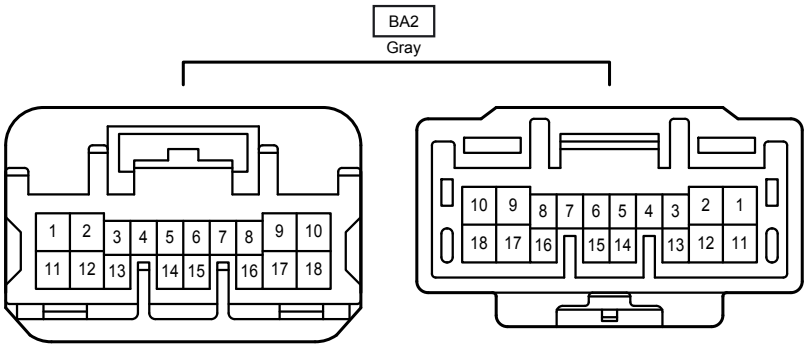
BA2
Gray
1 2 3 4 5 6 7 8 9 10 11 12 13 14 15 16 17 18
10 9 8 7 6 5 4 3 2 1 18 17 16 15 14 13 12 11

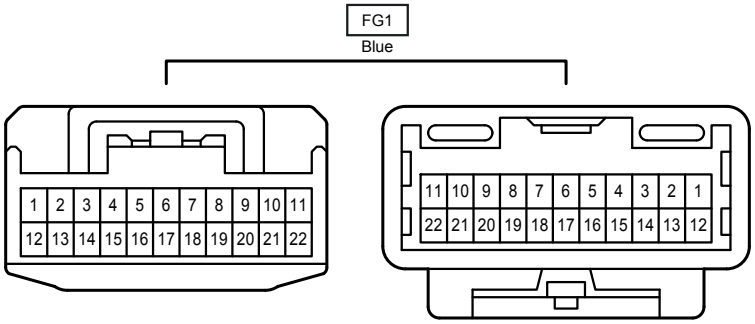
FG1
Blue
1 2 3 4 5 6 7 8 9 10 11 12 13 14 15 16 17 18 19 20 21 22
11 10 9 8 7 6 5 4 3 2 1 22 21 20 19 18 17 16 15 14 13 12

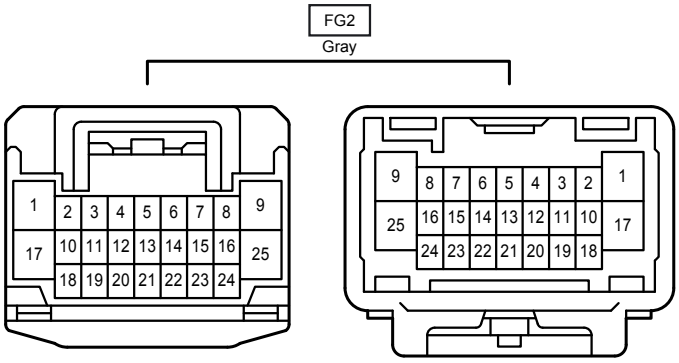
FG2
Gray
1 2 3 4 5 6 7 8 9 10 11 12 13 14 15 16 17 18 19 20 21 22 23 24 25
9 8 7 6 5 4 3 2 1 25 16 15 14 13 12 11 10 17 24 23 22 21 20 19 18

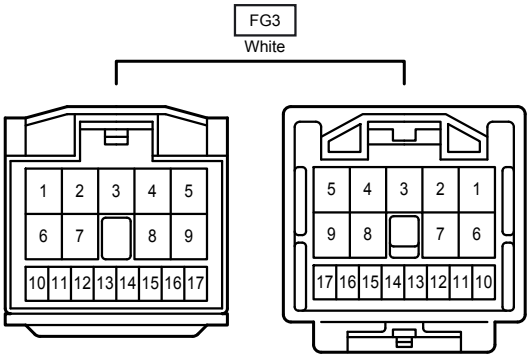
FG3
White
1 2 3 4 5 6 7 8 9 10 11 12 13 14 15 16 17
5 4 3 2 1 9 8 7 6 17 16 15 14 13 12 11 10

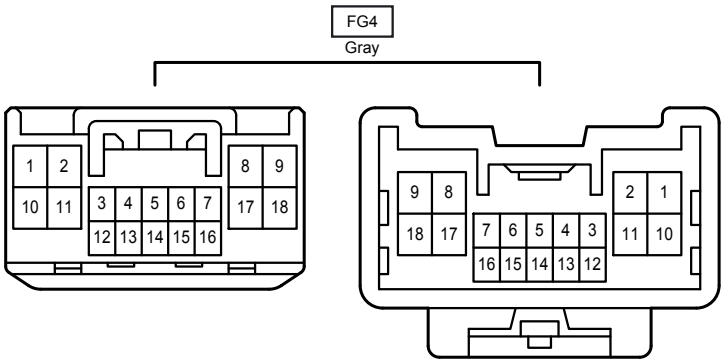
FG4
Gray

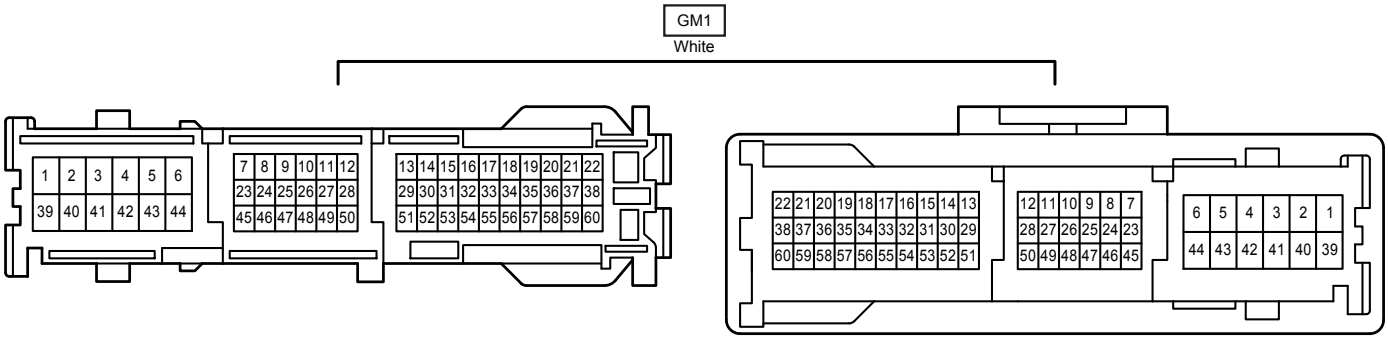
GM1
White

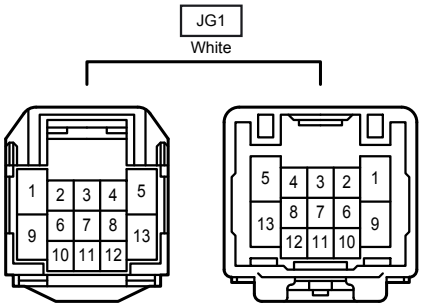
JG1
White

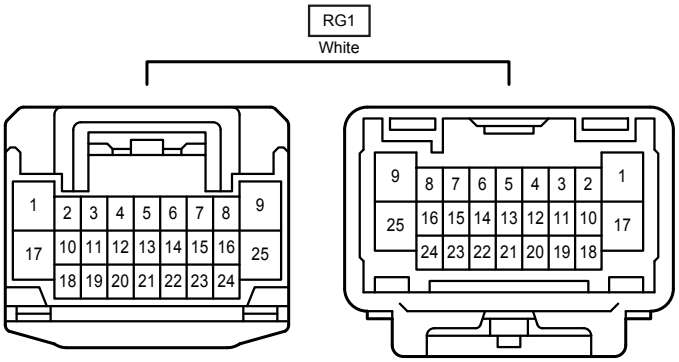
RG1
White

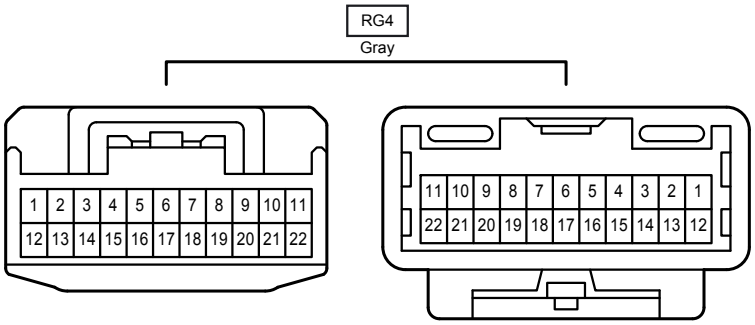
RG4
Gray

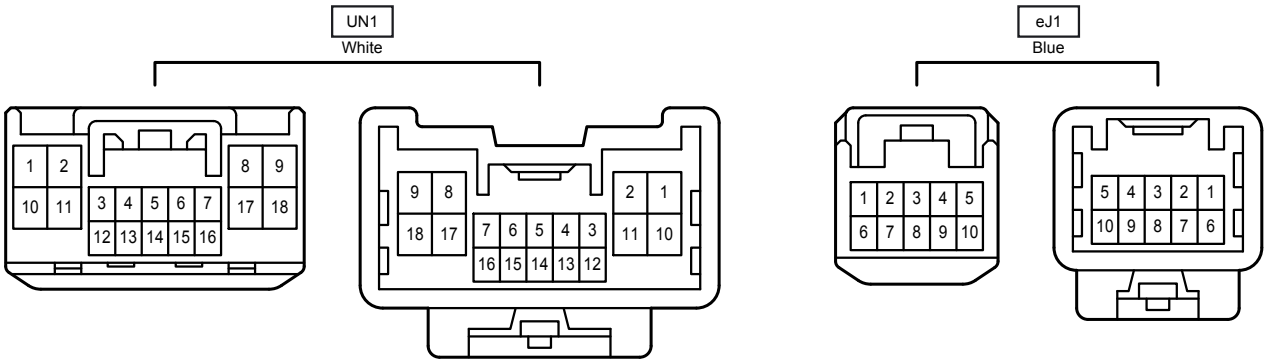
UN1
White
1 2 8 9
10 11 3 4 5 6 7 17 18
12 13 14 15 16
9 8 2 1
18 17 7 6 5 4 3 11 10
16 15 14 13 12
eJ1
Blue
1 2 3 4 5
6 7 8 9 10
5 4 3 2 1
10 9 8 7 6