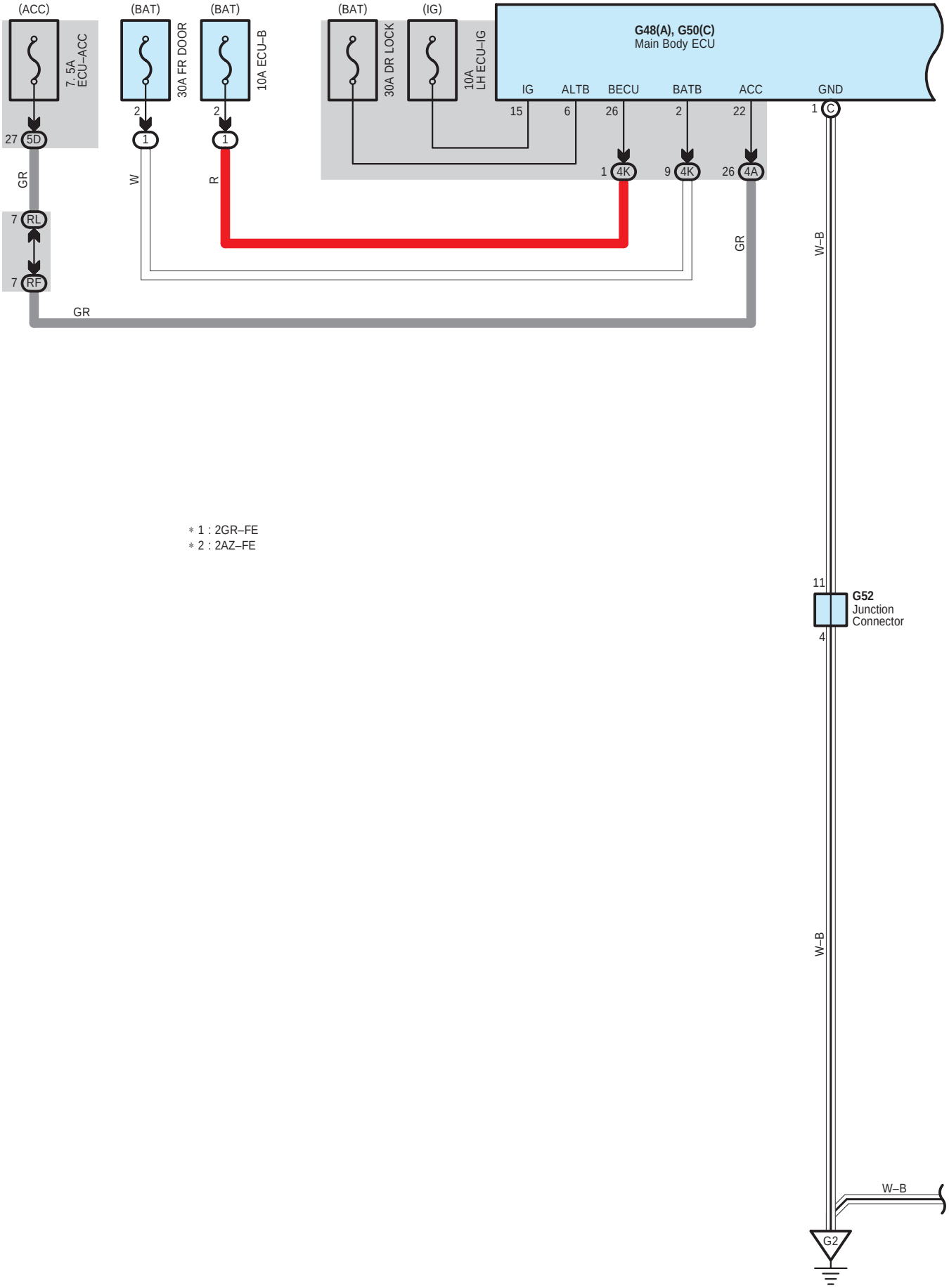

* 1 : 2GR–FE
* 2 : 2AZ–FE

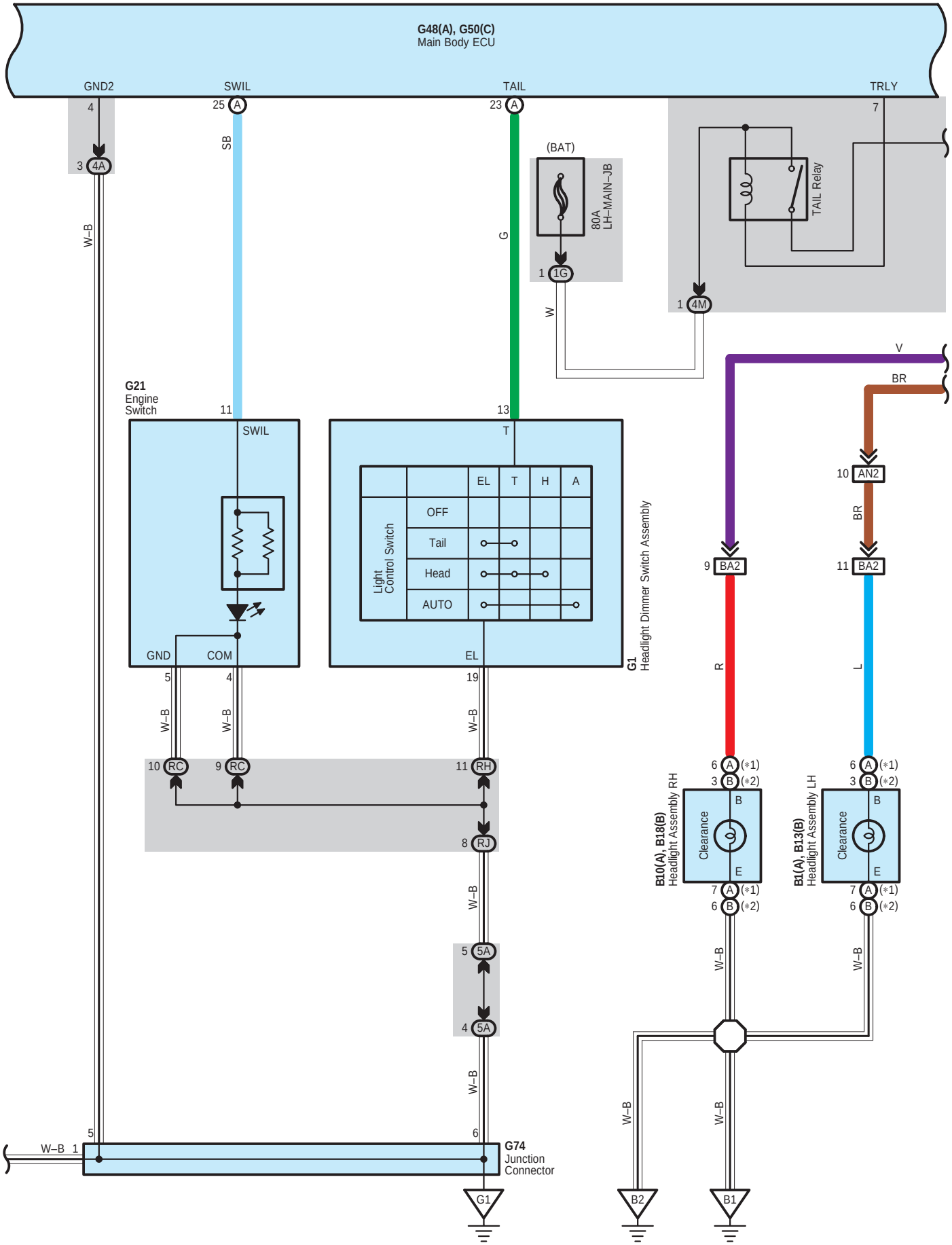
G48(A), G50(C)
Main Body ECU
GND2
SWIL
TAIL
TRLY
4
3 4A
25 A
SB
23 A
G
7
(BAT)
80A
LH–MAIN–JB
1 1G
W
TAIL Relay
1 4M
V
BR
W–B
G21
Engine
Switch
11
SWIL
13
T
EL
T
H
A
OFF
Tail
Head
AUTO
Light
Control Switch
GND
COM
EL
G1
Headlight Dimmer Switch Assembly
10 AN2
BR
9 BA2
11 BA2
R
L
5
4
19
W–B
10 RC
9 RC
11 RH
8 RJ
6 A (*1)
3 B (*2)
B
Clearance
E
7 A (*1)
6 B (*2)
B10(A), B18(B)
Headlight Assembly RH
B1(A), B13(B)
Headlight Assembly LH
5 5A
4 5A
5
6
W–B 1
G74
Junction
Connector
G1
B2
B1

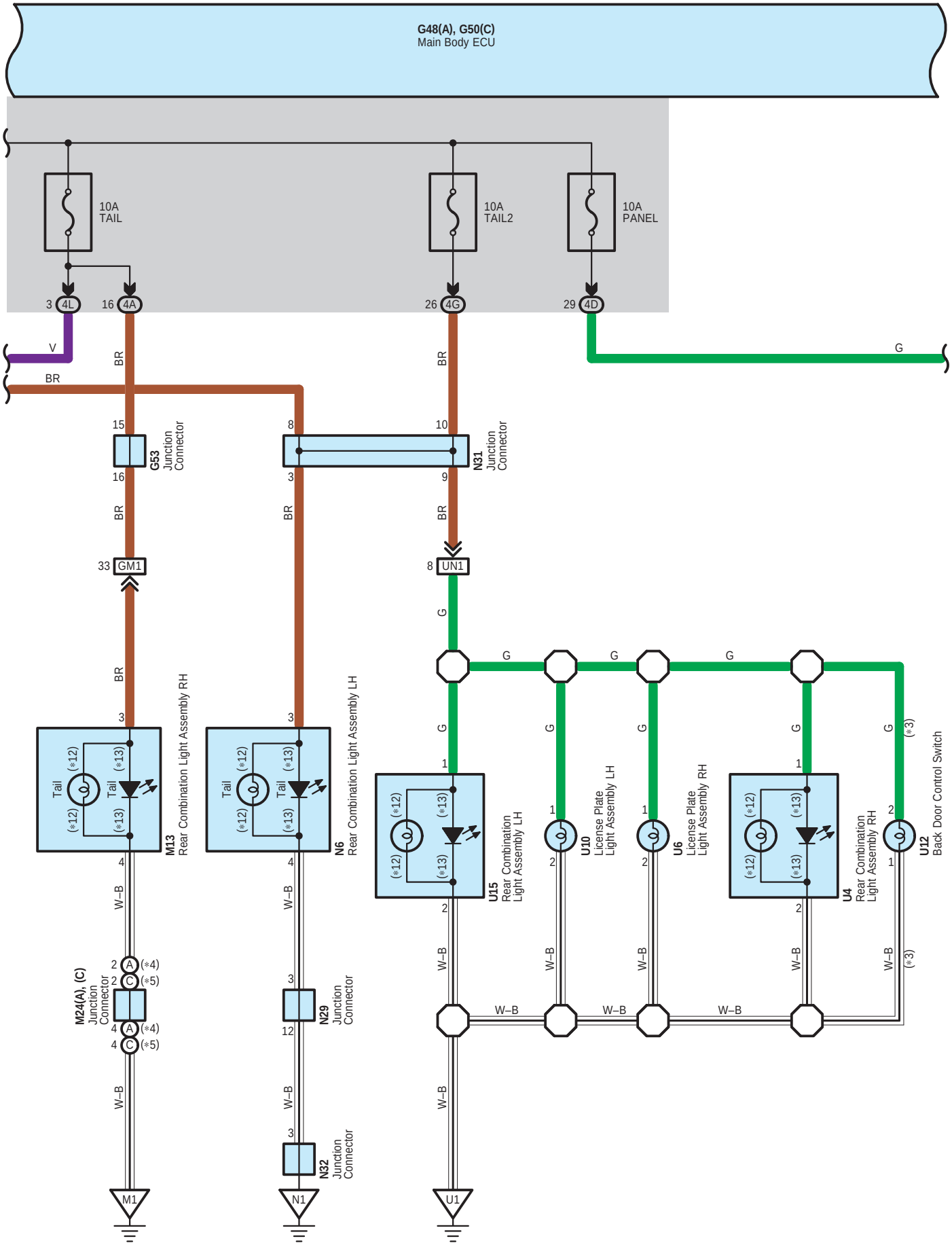
G48(A), G50(C)
Main Body ECU
10A
TAIL
10A
TAIL2
10A
PANEL
3 4L
16 4A
26 4G
29 4D
V
BR
G
15
16
G53
Junction
Connector
8
3
10
9
N31
Junction
Connector
33 GM1
8 UN1
M13
Rear Combination Light Assembly RH
N6
Rear Combination Light Assembly LH
U15
Rear Combination
Light Assembly LH
U10
License Plate
Light Assembly LH
U6
License Plate
Light Assembly RH
U4
Rear Combination
Light Assembly RH
U12
Back Door Control Switch
Tail
(*12)
(*13)
(*3)
W–B
M24(A), (C)
Junction
Connector
(*4)
(*5)
N29
Junction
Connector
N32
Junction
Connector
M1
N1
U1

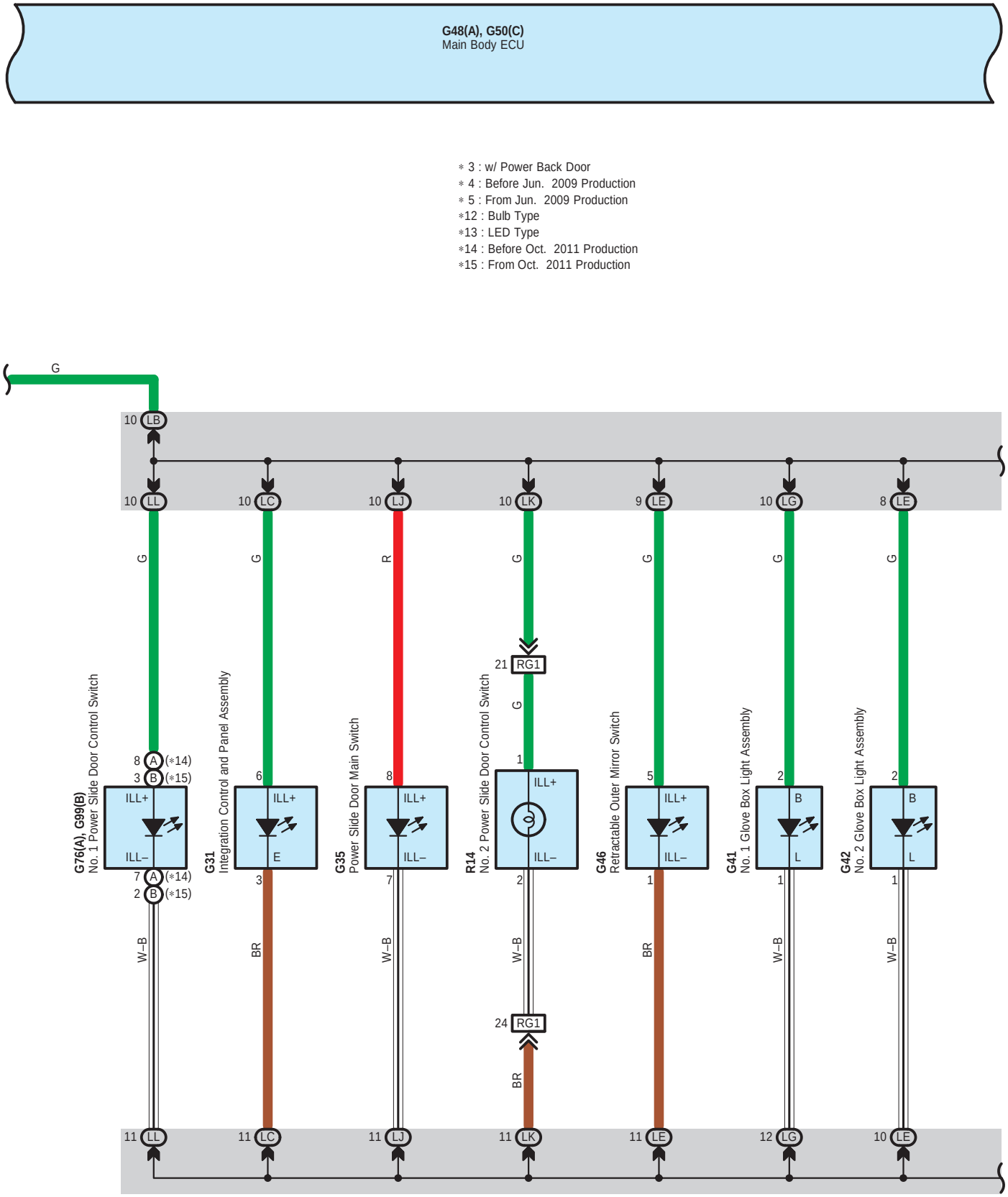
G48(A), G50(C)
Main Body ECU
∗ 3 : w/ Power Back Door
∗ 4 : Before Jun. 2009 Production
∗ 5 : From Jun. 2009 Production
∗12 : Bulb Type
∗13 : LED Type
∗14 : Before Oct. 2011 Production
∗15 : From Oct. 2011 Production
G
10 LB
10 LL
10 LC
10 LJ
10 LK
9 LE
10 LG
8 LE
G76(A), G99(B)
No. 1 Power Slide Door Control Switch
G31
Integration Control and Panel Assembly
G35
Power Slide Door Main Switch
R14
No. 2 Power Slide Door Control Switch
G46
Retractable Outer Mirror Switch
G41
No. 1 Glove Box Light Assembly
G42
No. 2 Glove Box Light Assembly
21 RG1
24 RG1
ILL+
ILL–
E
B
L
W–B
BR
11 LL
11 LC
11 LJ
11 LK
11 LE
12 LG
10 LE

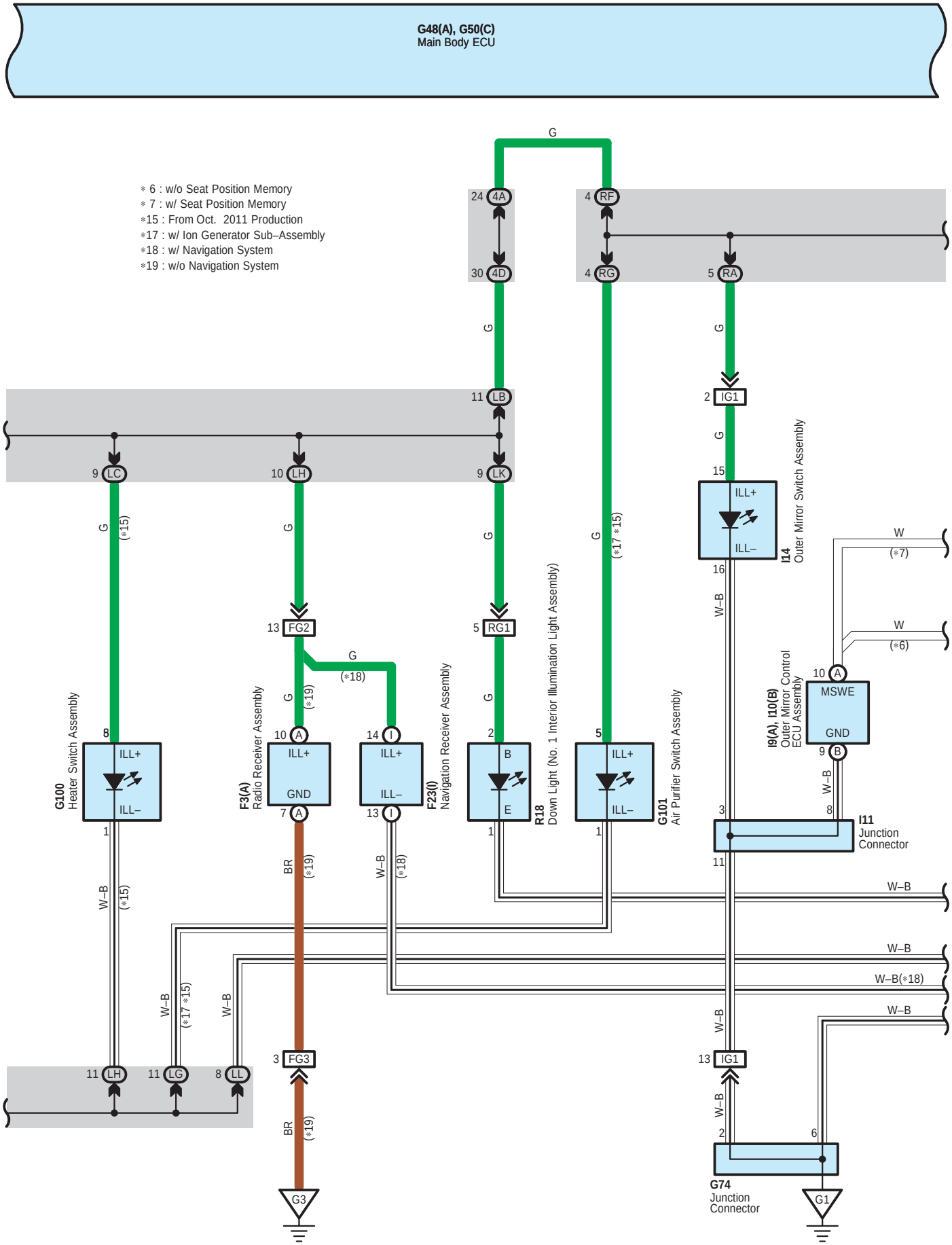
G48(A), G50(C)
Main Body ECU
∗ 6 : w/o Seat Position Memory
∗ 7 : w/ Seat Position Memory
∗15 : From Oct. 2011 Production
∗17 : w/ Ion Generator Sub–Assembly
∗18 : w/ Navigation System
∗19 : w/o Navigation System
G100
Heater Switch Assembly
F3(A)
Radio Receiver Assembly
F23(I)
Navigation Receiver Assembly
R18
Down Light (No. 1 Interior Illumination Light Assembly)
G101
Air Purifier Switch Assembly
I14
Outer Mirror Switch Assembly
I9(A), I10(B)
Outer Mirror Control ECU Assembly
I11
Junction Connector
G74
Junction Connector
ILL+
ILL–
GND
MSWE
G3
G1

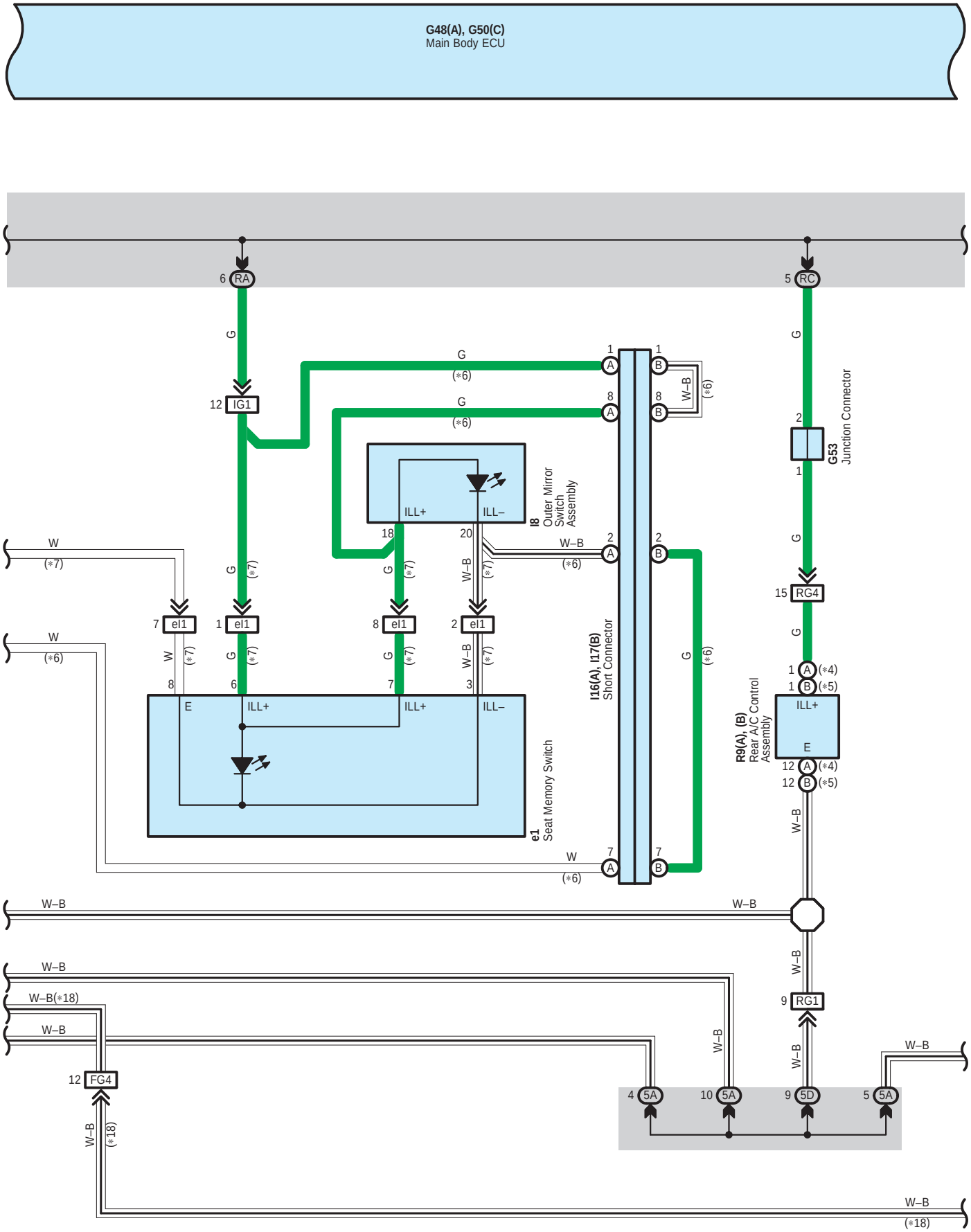
G48(A), G50(C)
Main Body ECU
6 RA
5 RC
12 IG1
G
(*6)
W–B
(*6)
ILL+
ILL–
I8
Outer Mirror Switch Assembly
18
20
W–B
(*6)
W
(*7)
7 el1
1 el1
8 el1
2 el1
8
6
7
3
E
ILL+
ILL+
ILL–
e1
Seat Memory Switch
I16(A), I17(B)
Short Connector
G53
Junction Connector
15 RG4
1 A (*4)
1 B (*5)
ILL+
E
12 A (*4)
12 B (*5)
R9(A), (B)
Rear A/C Control Assembly
W–B
9 RG1
W–B(*18)
12 FG4
4 5A
10 5A
9 5D
5 5A
(*18)

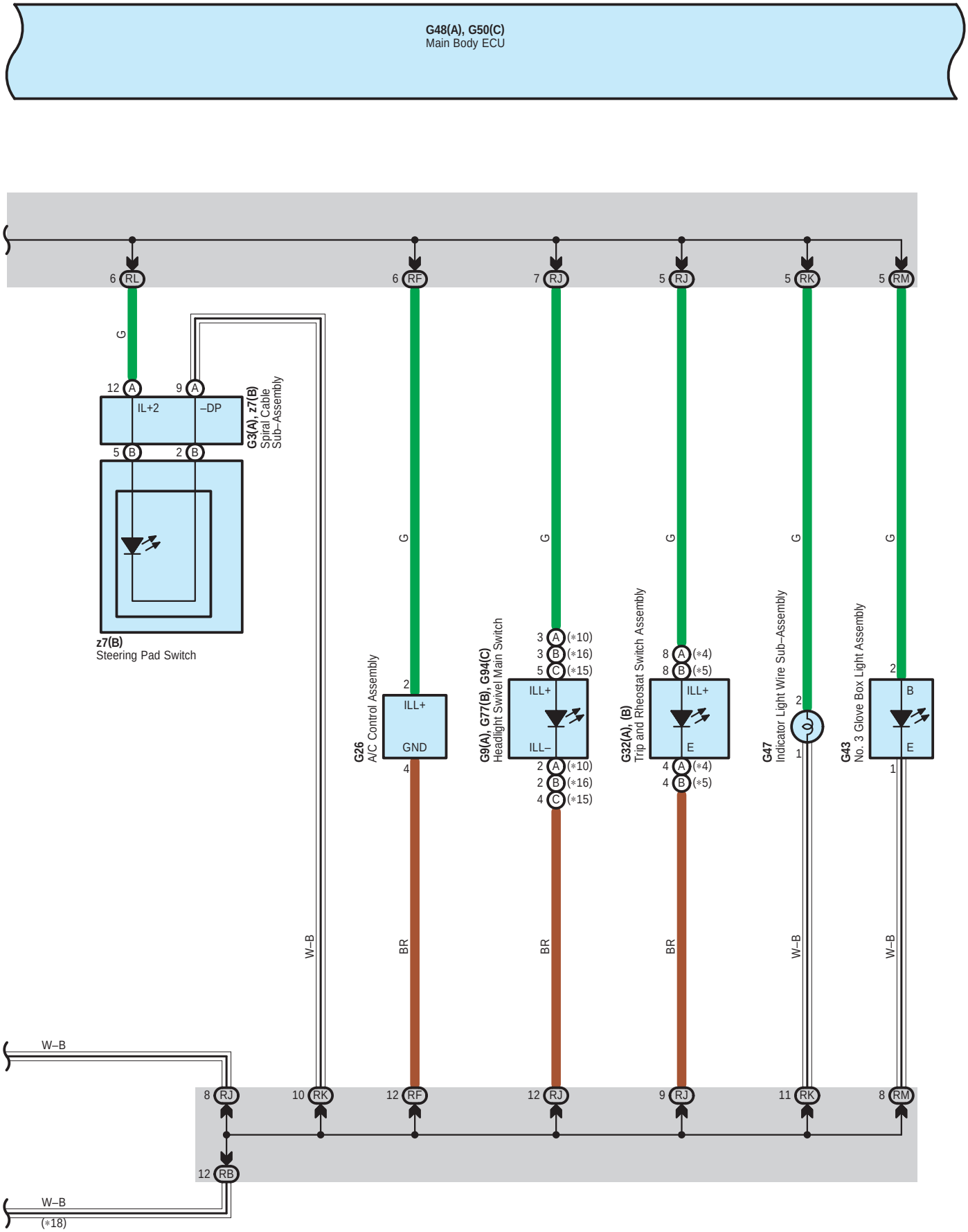
G48(A), G50(C)
Main Body ECU
6 RL
6 RF
7 RJ
5 RJ
5 RK
5 RM
G
12 A
9 A
IL+2
–DP
G3(A), z7(B)
Spiral Cable
Sub–Assembly
5 B
2 B
z7(B)
Steering Pad Switch
W–B
G26
A/C Control Assembly
2
ILL+
GND
4
BR
G9(A), G77(B), G94(C)
Headlight Swivel Main Switch
3 A (*10)
3 B (*16)
5 C (*15)
ILL+
ILL–
2 A (*10)
2 B (*16)
4 C (*15)
G32(A), (B)
Trip and Rheostat Switch Assembly
8 A (*4)
8 B (*5)
ILL+
E
4 A (*4)
4 B (*5)
G47
Indicator Light Wire Sub–Assembly
2
1
G43
No. 3 Glove Box Light Assembly
2
B
E
1
W–B
8 RJ
10 RK
12 RF
12 RJ
9 RJ
11 RK
8 RM
12 RB
W–B
(*18)

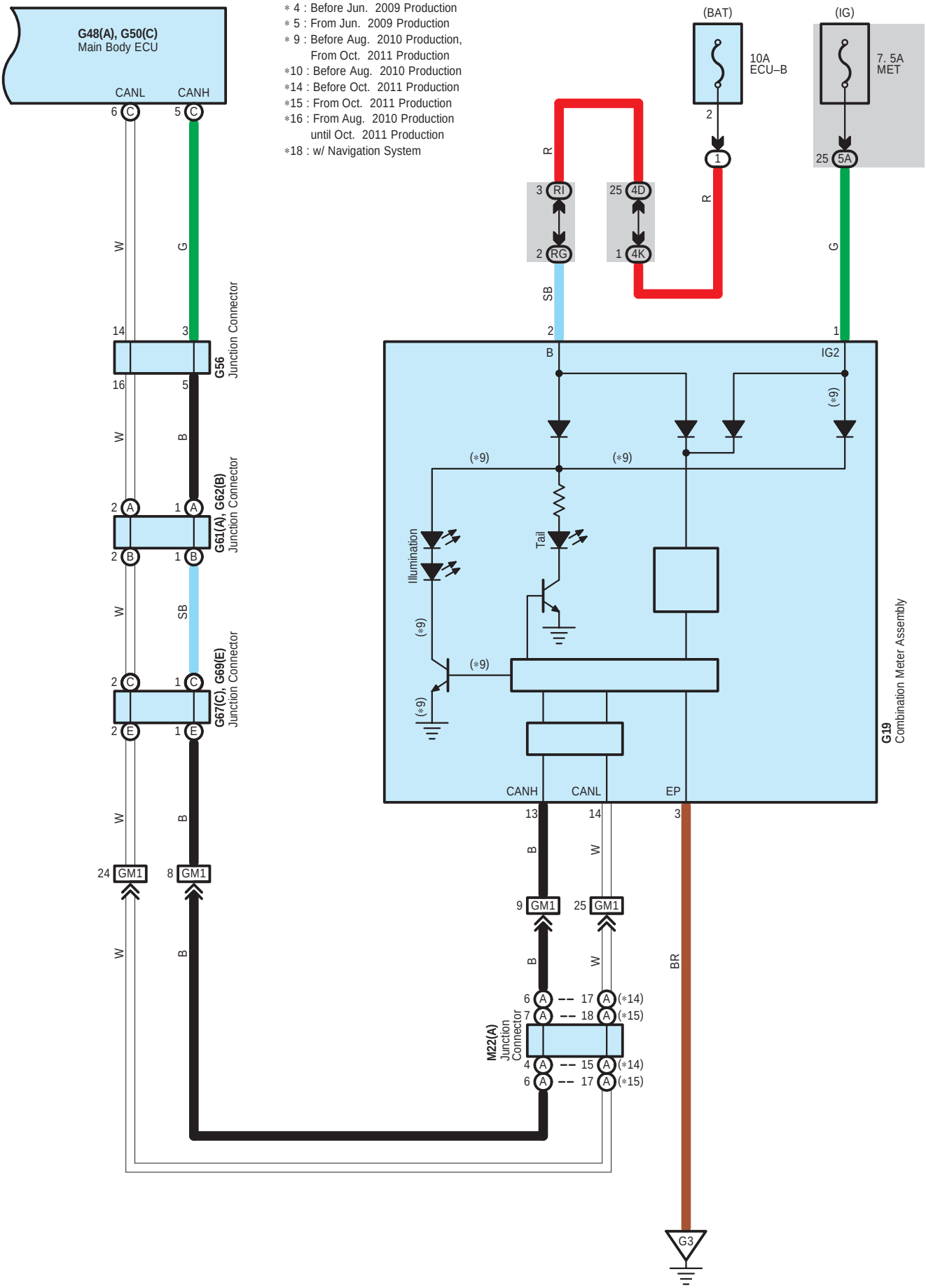
G48(A), G50(C)
Main Body ECU
CANL
CANH
∗ 4 : Before Jun. 2009 Production
∗ 5 : From Jun. 2009 Production
∗ 9 : Before Aug. 2010 Production, From Oct. 2011 Production
∗10 : Before Aug. 2010 Production
∗14 : Before Oct. 2011 Production
∗15 : From Oct. 2011 Production
∗16 : From Aug. 2010 Production until Oct. 2011 Production
∗18 : w/ Navigation System
(BAT)
(IG)
10A ECU–B
7. 5A MET
G56 Junction Connector
G61(A), G62(B) Junction Connector
G67(C), G69(E) Junction Connector
G19 Combination Meter Assembly
Illumination
Tail
B
IG2
CANH
CANL
EP
GM1
M22(A) Junction Connector
G3

B 1
Gray

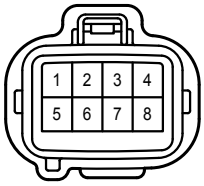

B 10
Gray



B 13
Gray

B 18
Gray

F 3
White

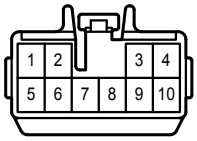

F 23
White

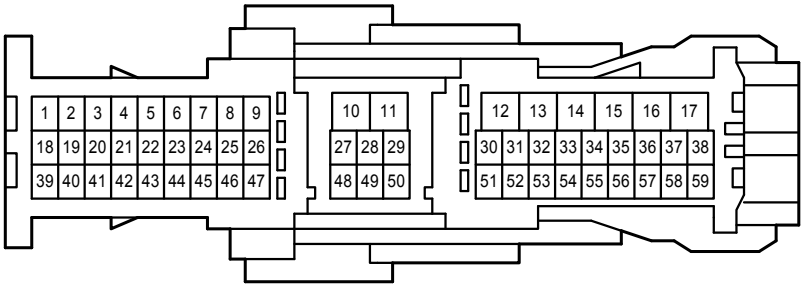

G 1
White

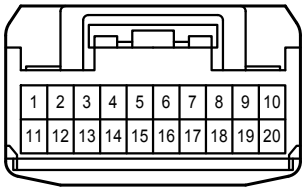

G 3
Black



G 9
Gray

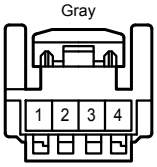

G 19
White

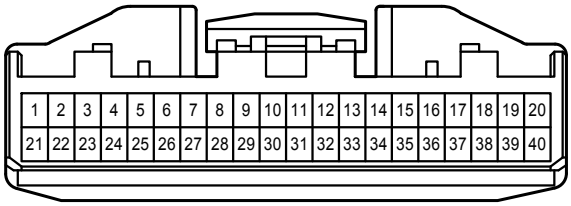

G 21
Black

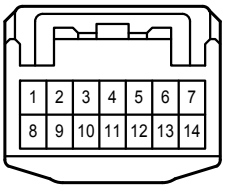

G 26
Black



G 31
White

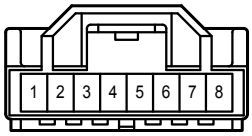

G 32
Black

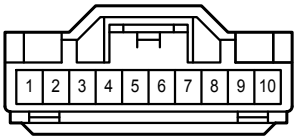

(From Jun. 2009 Production)

G 32
White

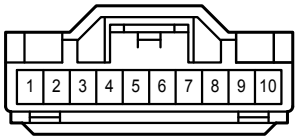

(Before Jun. 2009 Production)

G 35
White

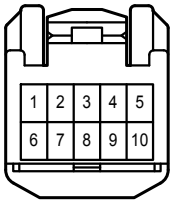

G 41
Black



G 42
Black

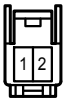

G 43
Black



G 46
White

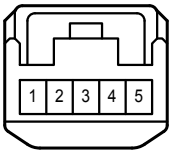

G 47
White



G 48
White

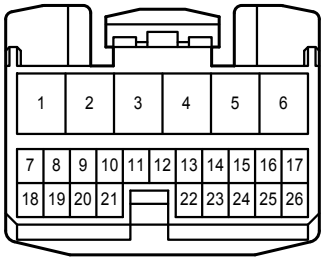

G 50
White

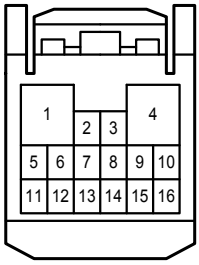

G 52
Gray

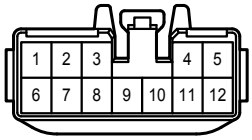

G 53
Black

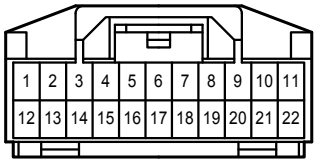

G 56
Gray

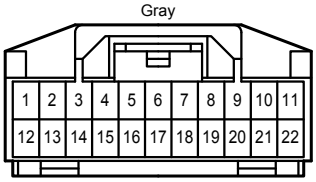

G 61
Brown

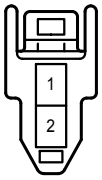

G 62
Brown

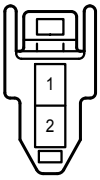

G 67
White

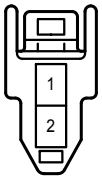

G 69
Black

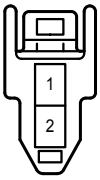

G 74
White

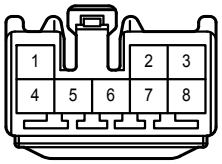

G 76
White

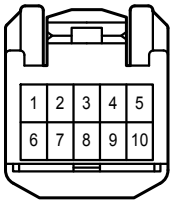

G 77
Gray

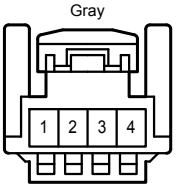

G 94
Gray

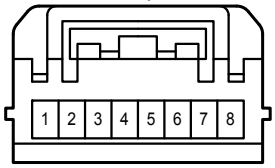

G 99
Black

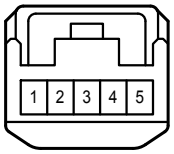

G100
White

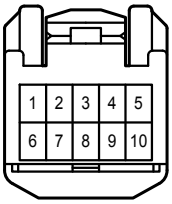

G101
Black

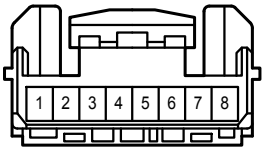

I 8
Blue

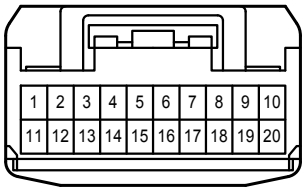

I 9
White

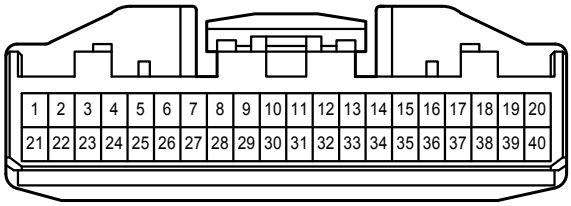

I 10
White

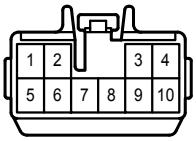

I 11
Blue

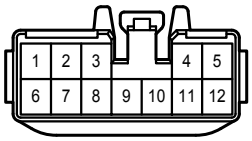

I 14
White

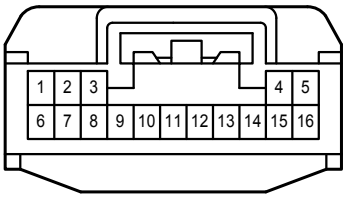

I 16
Blue

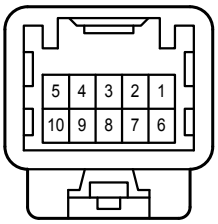

I 17
Blue

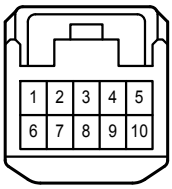

M 13
White

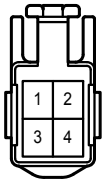

M 22
Black

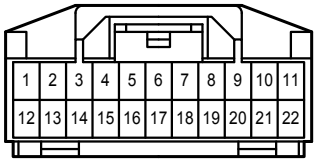

M 24
Blue



(From Jun. 2009 Production)

M 24
Blue



(Before Jun. 2009 Production)

N 6
White

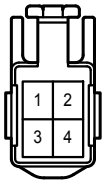

N 29
Blue

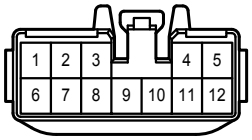

N 31
Gray

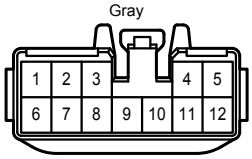

N 32
Black

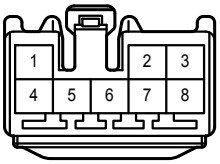

R 9
Black

(From Jun. 2009 Production)

R 9
White

(Before Jun. 2009 Production)

R 14
White

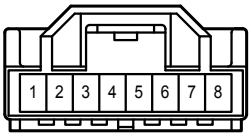

R 18
White

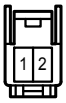

U 4
Black

U 6
Black

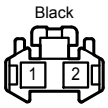

U 10
Black

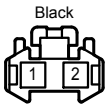

U 12
Black

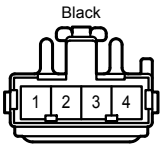

U 15
Black

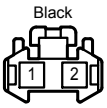

e 1
White

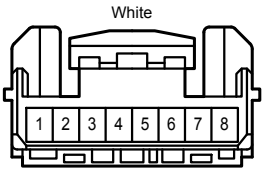

z 7
White

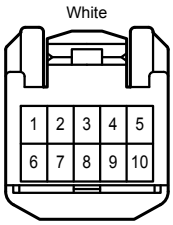

1G

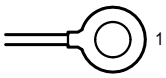

4A
White

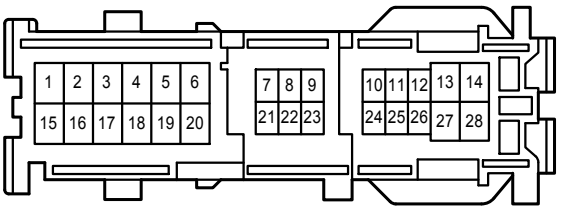

4D
White

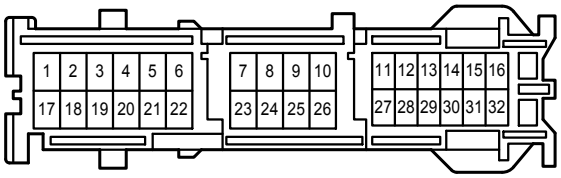

4G
White

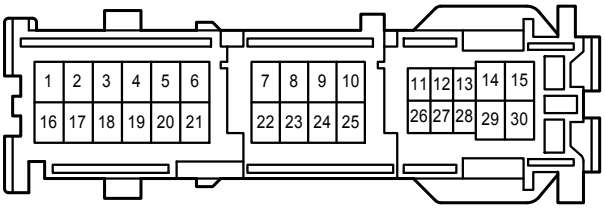

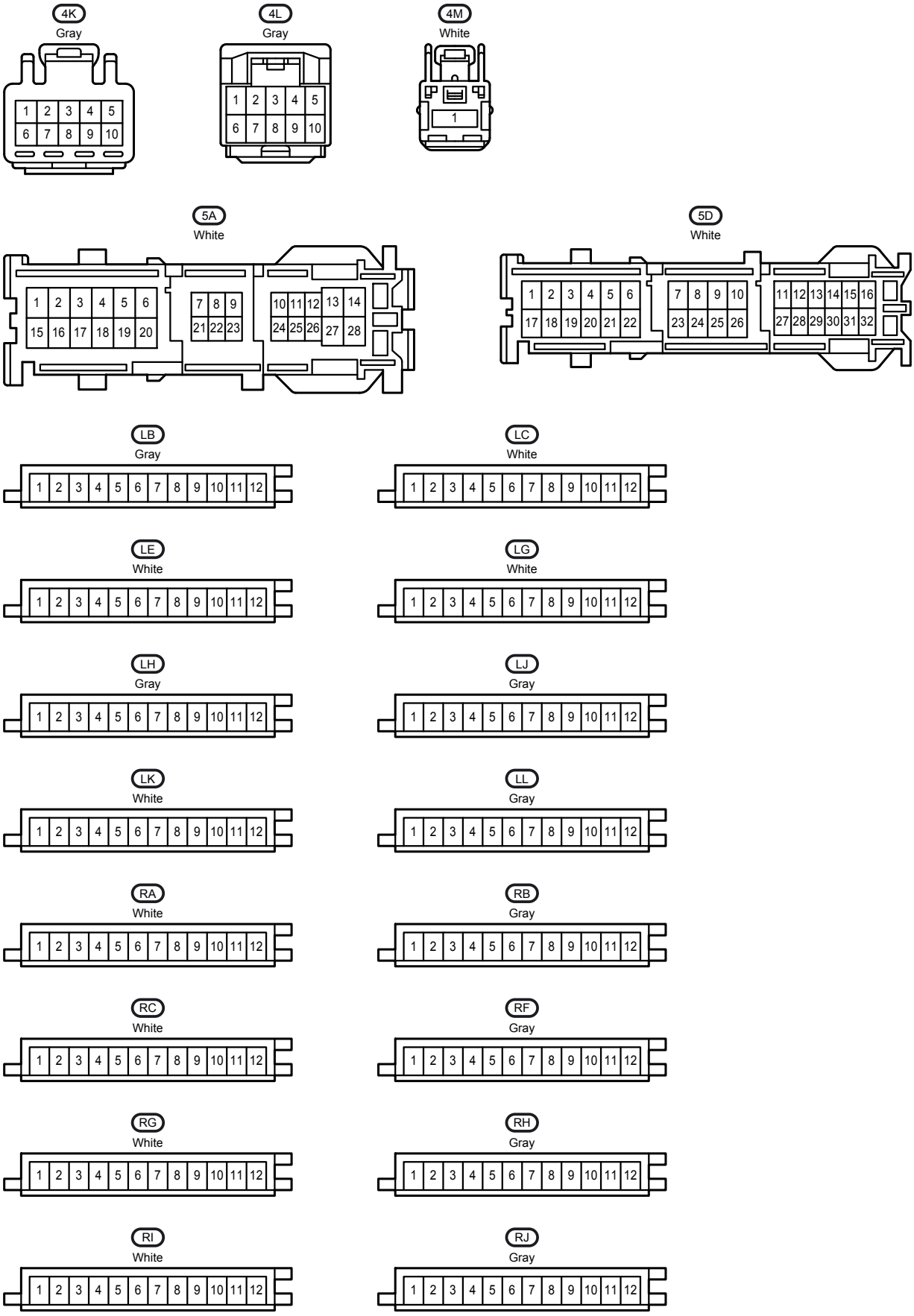
4K
Gray
4L
Gray
4M
White
5A
White
5D
White
LB
Gray
LC
White
LE
White
LG
White
LH
Gray
LJ
Gray
LK
White
LL
Gray
RA
White
RB
Gray
RC
White
RF
Gray
RG
White
RH
Gray
RI
White
RJ
Gray

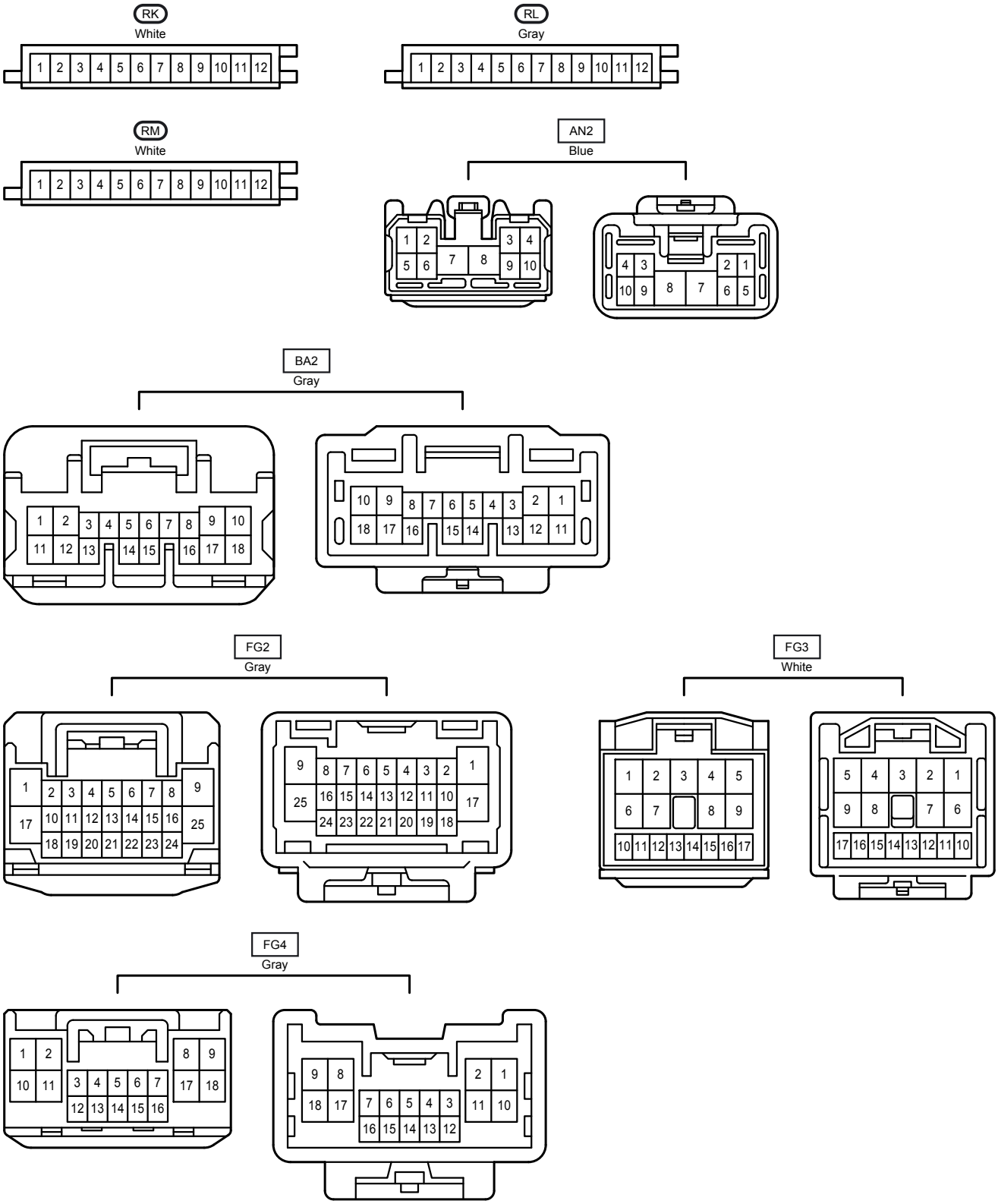
RK
White
RL
Gray
RM
White
AN2
Blue
BA2
Gray
FG2
Gray
FG3
White
FG4
Gray

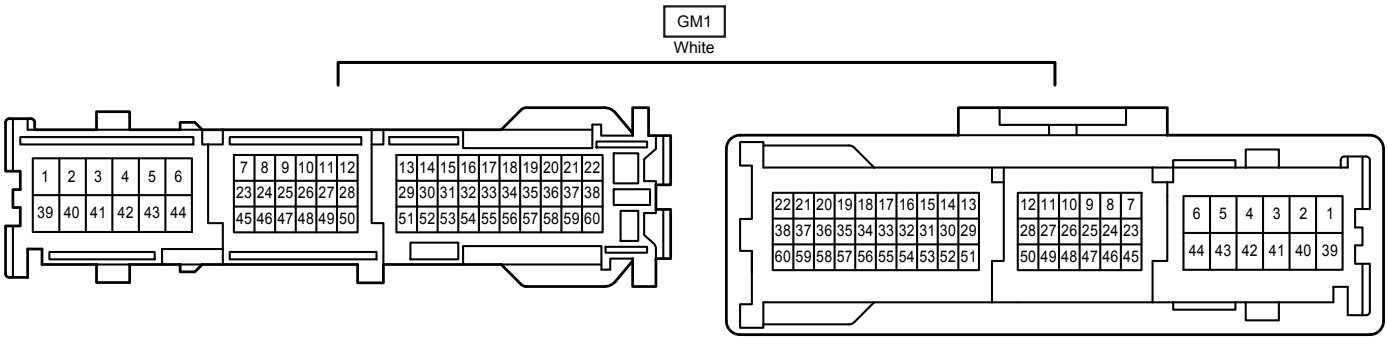
GM1
White

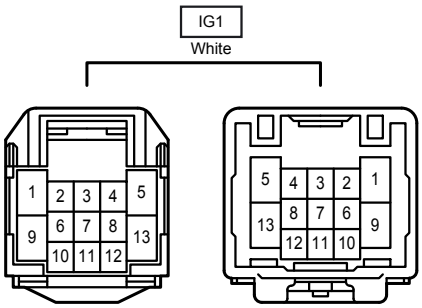
IG1
White

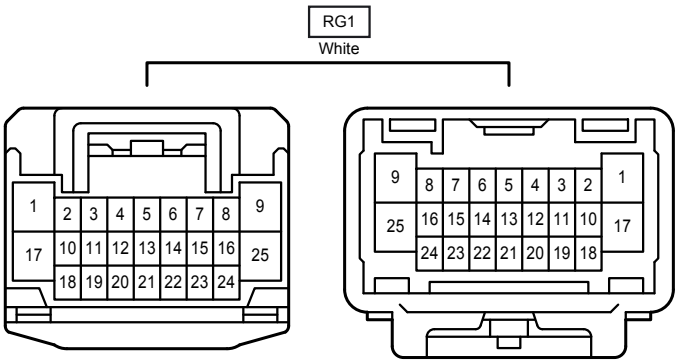
RG1
White

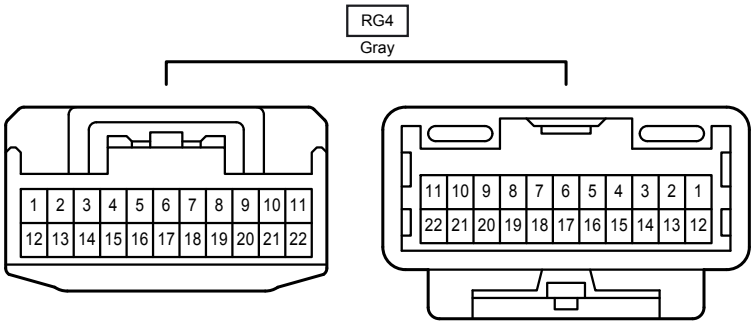
RG4
Gray

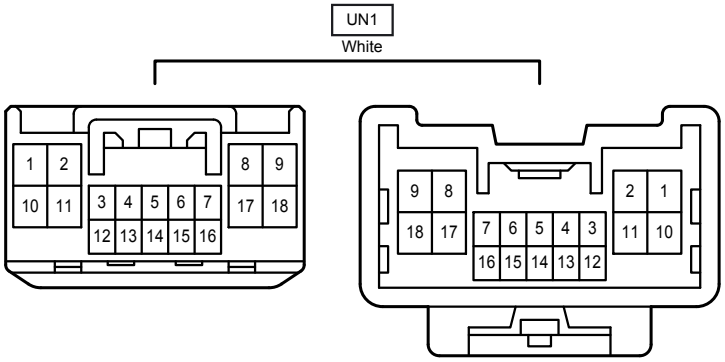
UN1
White

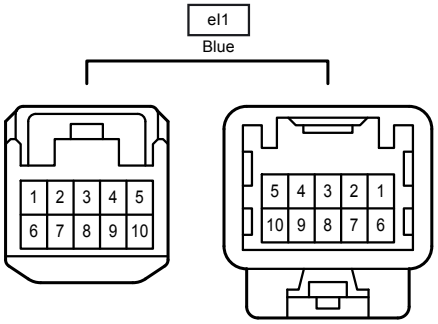
el1
Blue