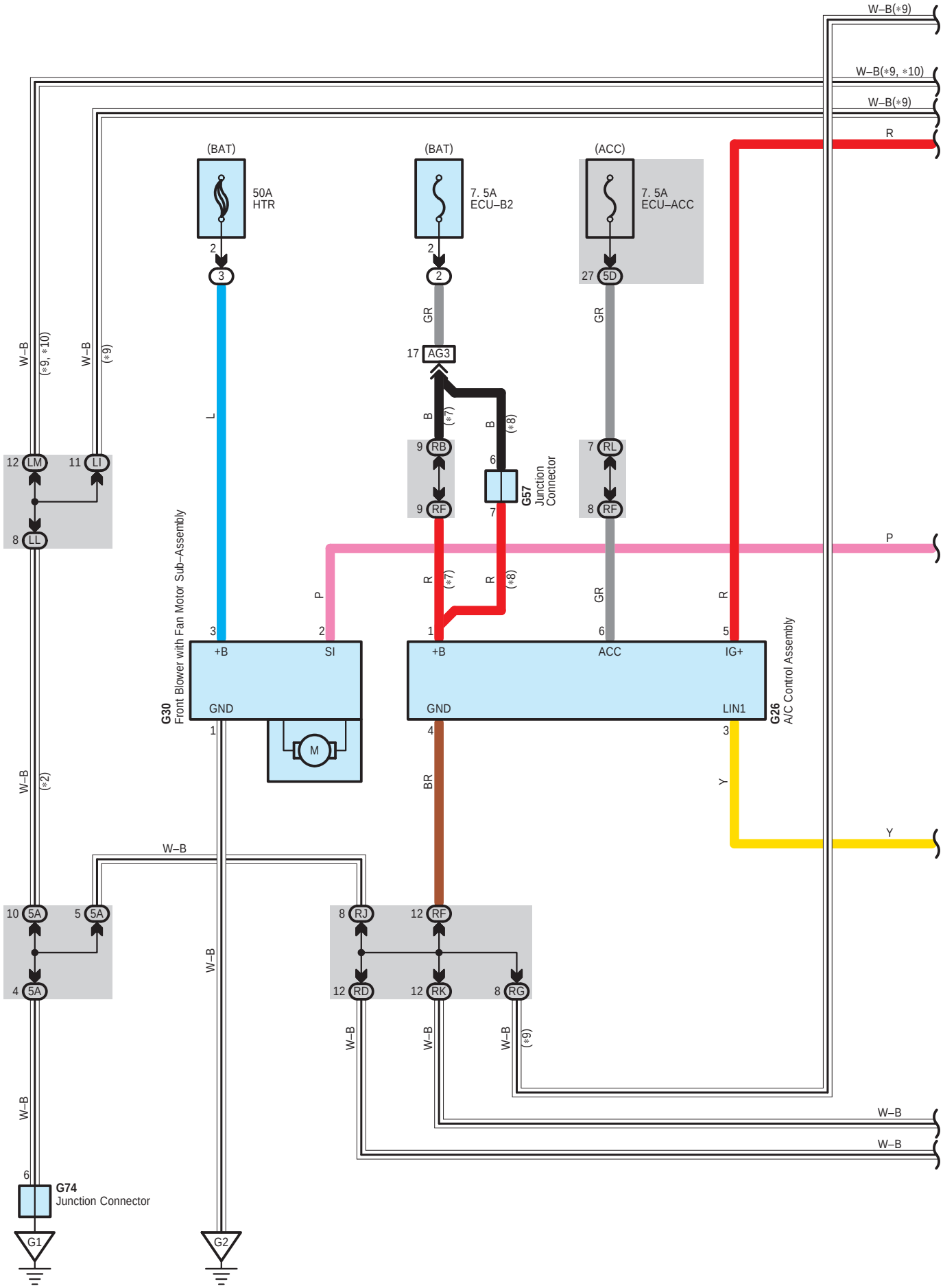
W–B(*9)
W–B(*9, *10)
W–B(*9)
R
(BAT)
50A
HTR
(BAT)
7. 5A
ECU–B2
(ACC)
7. 5A
ECU–ACC
2
3
2
2
27
5D
GR
GR
17
AG3
B
(*7)
B
(*8)
9
RB
6
G57
Junction
Connector
7
7
RL
9
RF
8
RF
L
W–B
(*9, *10)
W–B
(*9)
12
LM
11
LI
8
LL
P
P
R
(*7)
R
(*8)
GR
R
3
2
1
6
5
+B
SI
+B
ACC
IG+
G30
Front Blower with Fan Motor Sub–Assembly
GND
GND
LIN1
G26
A/C Control Assembly
1
4
3
M
BR
Y
Y
W–B
(*2)
W–B
10
5A
5
5A
4
5A
8
RJ
12
RF
12
RD
12
RK
8
RG
W–B
W–B
W–B
W–B
(*9)
W–B
W–B
W–B
6
G74
Junction Connector
G1
G2

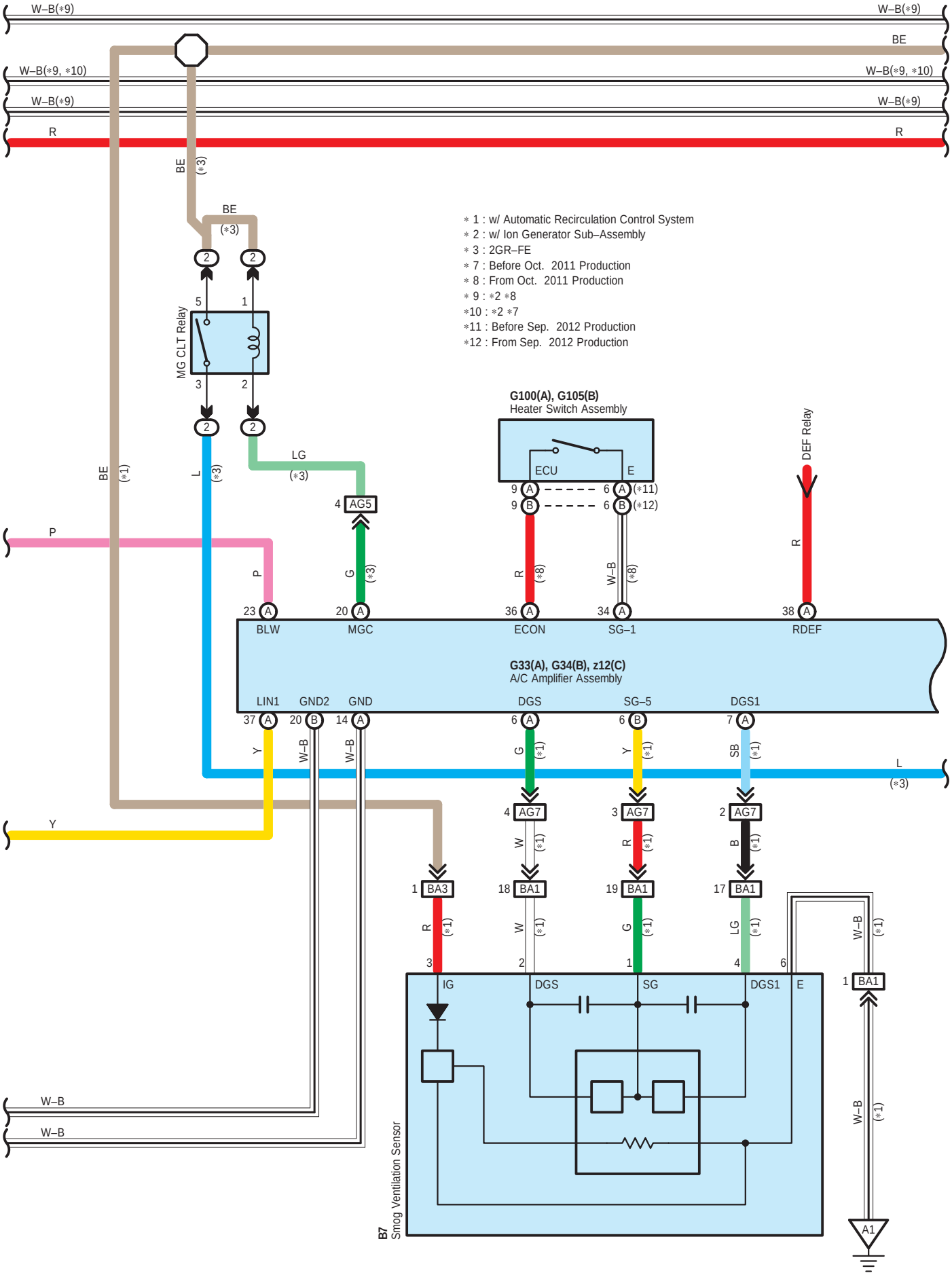
W–B(∗9)
BE
W–B(∗9, ∗10)
R
BE (∗3)
MG CLT Relay
LG (∗3)
BE (∗1)
L (∗3)
P
Y
∗ 1 : w/ Automatic Recirculation Control System
∗ 2 : w/ Ion Generator Sub–Assembly
∗ 3 : 2GR–FE
∗ 7 : Before Oct. 2011 Production
∗ 8 : From Oct. 2011 Production
∗ 9 : ∗2 ∗8
∗10 : ∗2 ∗7
∗11 : Before Sep. 2012 Production
∗12 : From Sep. 2012 Production
G100(A), G105(B)
Heater Switch Assembly
ECU
E
DEF Relay
AG5
G (∗3)
R (∗8)
W–B (∗8)
BLW
MGC
ECON
SG–1
RDEF
G33(A), G34(B), z12(C)
A/C Amplifier Assembly
LIN1
GND2
GND
DGS
SG–5
DGS1
W–B
SB (∗1)
AG7
BA3
BA1
IG
SG
DGS1
E
B7
Smog Ventilation Sensor
A1

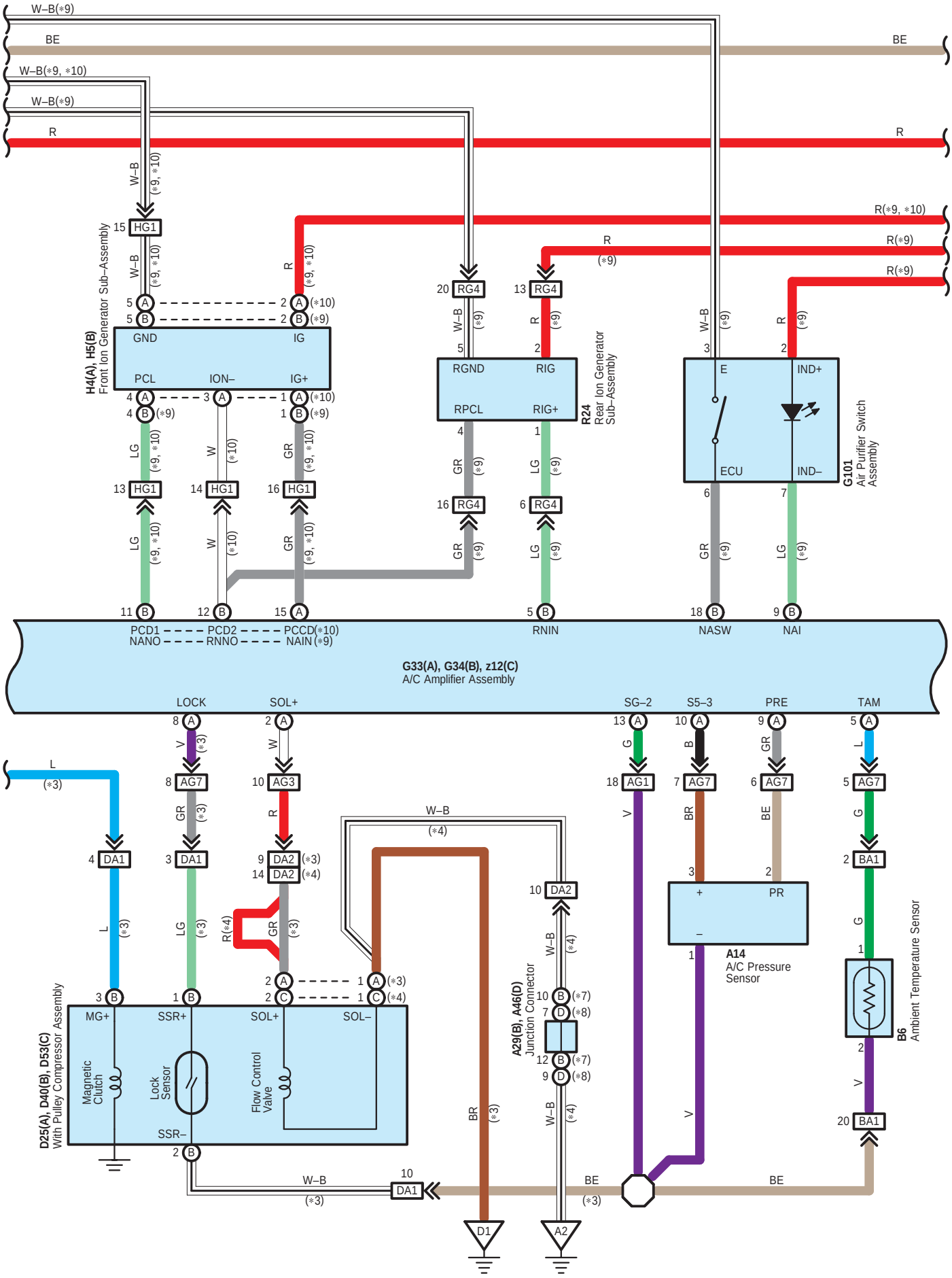
W–B(*9)
BE
W–B(*9, *10)
W–B(*9)
R
R(*9, *10)
R(*9)
H4(A), H5(B)
Front Ion Generator Sub–Assembly
GND
IG
PCL
ION–
IG+
HG1
RG4
RGND
RIG
RPCL
RIG+
R24
Rear Ion Generator Sub–Assembly
E
IND+
ECU
IND–
G101
Air Purifier Switch Assembly
PCD1
PCD2
PCCD(*10)
NANO
RNNO
NAIN(*9)
RNIN
NASW
NAI
G33(A), G34(B), z12(C)
A/C Amplifier Assembly
LOCK
SOL+
SG–2
S5–3
PRE
TAM
AG7
AG3
AG1
DA1
DA2
BA1
MG+
SSR+
SOL+
SOL–
SSR–
D25(A), D40(B), D53(C)
With Pulley Compressor Assembly
Magnetic Clutch
Lock Sensor
Flow Control Valve
A29(B), A46(D)
Junction Connector
A14
A/C Pressure Sensor
PR
B6
Ambient Temperature Sensor
D1
A2

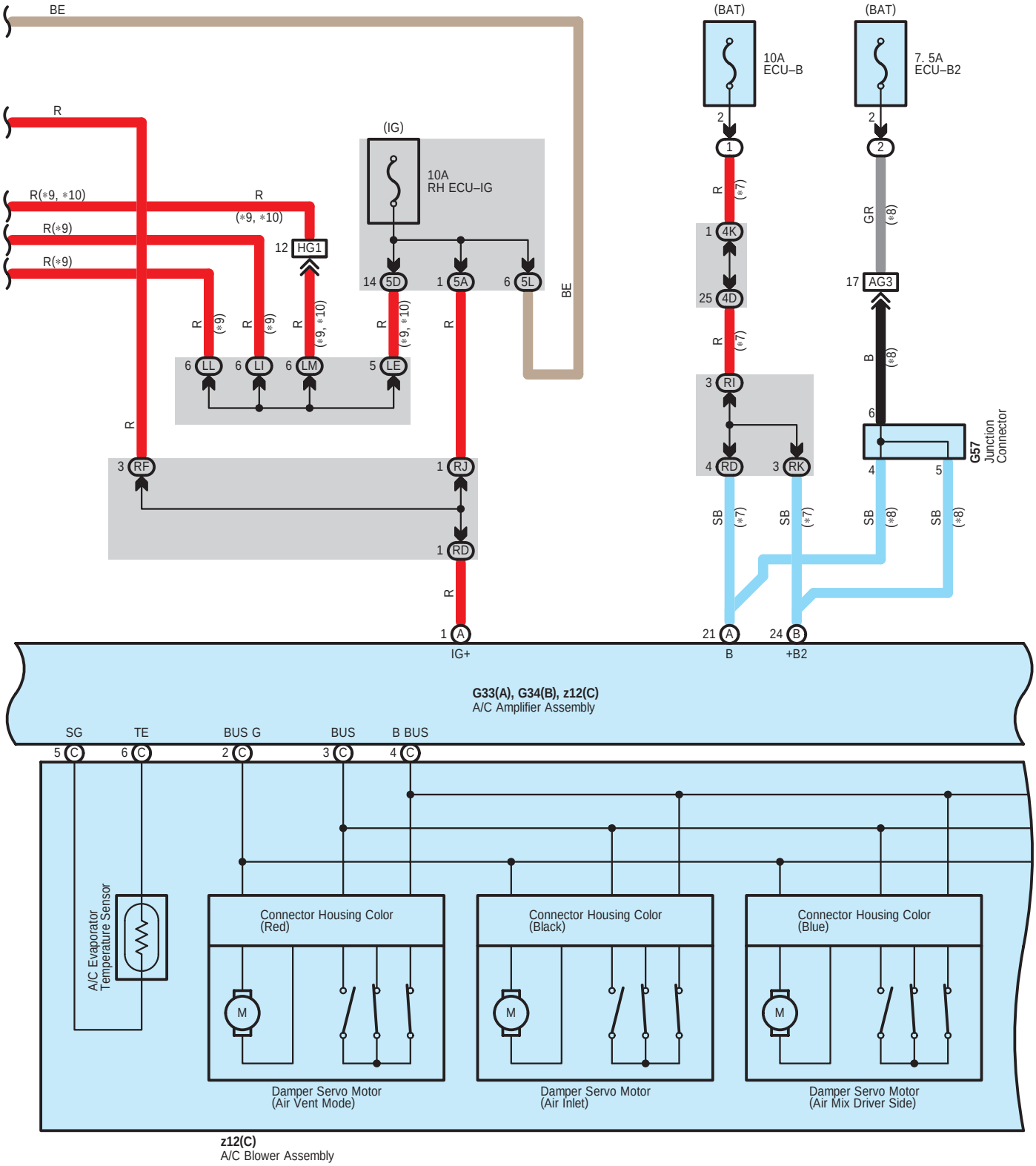

∗ 2 : w/ Ion Generator Sub–Assembly
∗ 3 : 2GR–FE
∗ 4 : 2AZ–FE
∗ 7 : Before Oct. 2011 Production
∗ 8 : From Oct. 2011 Production
∗ 9 : ∗2 ∗8
∗10 : ∗2 ∗7

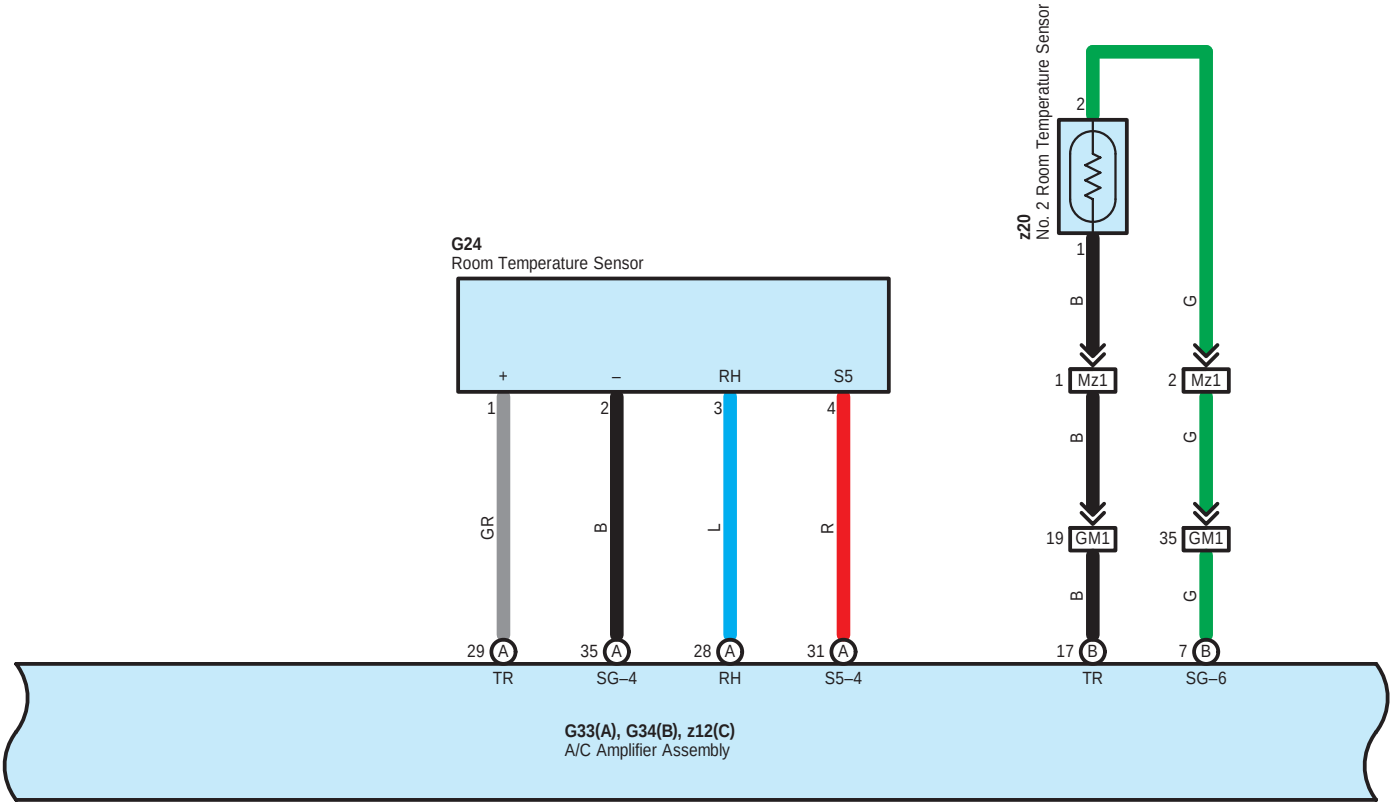

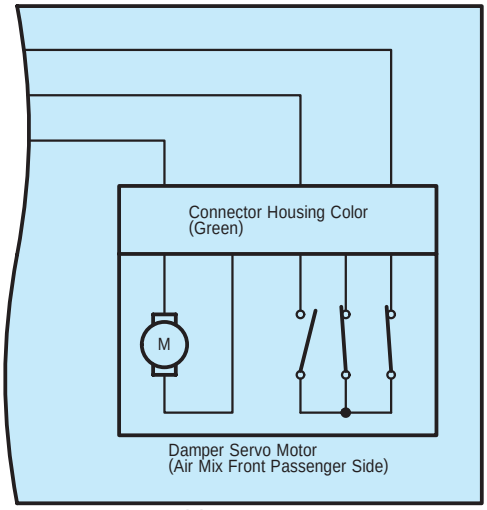

z12(C)
A/C Blower Assembly

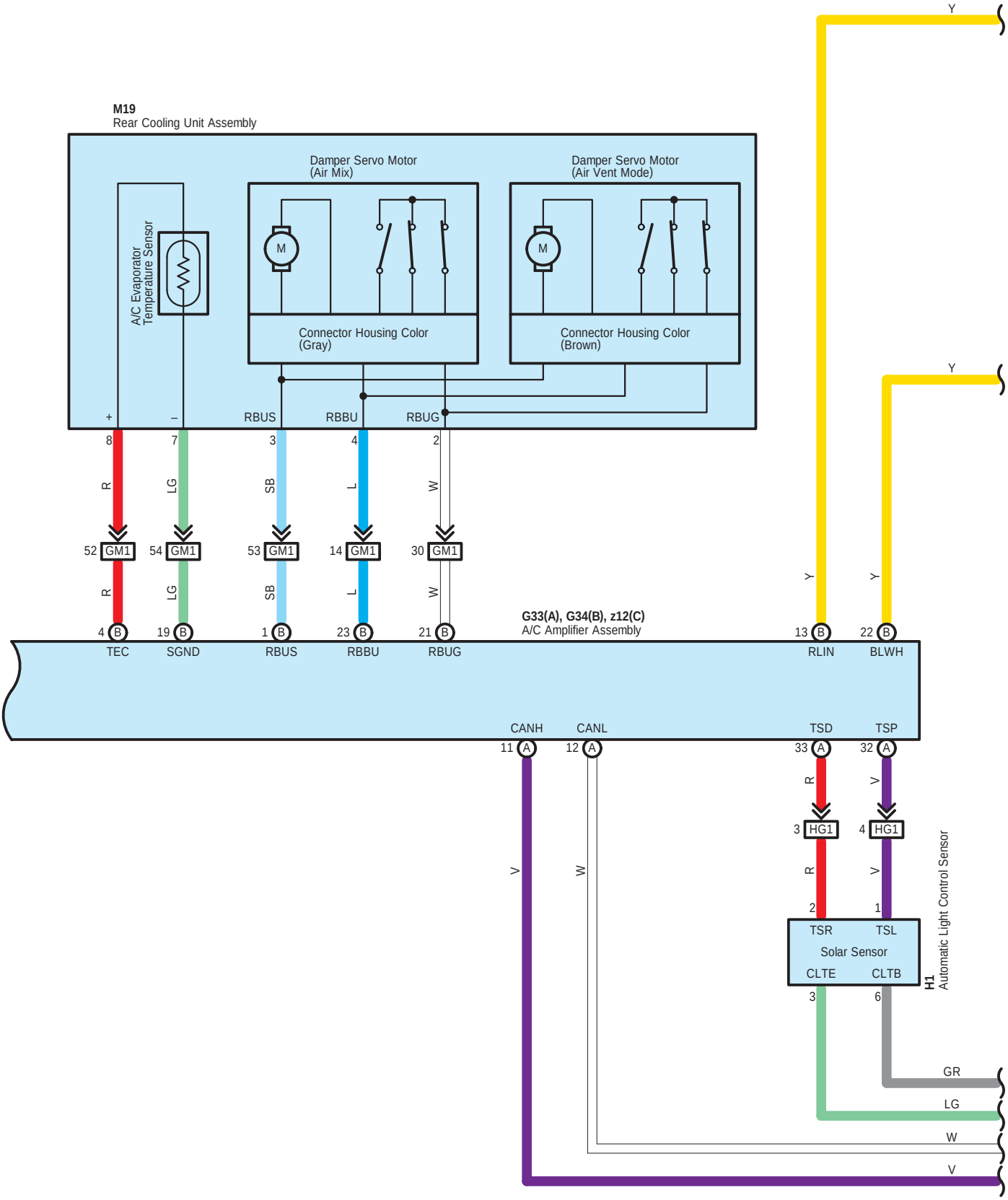
M19
Rear Cooling Unit Assembly
Damper Servo Motor
(Air Mix)
Damper Servo Motor
(Air Vent Mode)
A/C Evaporator
Temperature Sensor
M
M
Connector Housing Color
(Gray)
Connector Housing Color
(Brown)
+
–
RBUS
RBBU
RBUG
8
7
3
4
2
R
LG
SB
L
W
52 GM1
54 GM1
53 GM1
14 GM1
30 GM1
R
LG
SB
L
W
4 B
19 B
1 B
23 B
21 B
TEC
SGND
RBUS
RBBU
RBUG
G33(A), G34(B), z12(C)
A/C Amplifier Assembly
Y
Y
Y
Y
13 B
22 B
RLIN
BLWH
CANH
CANL
11 A
12 A
TSD
TSP
33 A
32 A
R
V
3 HG1
4 HG1
R
V
2
1
TSR
TSL
Solar Sensor
CLTE
CLTB
3
6
H1
Automatic Light Control Sensor
V
W
GR
LG
W
V

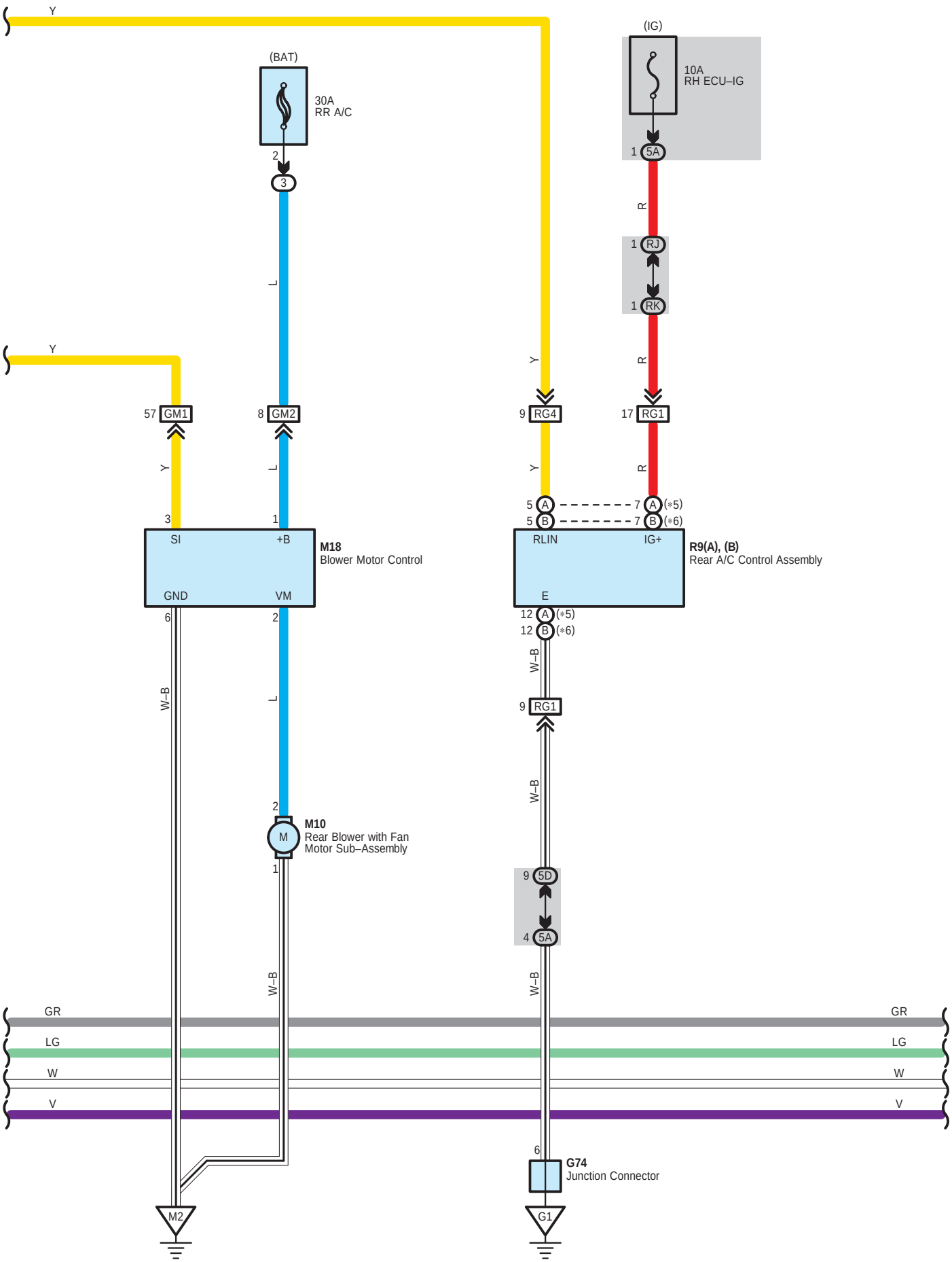
Y
(BAT)
30A
RR A/C
2
3
L
(IG)
10A
RH ECU–IG
1 5A
R
1 RJ
1 RK
R
Y
57 GM1
8 GM2
9 RG4
17 RG1
Y
L
Y
R
3
1
5 A
5 B
7 A (*5)
7 B (*6)
SI
+B
RLIN
IG+
M18
Blower Motor Control
R9(A), (B)
Rear A/C Control Assembly
GND
VM
E
6
2
12 A (*5)
12 B (*6)
W–B
L
9 RG1
W–B
2
M
M10
Rear Blower with Fan
Motor Sub–Assembly
1
9 5D
4 5A
W–B
W–B
GR
LG
W
V
GR
LG
W
V
6
G74
Junction Connector
M2
G1

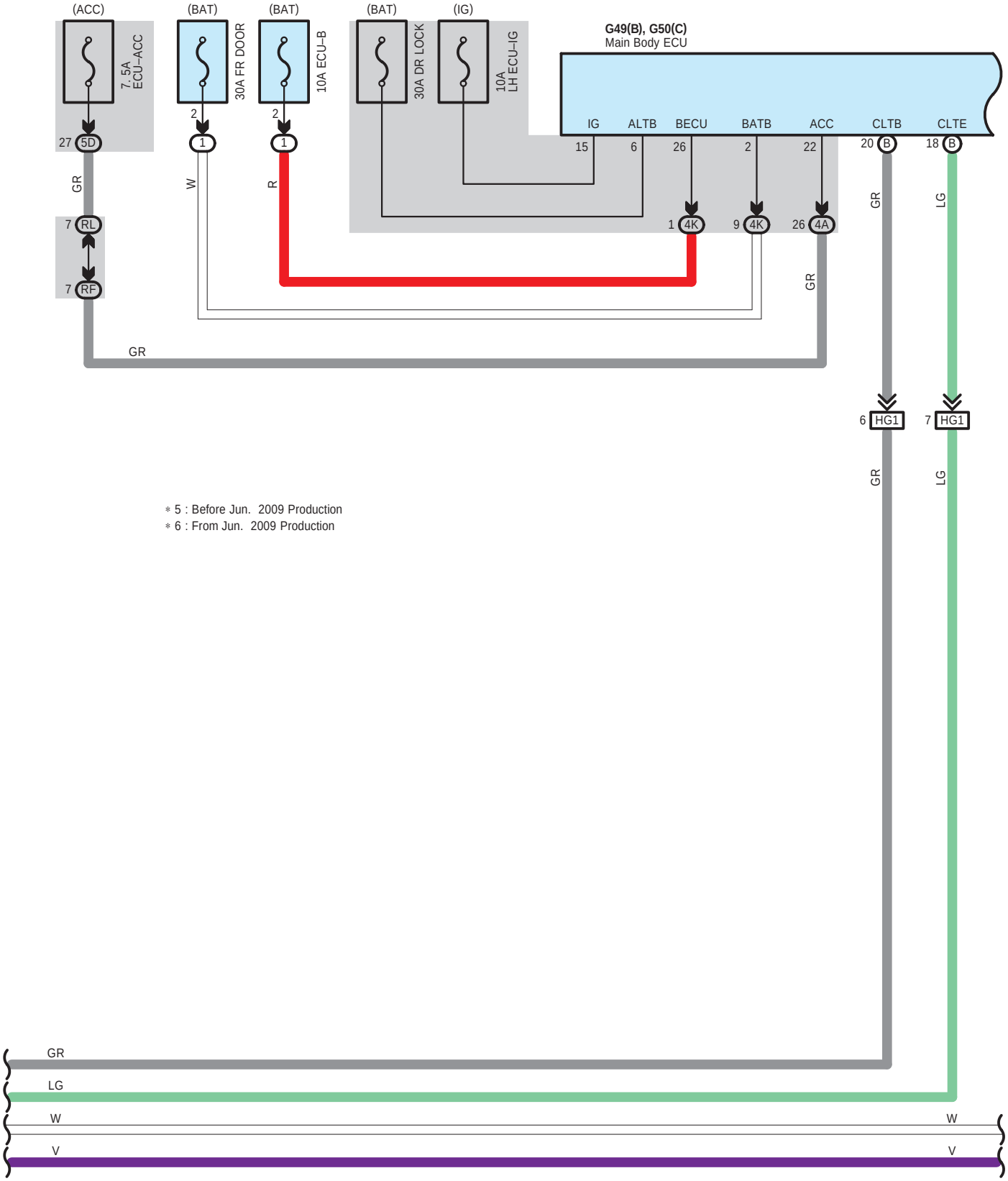

∗ 5 : Before Jun. 2009 Production
∗ 6 : From Jun. 2009 Production

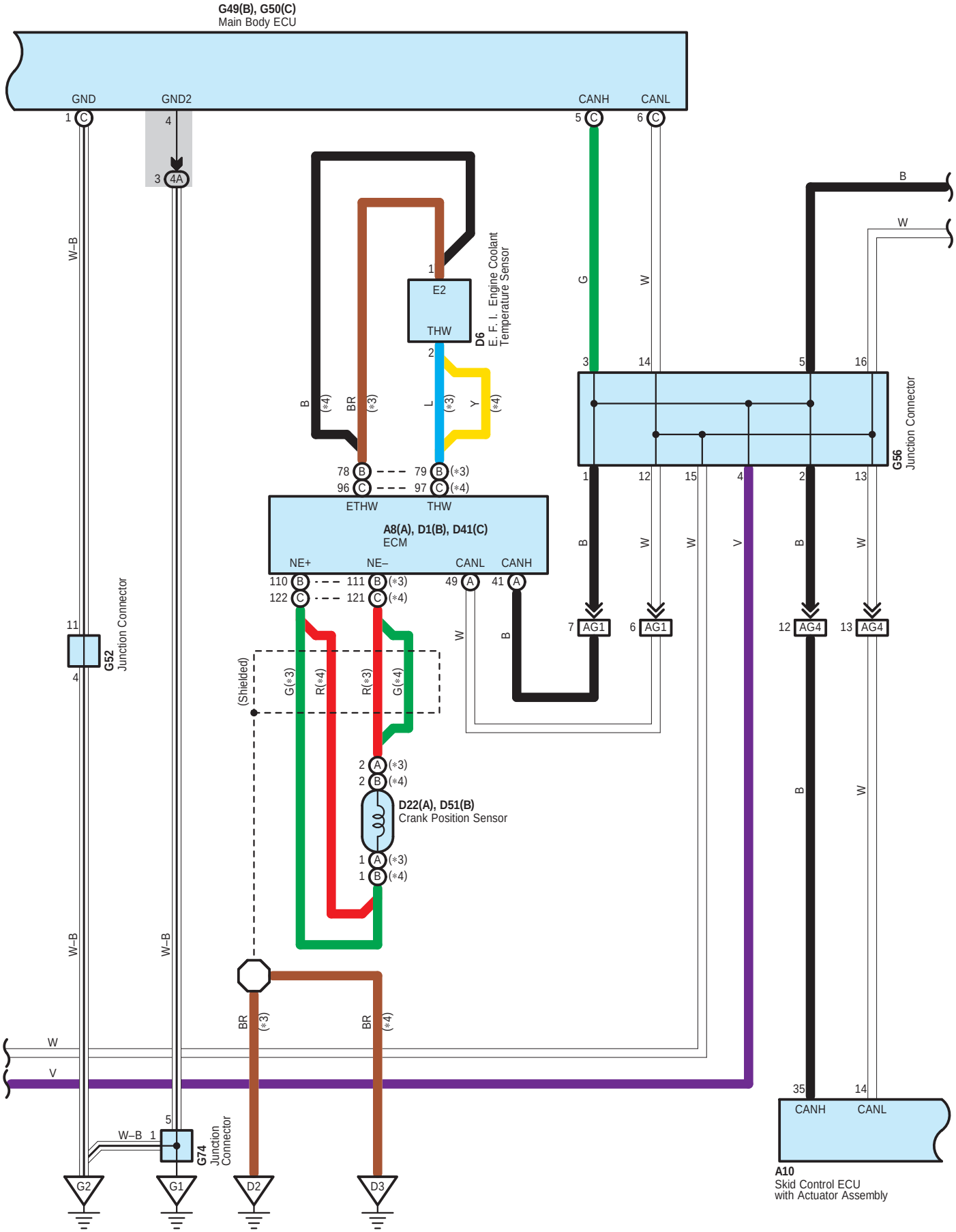
G49(B), G50(C)
Main Body ECU
GND
GND2
CANH
CANL
4A
E2
THW
D6
E. F. I. Engine Coolant Temperature Sensor
G56
Junction Connector
ETHW
A8(A), D1(B), D41(C)
ECM
NE+
NE–
CANL
CANH
AG1
AG4
G52
Junction Connector
(Shielded)
D22(A), D51(B)
Crank Position Sensor
G74
Junction Connector
G2
G1
D2
D3
A10
Skid Control ECU
with Actuator Assembly

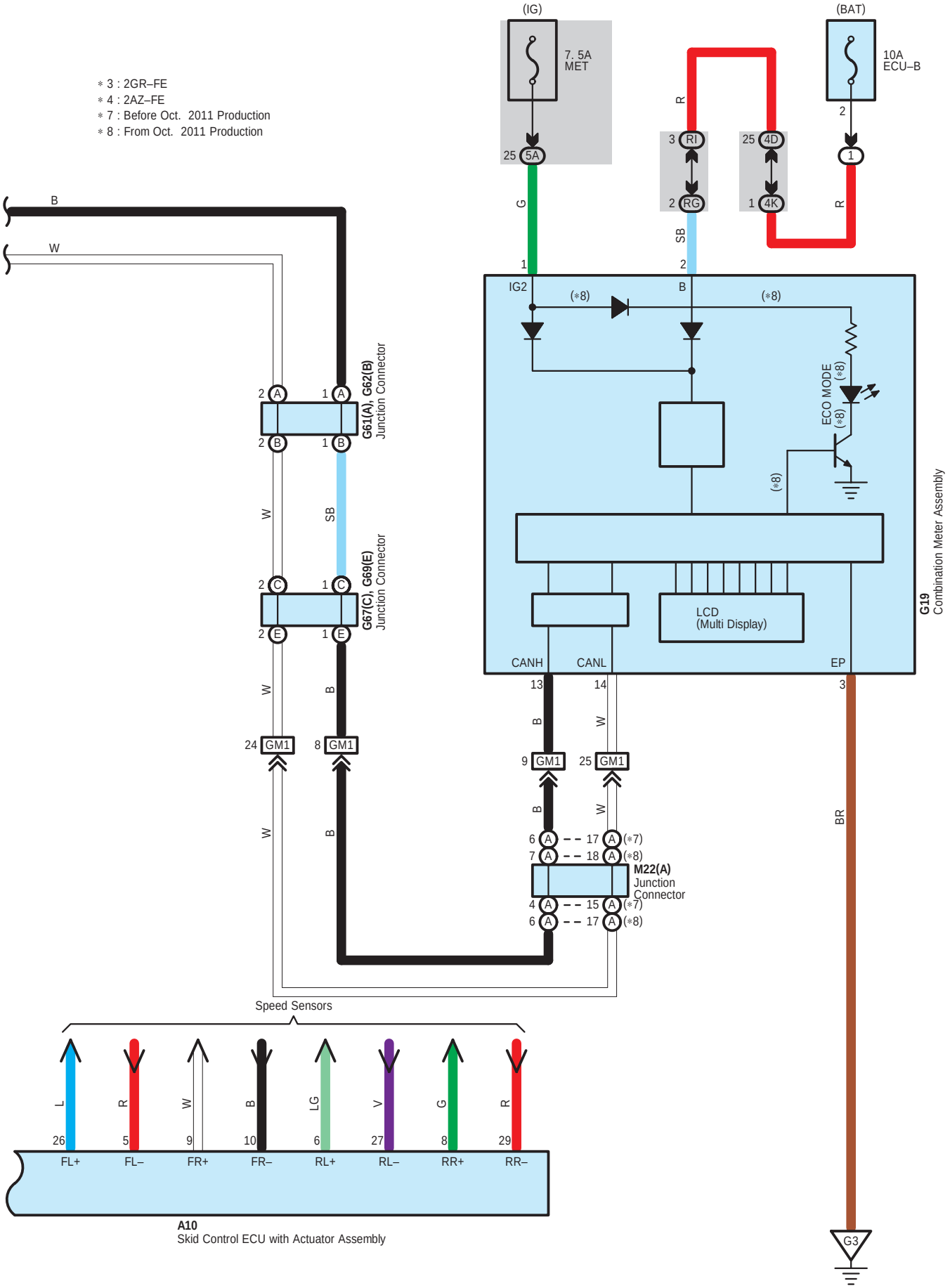
∗ 3 : 2GR–FE
∗ 4 : 2AZ–FE
∗ 7 : Before Oct. 2011 Production
∗ 8 : From Oct. 2011 Production
(IG)
7. 5A
MET
25 5A
(BAT)
10A
ECU–B
2
1
3 RI
2 RG
25 4D
1 4K
R
G
SB
B
W
1
IG2
(∗8)
2
B
ECO MODE
(∗8)
2 A
1 A
2 B
1 B
G61(A), G62(B)
Junction Connector
2 C
1 C
2 E
1 E
G67(C), G69(E)
Junction Connector
24 GM1
8 GM1
9 GM1
25 GM1
LCD
(Multi Display)
CANH
CANL
EP
13
14
3
G19
Combination Meter Assembly
6 A – – 17 A (∗7)
7 A – – 18 A (∗8)
M22(A)
Junction
Connector
4 A – – 15 A (∗7)
6 A – – 17 A (∗8)
BR
Speed Sensors
L
R
W
B
LG
V
G
R
26
5
9
10
6
27
8
29
FL+
FL–
FR+
FR–
RL+
RL–
RR+
RR–
A10
Skid Control ECU with Actuator Assembly
G3

A 8
Black

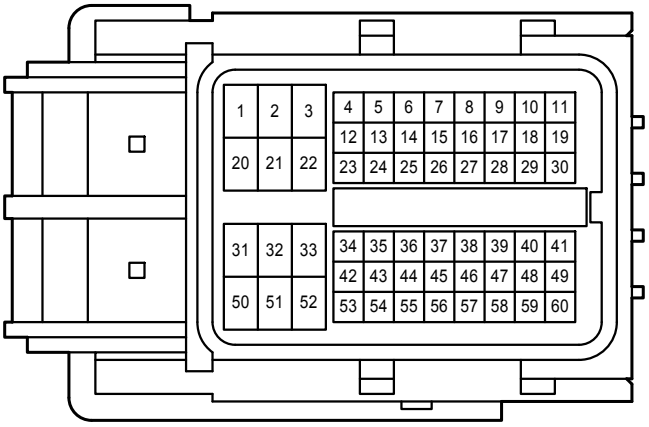

A 10
Black

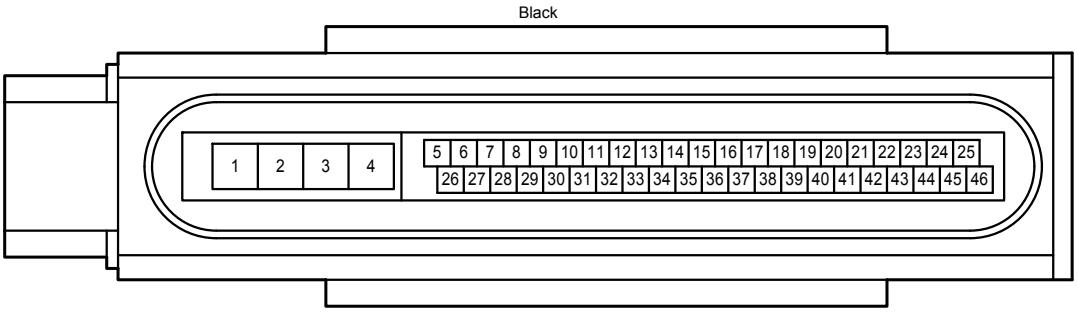

A 14
Black

A 29
Gray

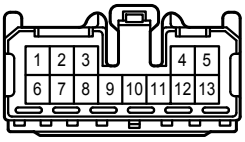

(Before Jun. 2009 Production)

A 29
Black

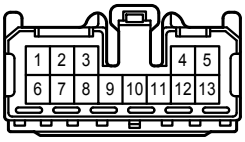

(From Jun. 2009 Production)

A 46
White

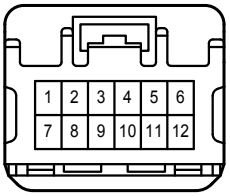

B 6
Black

B 7
Black

D 1
Black

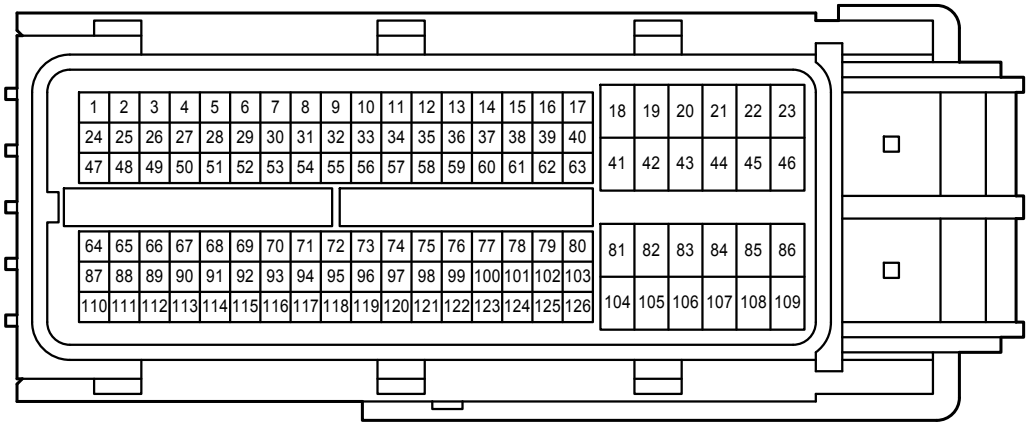

D 6
Black

D 22
Black



D 25
Black

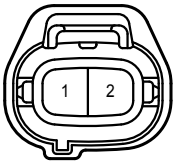

D 40
Gray

D 41
Black

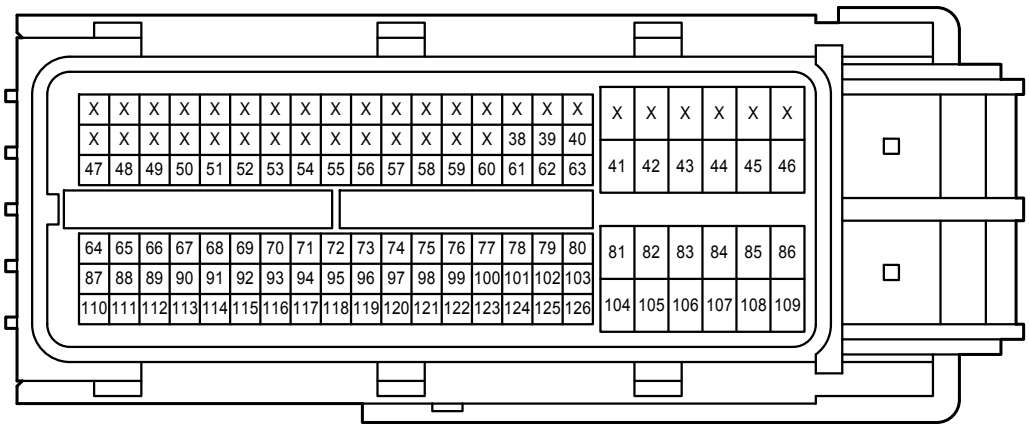

D 51
Gray

D 53
Gray

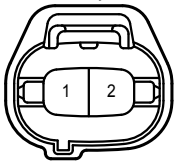

G 19
White

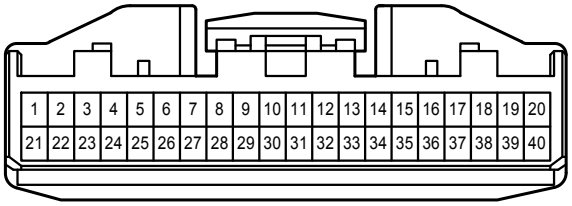

G 24
Black

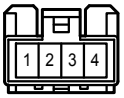

G 26
Black



G 30
Black

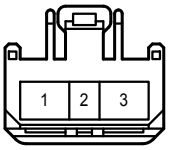

G 33
White

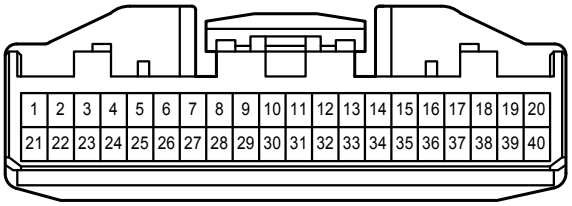

G 34
White

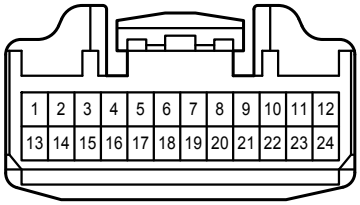

G 49
White

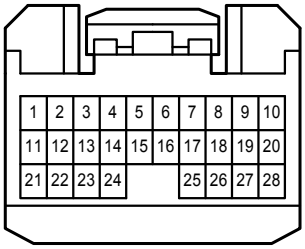

G 50
White

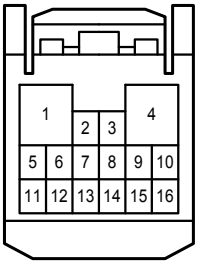

G 52
Gray

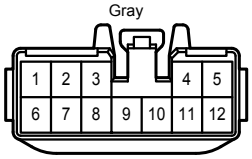

G 56
Gray

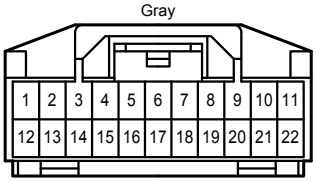

G 57
Black

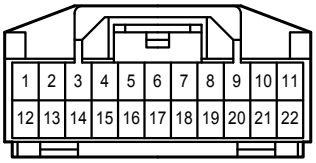

G 61
Brown

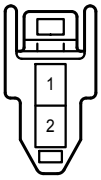

G 62
Brown

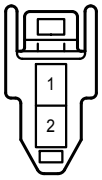

G 67
White

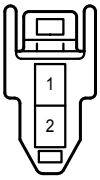

G 69
Black

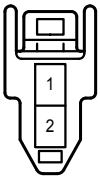

G 74
White

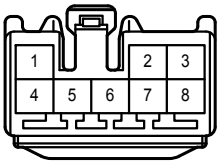

G100
White

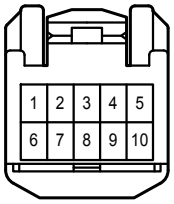

G101
Black

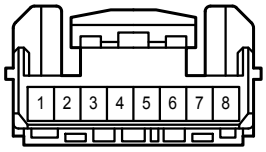

G105
Black

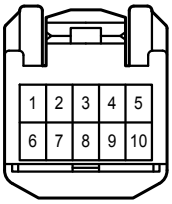

H 1
Black

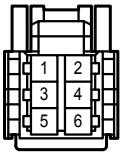

H 4
White

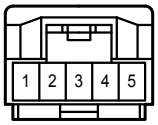

H 5
White

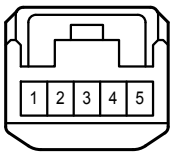

M 10
Black



M 18
Black



M 19
White



M 22
Black

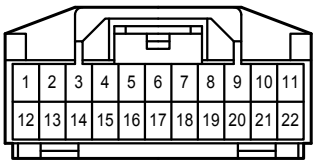

R 9
White

(Before Jun. 2009 Production)

R 9
Black

(From Jun. 2009 Production)

R 24
White

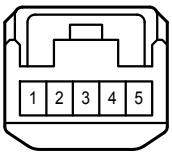

z 12
White

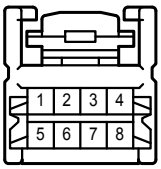

z 20
Black

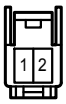

4A
White

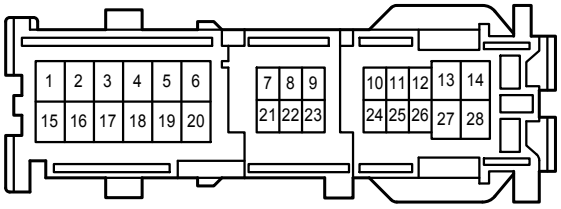

4D
White

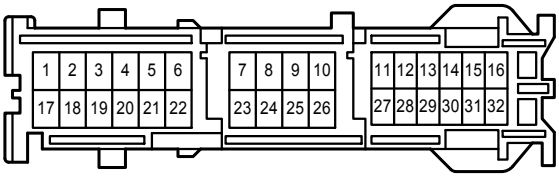

4K
Gray

5A
White

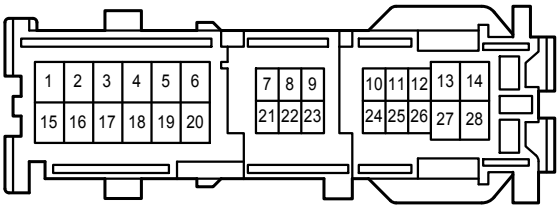

5D
White

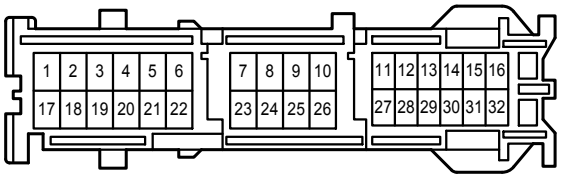

5L
Gray

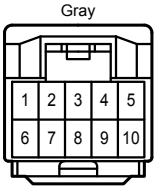

LE
White

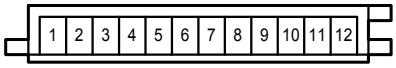

LI
White

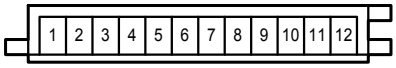

LL
Gray

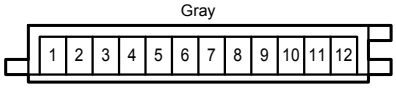

LM
White

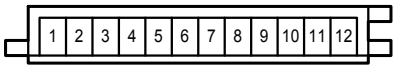

RB
Gray

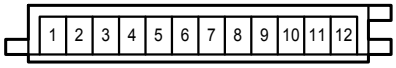

RD
Gray

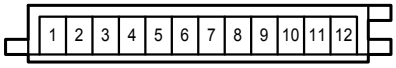

RF
Gray

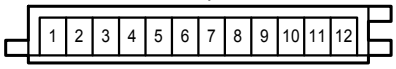

RG
White

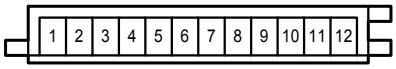

RI
White

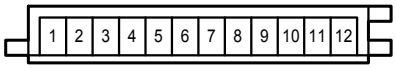

RJ
Gray

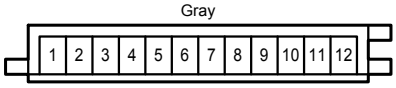

RK
White

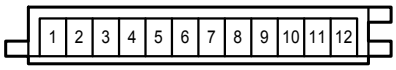

RL
Gray

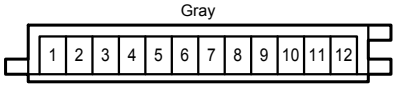

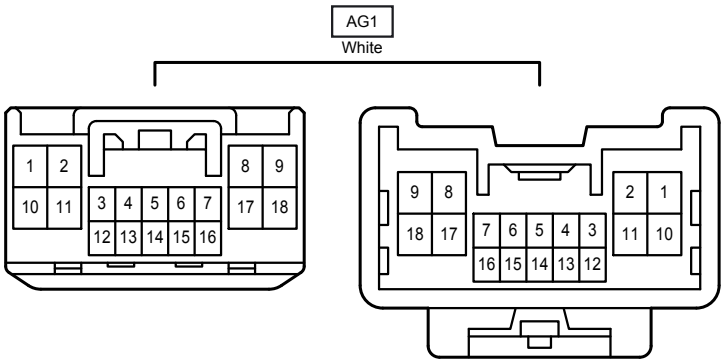
AG1
White
1 2 8 9
10 11 3 4 5 6 7 17 18
12 13 14 15 16
9 8 2 1
18 17 7 6 5 4 3 11 10
16 15 14 13 12

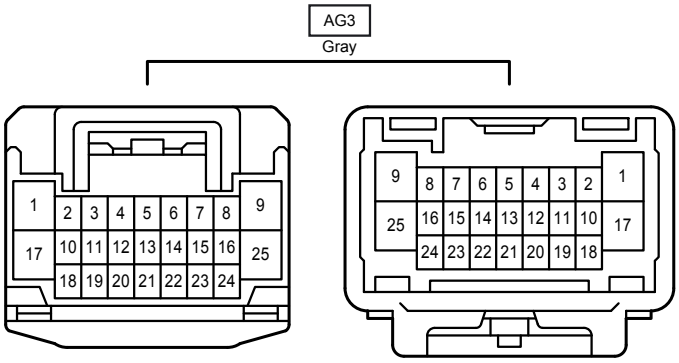
AG3
Gray
1 2 3 4 5 6 7 8 9
17 10 11 12 13 14 15 16 25
18 19 20 21 22 23 24
9 8 7 6 5 4 3 2 1
25 16 15 14 13 12 11 10 17
24 23 22 21 20 19 18

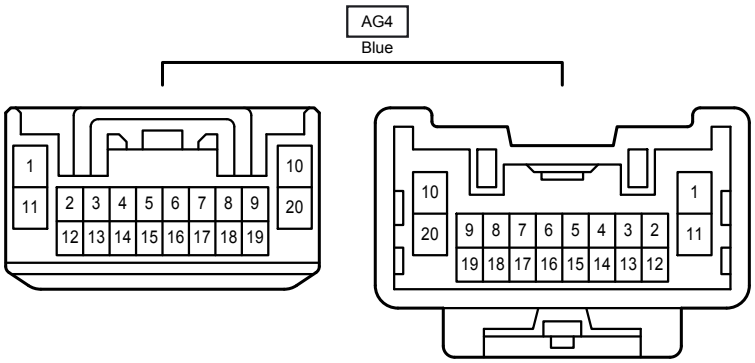
AG4
Blue
1 10
11 2 3 4 5 6 7 8 9 20
12 13 14 15 16 17 18 19
10 1
20 9 8 7 6 5 4 3 2 11
19 18 17 16 15 14 13 12

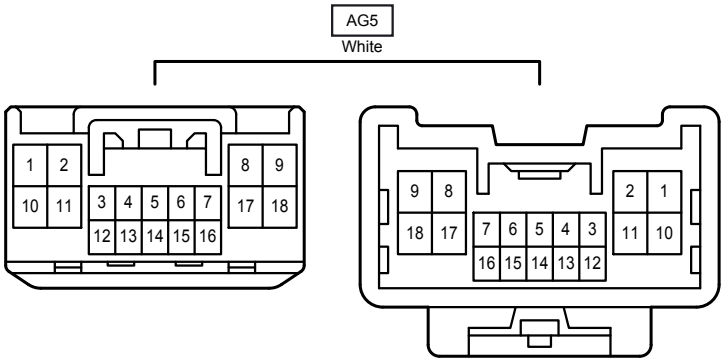
AG5
White
1 2 8 9
10 11 3 4 5 6 7 17 18
12 13 14 15 16
9 8 2 1
18 17 7 6 5 4 3 11 10
16 15 14 13 12

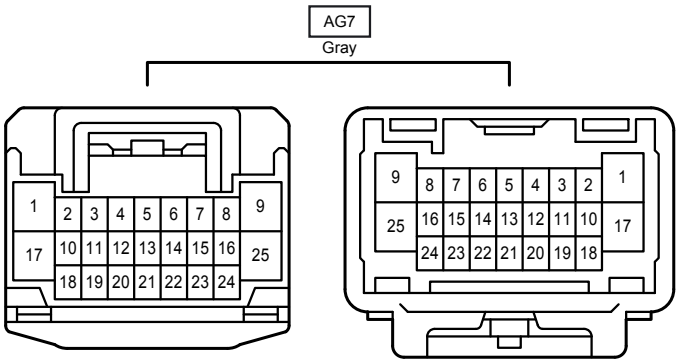
AG7
Gray

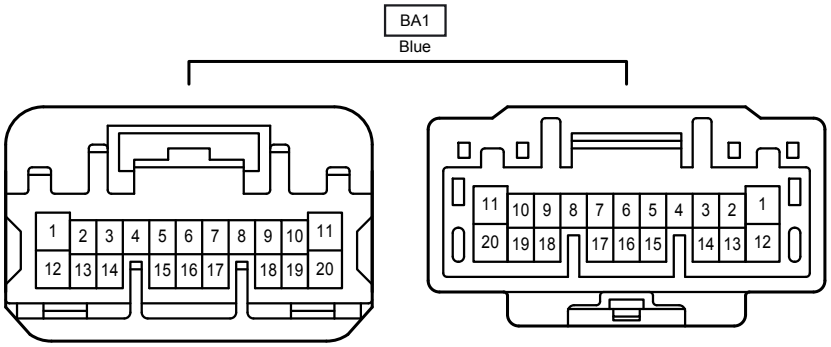
BA1
Blue

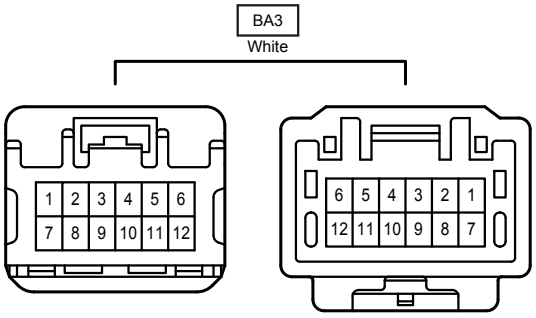
BA3
White

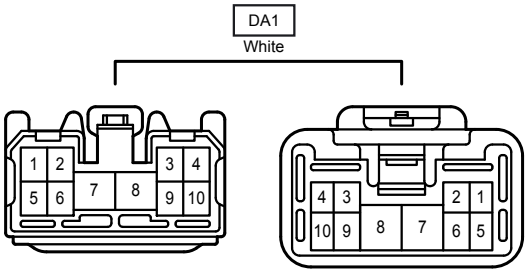
DA1
White

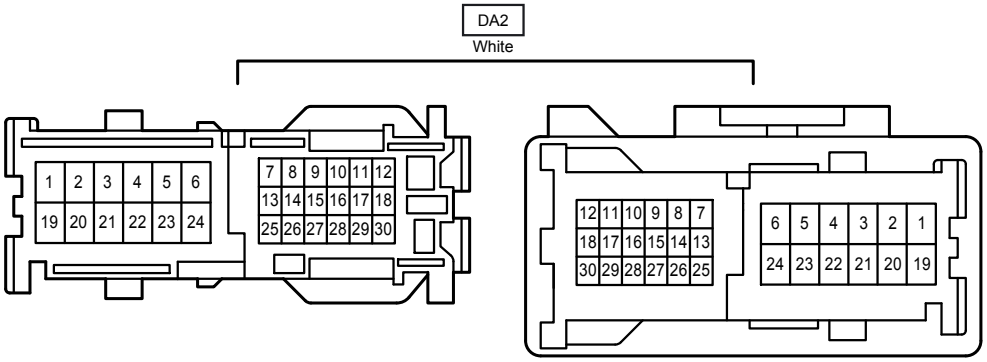
DA2
White

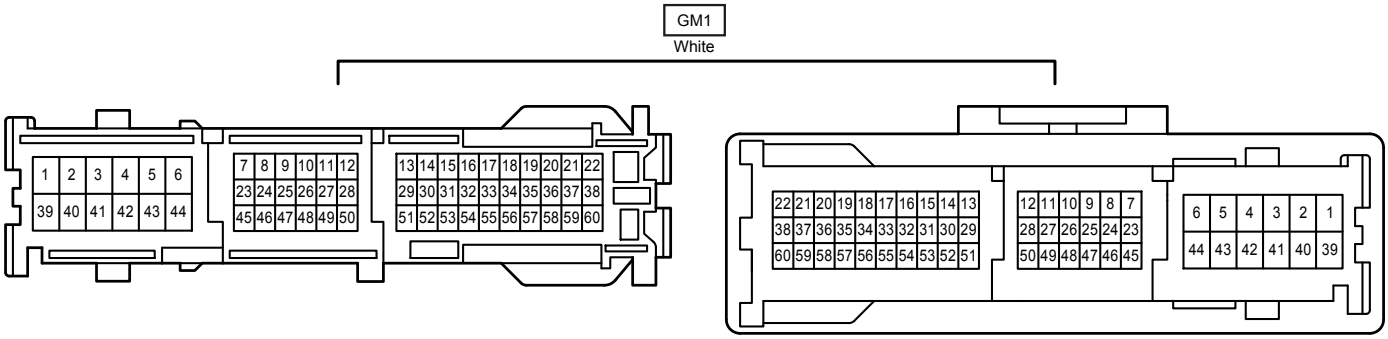
GM1
White

GM2
White

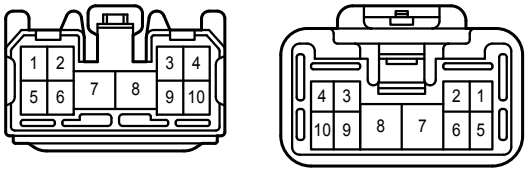

HG1
White

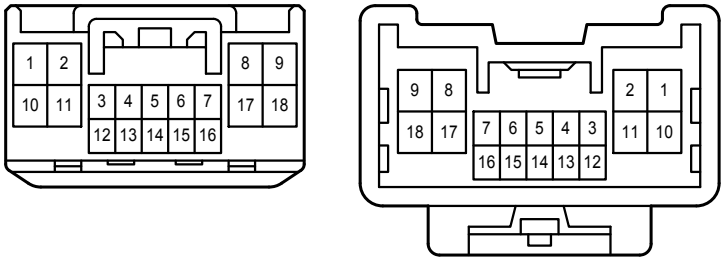

Mz1
White

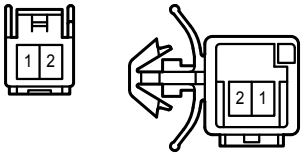

RG1
White

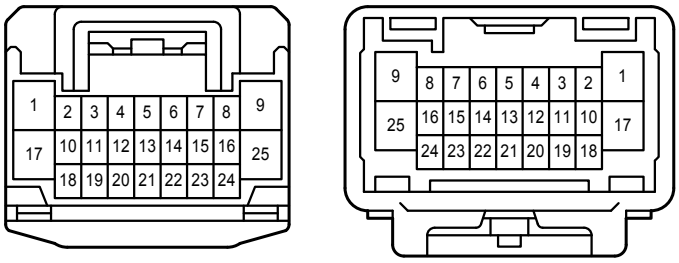
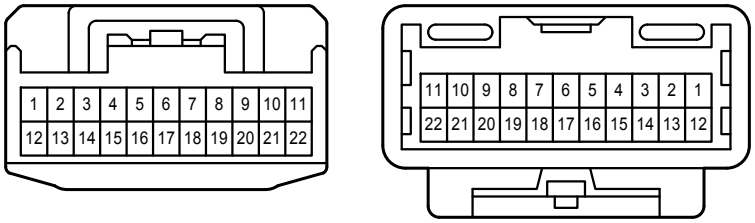
RG4
Gray