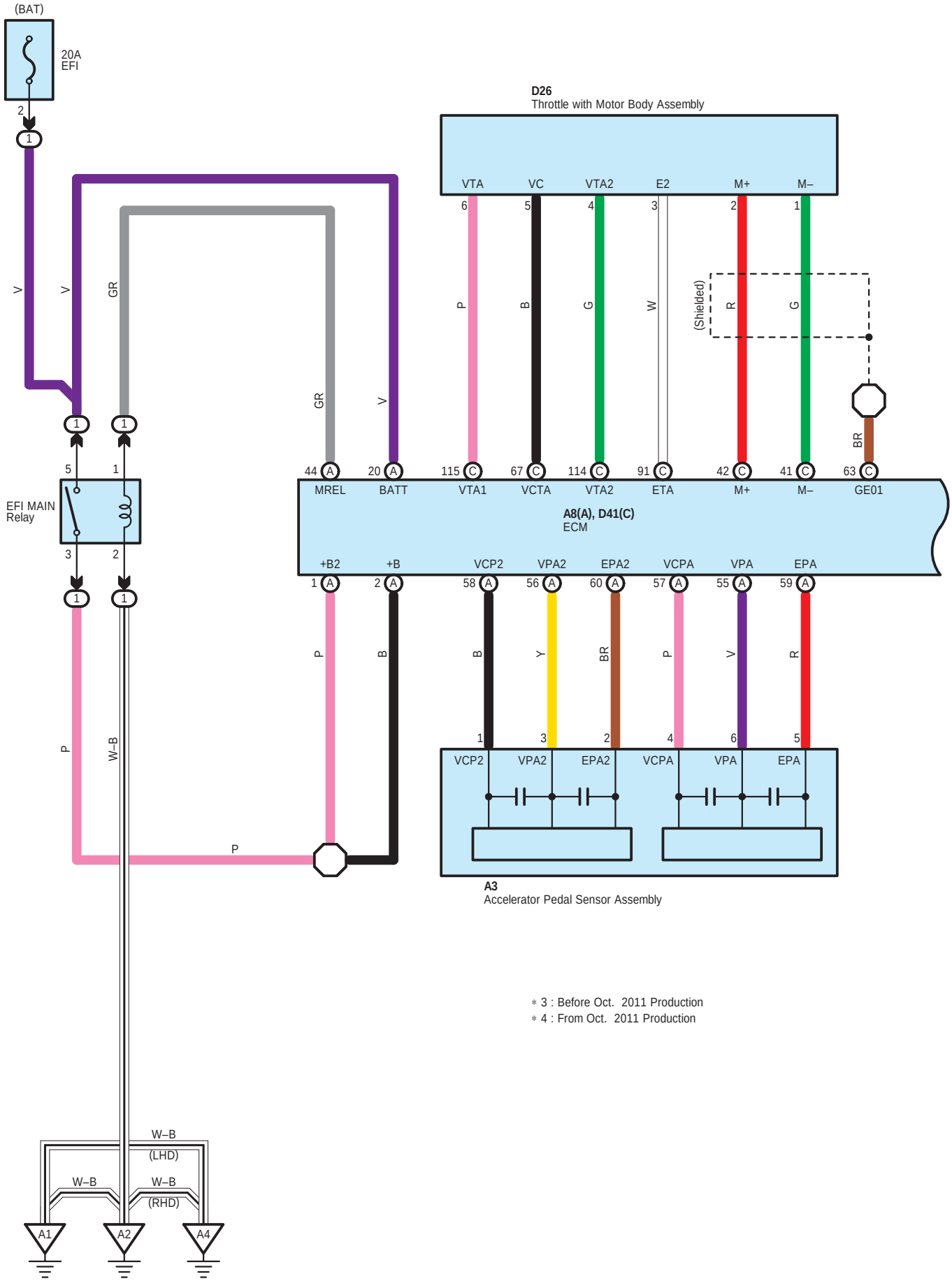

∗ 3 : Before Oct. 2011 Production
∗ 4 : From Oct. 2011 Production

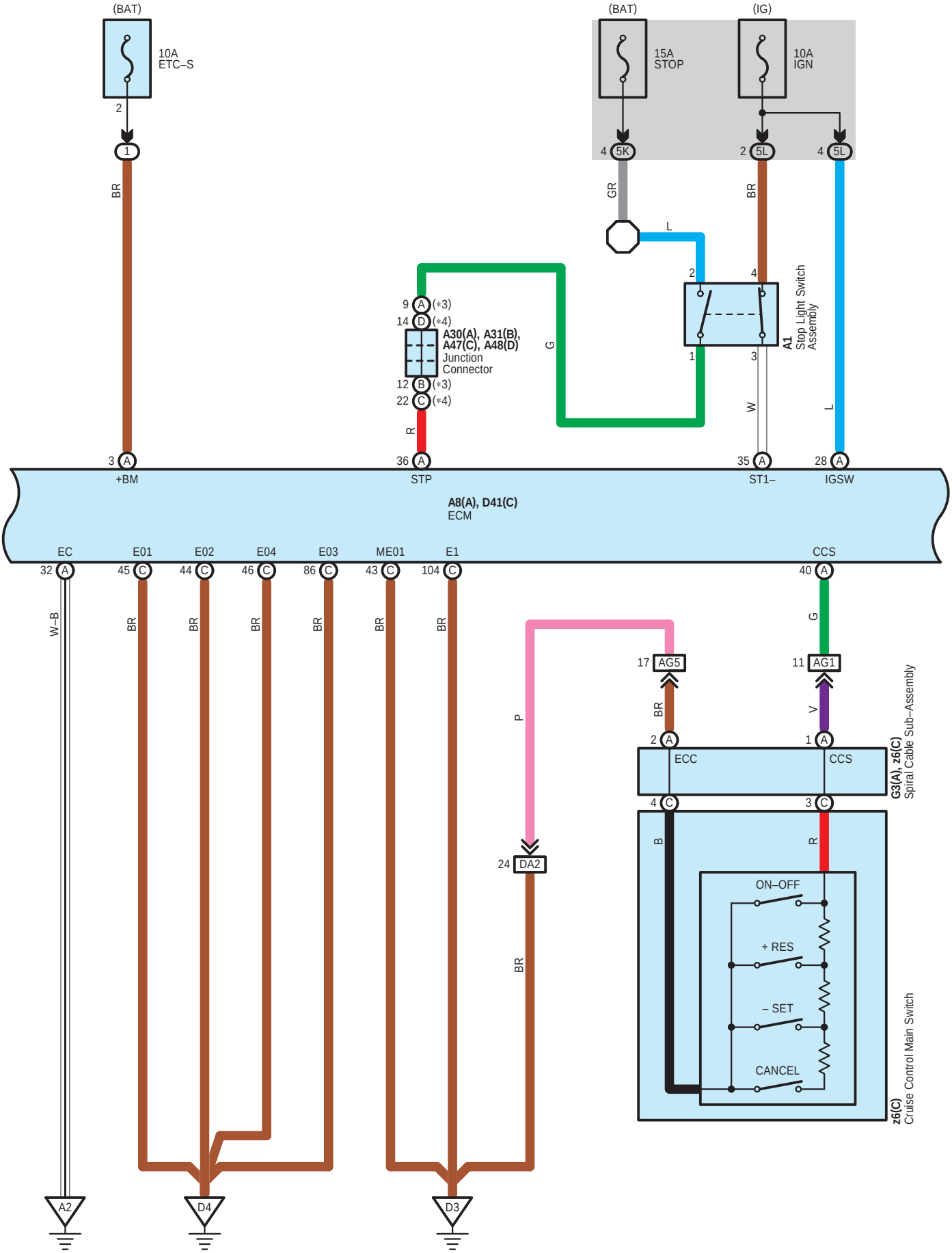
(BAT)
10A
ETC–S
2
1
BR
3 A
+BM
(BAT)
15A
STOP
(IG)
10A
IGN
4 5K
2 5L
4 5L
GR
BR
L
2
4
1
3
A1
Stop Light Switch
Assembly
W
L
9 A (*3)
14 D (*4)
A30(A), A31(B),
A47(C), A48(D)
Junction
Connector
12 B (*3)
22 C (*4)
G
R
36 A
STP
35 A
ST1–
28 A
IGSW
A8(A), D41(C)
ECM
EC
E01
E02
E04
E03
ME01
E1
CCS
32 A
45 C
44 C
46 C
86 C
43 C
104 C
40 A
W–B
BR
G
17 AG5
11 AG1
P
V
2 A
1 A
ECC
CCS
G3(A), z6(C)
Spiral Cable Sub–Assembly
4 C
3 C
B
R
24 DA2
ON–OFF
+ RES
– SET
CANCEL
z6(C)
Cruise Control Main Switch
A2
D4
D3

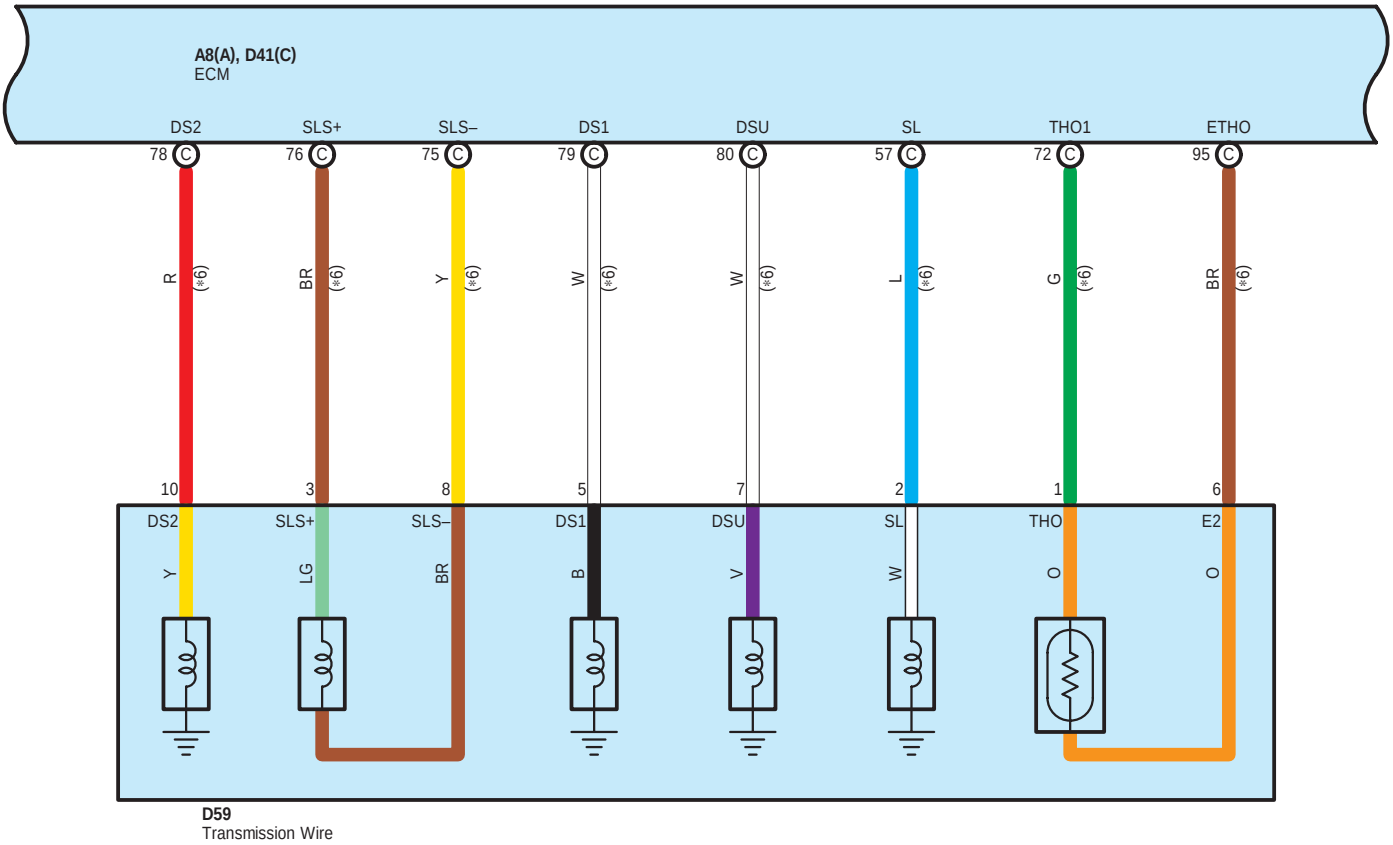
A8(A), D41(C)
ECM
DS2
SLS+
SLS–
DS1
DSU
SL
THO1
ETHO
78 C
76 C
75 C
79 C
80 C
57 C
72 C
95 C
R (*6)
BR (*6)
Y (*6)
W (*6)
W (*6)
L (*6)
G (*6)
BR (*6)
10
3
8
5
7
2
1
6
DS2
SLS+
SLS–
DS1
DSU
SL
THO
E2
Y
LG
BR
B
V
W
O
O
D59
Transmission Wire

＊5 : A/T
＊6 : CVT

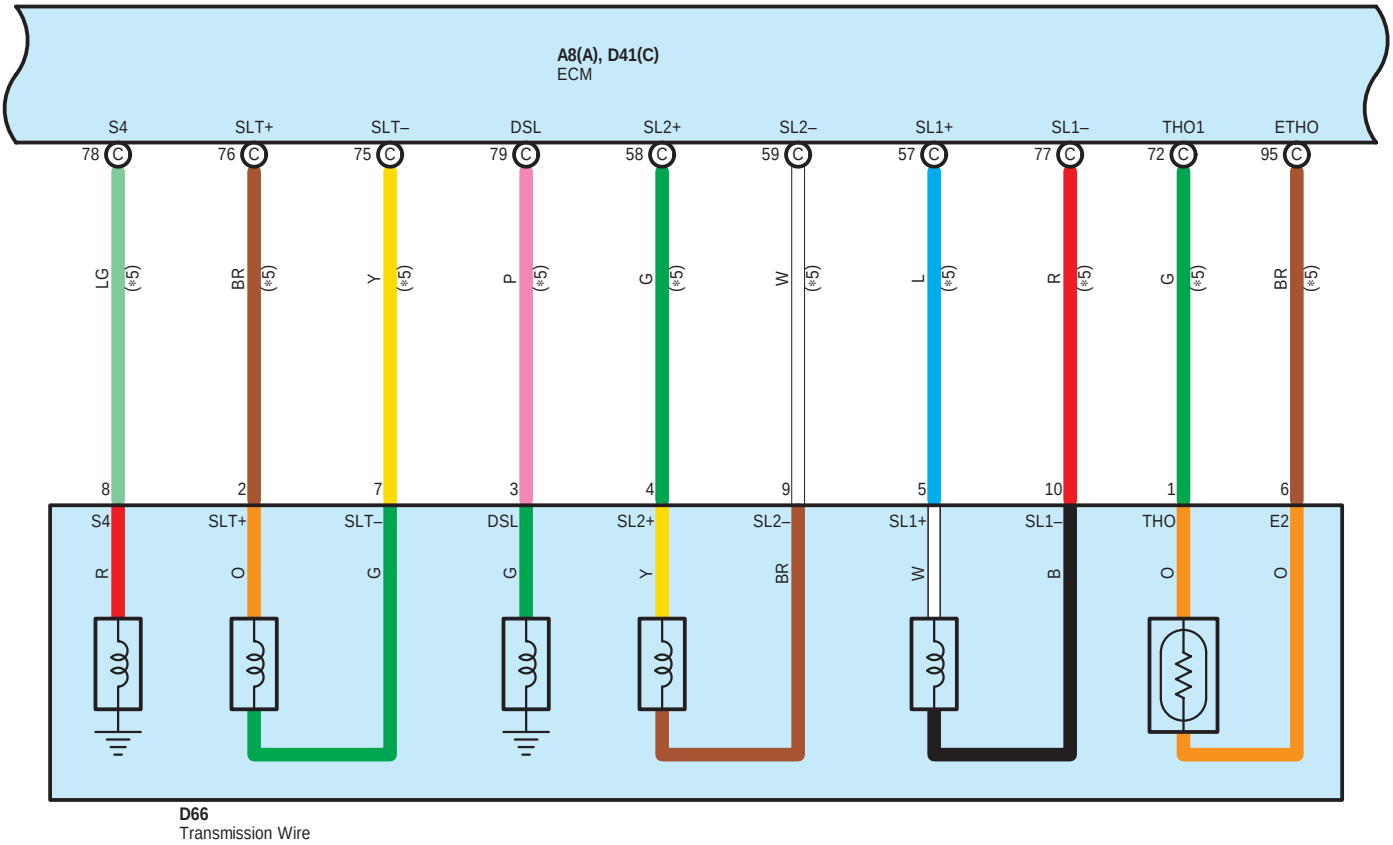

D66
Transmission Wire

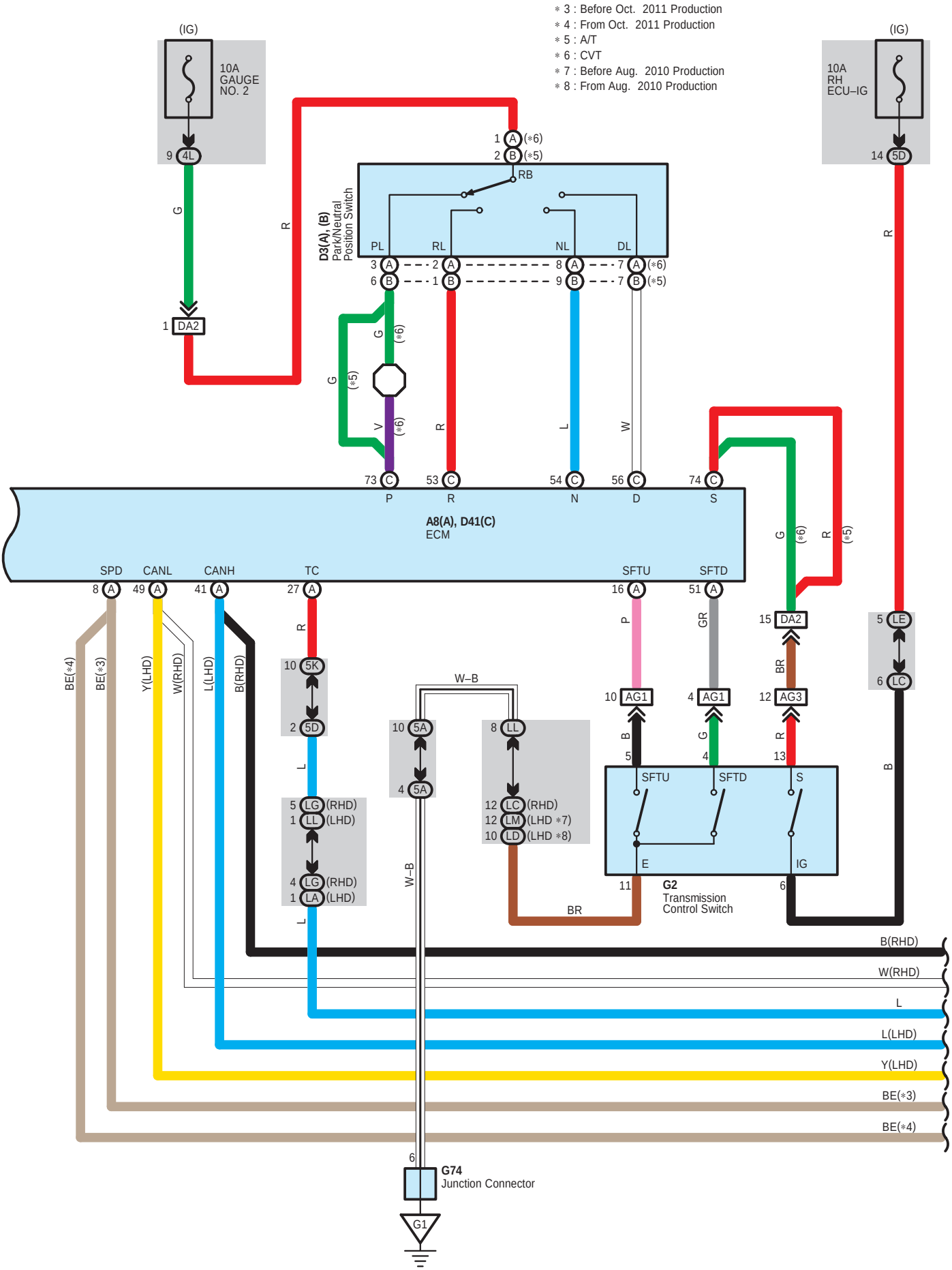
∗ 3 : Before Oct. 2011 Production
∗ 4 : From Oct. 2011 Production
∗ 5 : A/T
∗ 6 : CVT
∗ 7 : Before Aug. 2010 Production
∗ 8 : From Aug. 2010 Production
(IG)
10A GAUGE NO. 2
9 4L
1 DA2
G
R
(IG)
10A RH ECU–IG
14 5D
R
1 A (∗6)
2 B (∗5)
RB
D3(A), (B) Park/Neutral Position Switch
PL
RL
NL
DL
3 A
6 B
2 A
1 B
8 A
9 B
7 A (∗6)
7 B (∗5)
G (∗6)
G (∗5)
V (∗6)
R
L
W
73 C
53 C
54 C
56 C
74 C
P
R
N
D
S
A8(A), D41(C)
ECM
SPD
CANL
CANH
TC
SFTU
SFTD
8 A
49 A
41 A
27 A
16 A
51 A
G (∗6)
R (∗5)
15 DA2
5 LE
6 LC
BR
B
BE(∗4)
BE(∗3)
Y(LHD)
W(RHD)
L(LHD)
B(RHD)
R
10 5K
2 5D
L
5 LG (RHD)
1 LL (LHD)
4 LG (RHD)
1 LA (LHD)
L
W–B
10 5A
4 5A
W–B
8 LL
12 LC (RHD)
12 LM (LHD ∗7)
10 LD (LHD ∗8)
BR
10 AG1
4 AG1
12 AG3
B
G
R
5
4
13
SFTU
SFTD
S
E
IG
11
6
G2
Transmission Control Switch
B
B(RHD)
W(RHD)
L
L(LHD)
Y(LHD)
BE(∗3)
BE(∗4)
6
G74
Junction Connector
G1

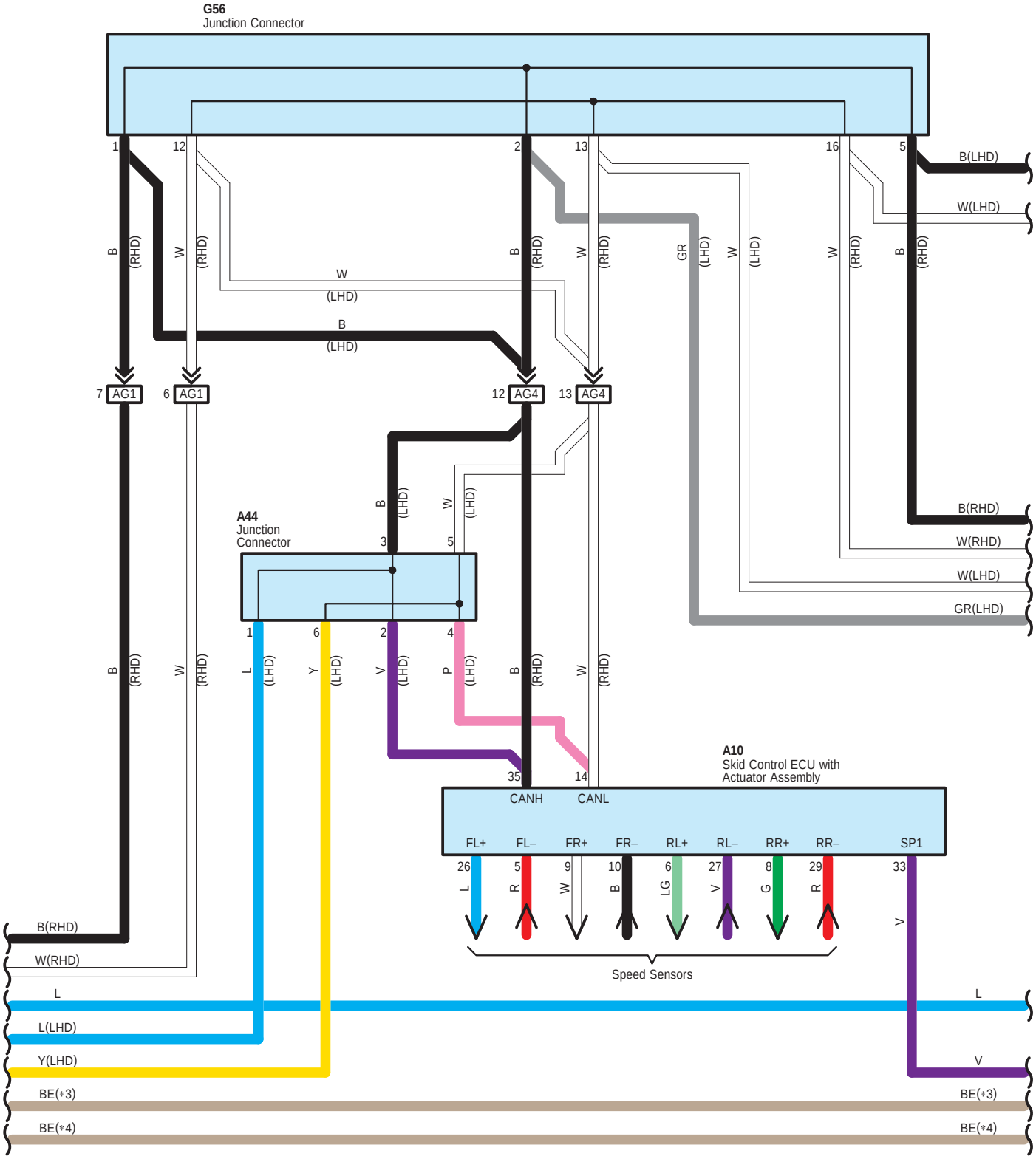
G56
Junction Connector
1
12
2
13
16
5
B(LHD)
W(LHD)
B (RHD)
W (RHD)
B (RHD)
W (RHD)
GR (LHD)
W (LHD)
W (RHD)
B (RHD)
W
(LHD)
B
(LHD)
7 AG1
6 AG1
12 AG4
13 AG4
B (LHD)
W (LHD)
A44
Junction
Connector
3
5
B(RHD)
W(RHD)
W(LHD)
GR(LHD)
1
6
2
4
B (RHD)
W (RHD)
L (LHD)
Y (LHD)
V (LHD)
P (LHD)
B (RHD)
W (RHD)
A10
Skid Control ECU with
Actuator Assembly
35
14
CANH
CANL
FL+
FL–
FR+
FR–
RL+
RL–
RR+
RR–
SP1
26
5
9
10
6
27
8
29
33
L
R
W
B
LG
V
G
R
V
Speed Sensors
B(RHD)
W(RHD)
L
L(LHD)
Y(LHD)
BE(*3)
BE(*4)
L
V
BE(*3)
BE(*4)

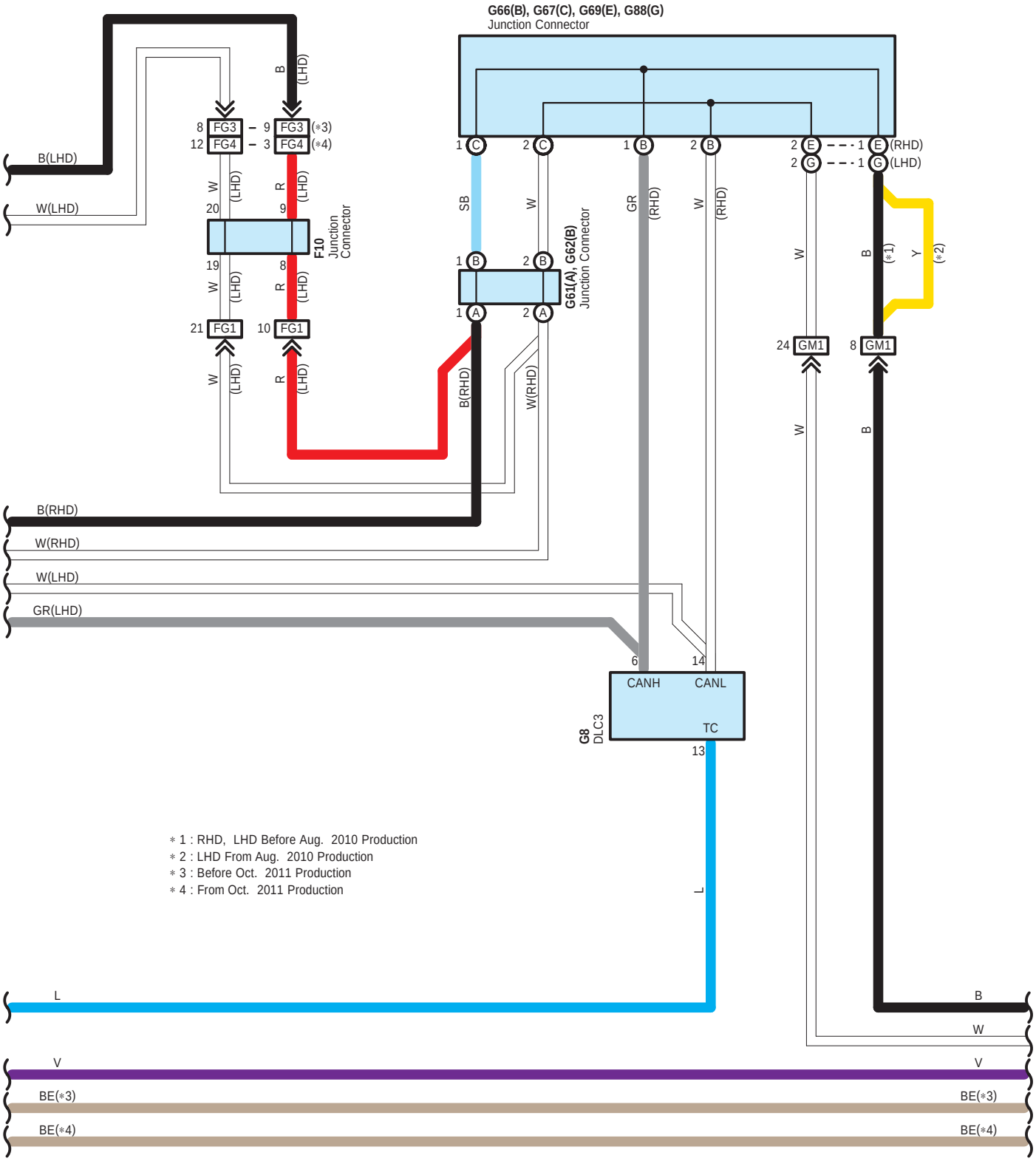
G66(B), G67(C), G69(E), G88(G)
Junction Connector
B(LHD)
W(LHD)
B(RHD)
W(RHD)
W(LHD)
GR(LHD)
FG3
FG4
FG1
(*3)
(*4)
F10
Junction Connector
G61(A), G62(B)
Junction Connector
GM1
(*1)
(*2)
(RHD)
(LHD)
CANH
CANL
TC
G8
DLC3
L
V
BE(*3)
BE(*4)
* 1 : RHD, LHD Before Aug. 2010 Production
* 2 : LHD From Aug. 2010 Production
* 3 : Before Oct. 2011 Production
* 4 : From Oct. 2011 Production

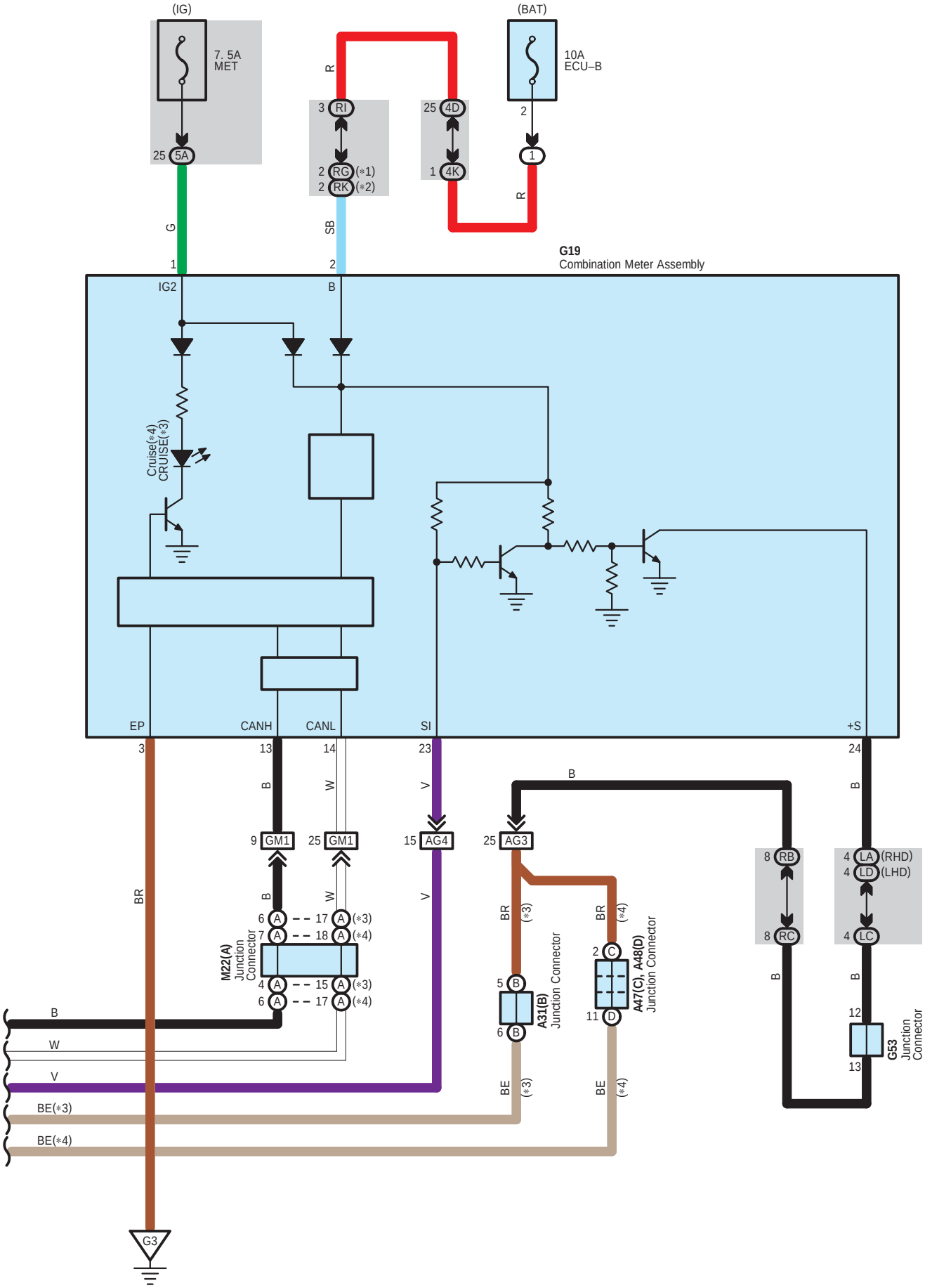
(IG)
7. 5A
MET
25 5A
G
1
(BAT)
10A
ECU–B
2
1
R
3 RI
2 RG (*1)
2 RK (*2)
SB
2
25 4D
1 4K
R
G19
Combination Meter Assembly
IG2
B
Cruise(*4)
CRUISE(*3)
EP
CANH
CANL
SI
+S
3
13
14
23
24
B
W
V
B
9 GM1
25 GM1
15 AG4
25 AG3
8 RB
8 RC
4 LA (RHD)
4 LD (LHD)
4 LC
BR
B
W
V
6 A
7 A
17 A (*3)
18 A (*4)
M22(A)
Junction
Connector
4 A
6 A
15 A (*3)
17 A (*4)
BR (*3)
BR (*4)
5 B
6 B
A31(B)
Junction Connector
2 C
11 D
A47(C), A48(D)
Junction Connector
12
13
G53
Junction
Connector
B
W
V
BE(*3)
BE(*4)
BE (*3)
BE (*4)
G3

A 1
White

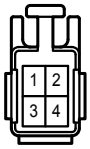

A 3
Black



A 8
Black

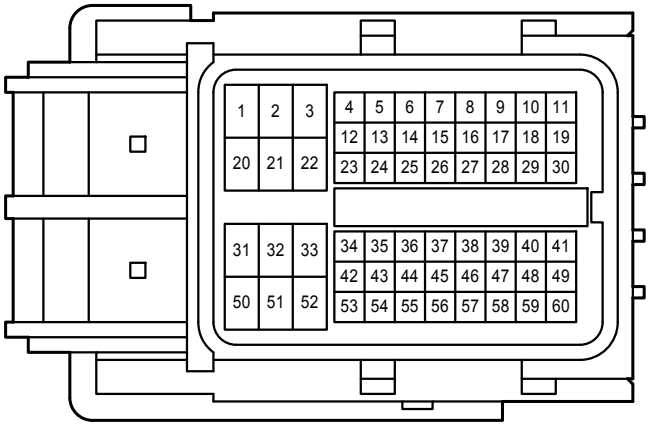

A 10
Black

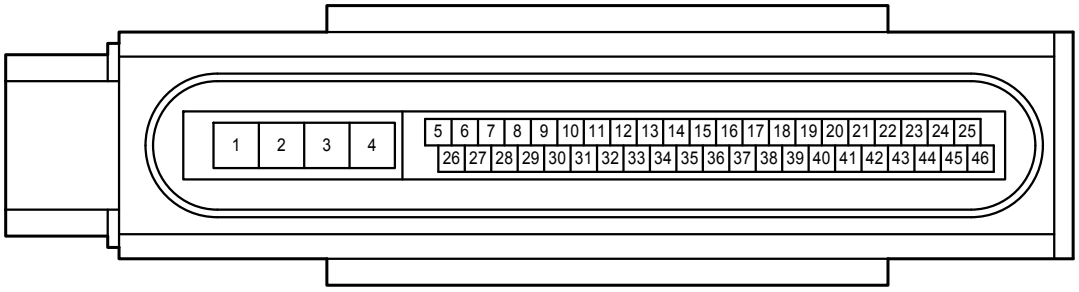

A 30
Black



A 31
Black



A 44
Gray

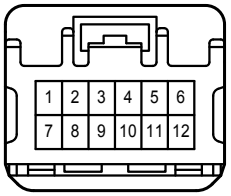

(Before Oct. 2011 Production)

A 44
Black

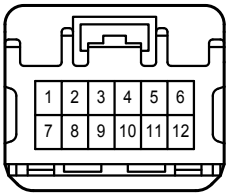

(From Oct. 2011 Production)

A 47
Black

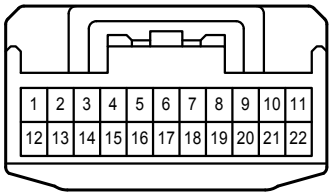

A 48
Black

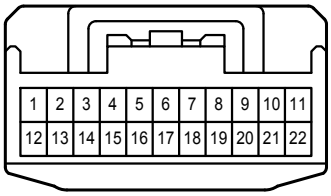

D 3
Gray

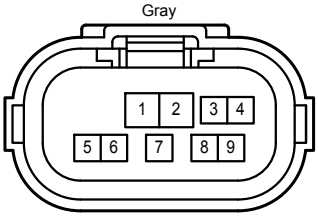

D 26
Black

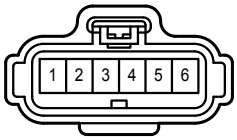

D 41
Black

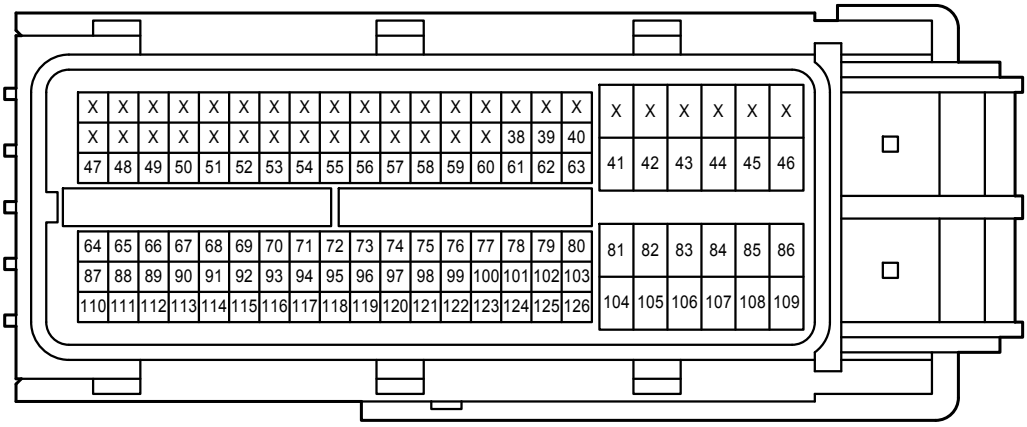

D 59
Gray

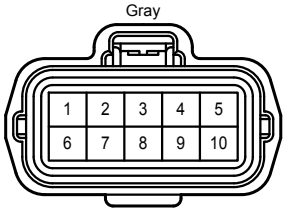

D 66
Gray

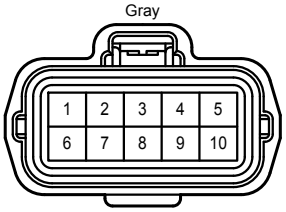

F 10
Black

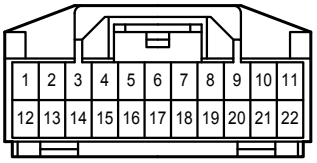

G 2
White

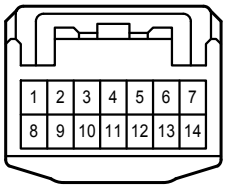

G 3
Black



G 8
White

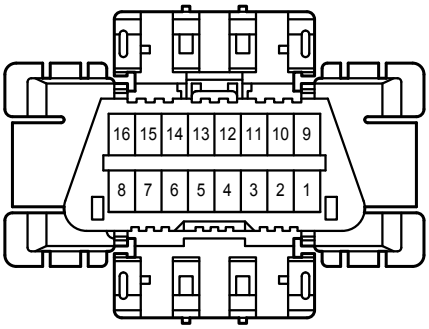

G 19
White

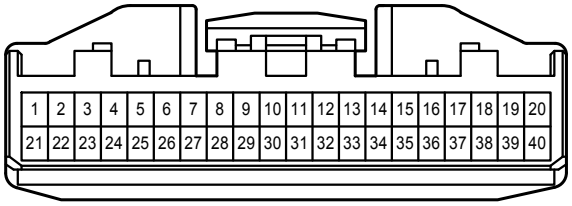

G 53
Black

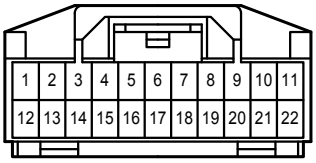

G 56
Gray

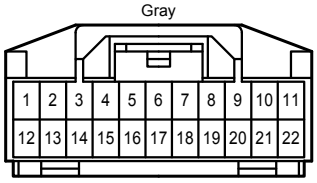

G 61
Brown

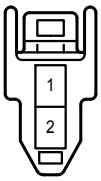

G 62
Brown

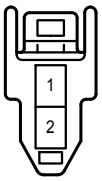

G 66
White

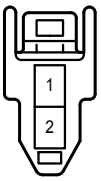

G 67
White

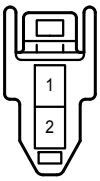

G 69
Black

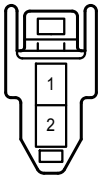

G 74
White

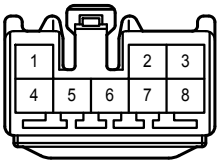

G 88
White

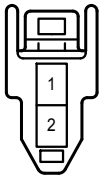

M 22
Black

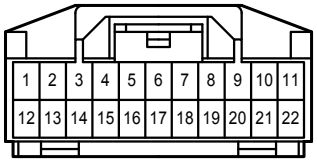

z 6
White

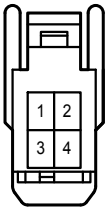

4D
White

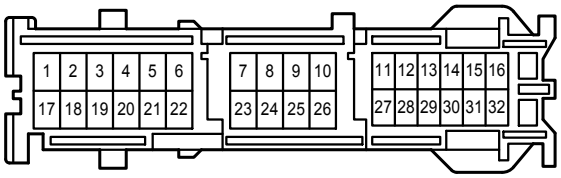

4K
Gray

4L
Gray

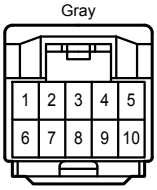

5A
White

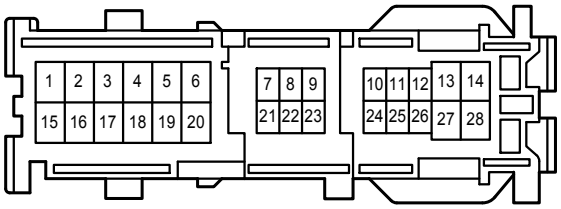

5D
White

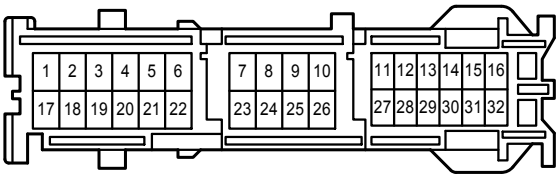

5K
Gray

5L
Gray

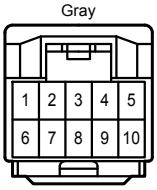

LA
White

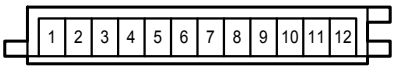

LC
White

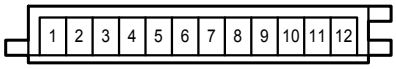

LD
Gray

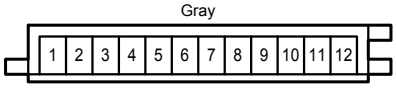

LE
White

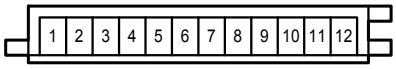

LG
White

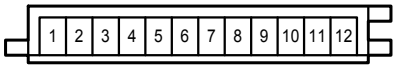

LL
Gray

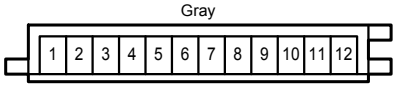

LM
White

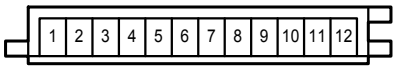

RB
Gray

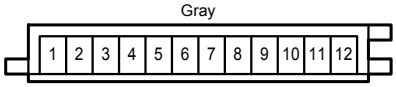

RC
White

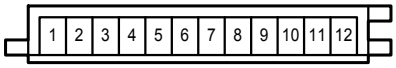

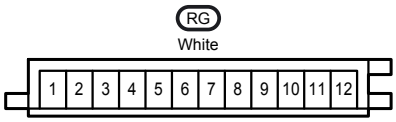
RG
White
1 2 3 4 5 6 7 8 9 10 11 12

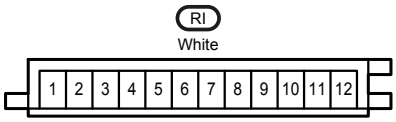
RI
White
1 2 3 4 5 6 7 8 9 10 11 12

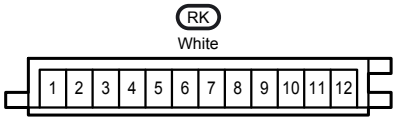
RK
White
1 2 3 4 5 6 7 8 9 10 11 12

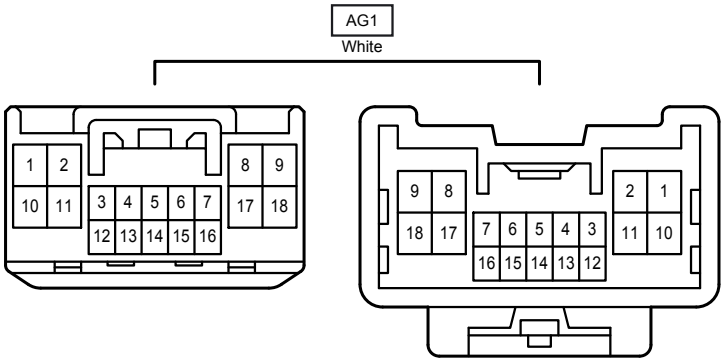
AG1
White
1 2 10 11 3 4 5 6 7 12 13 14 15 16 8 9 17 18
9 8 18 17 7 6 5 4 3 16 15 14 13 12 2 1 11 10

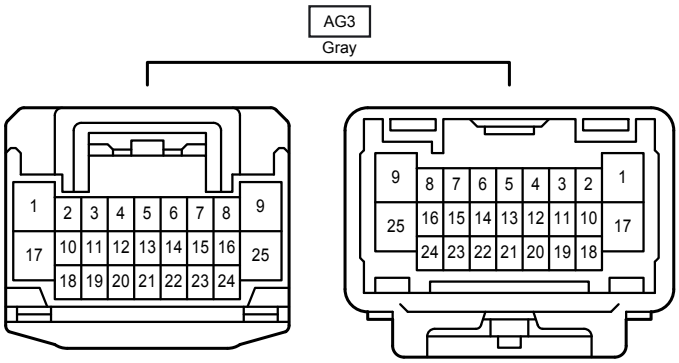
AG3
Gray
1 2 3 4 5 6 7 8 9 17 10 11 12 13 14 15 16 25 18 19 20 21 22 23 24
9 8 7 6 5 4 3 2 1 25 16 15 14 13 12 11 10 17 24 23 22 21 20 19 18

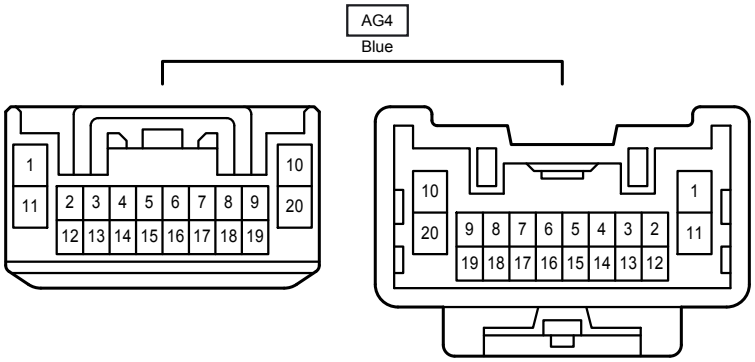
AG4
Blue
1 11 2 3 4 5 6 7 8 9 10 20 12 13 14 15 16 17 18 19
10 20 9 8 7 6 5 4 3 2 1 11 19 18 17 16 15 14 13 12

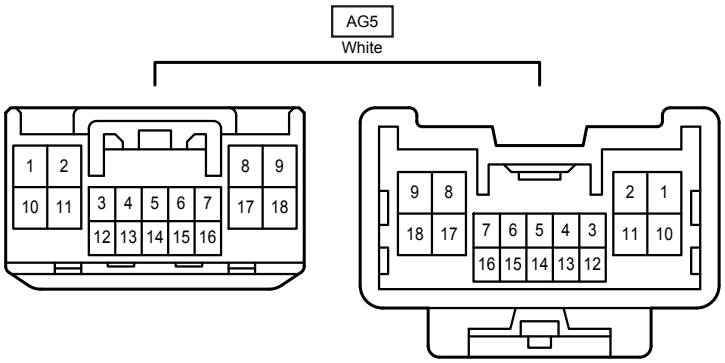
AG5
White
1 2 10 11 3 4 5 6 7 12 13 14 15 16 8 9 17 18
9 8 18 17 7 6 5 4 3 16 15 14 13 12 2 1 11 10

DA2
White

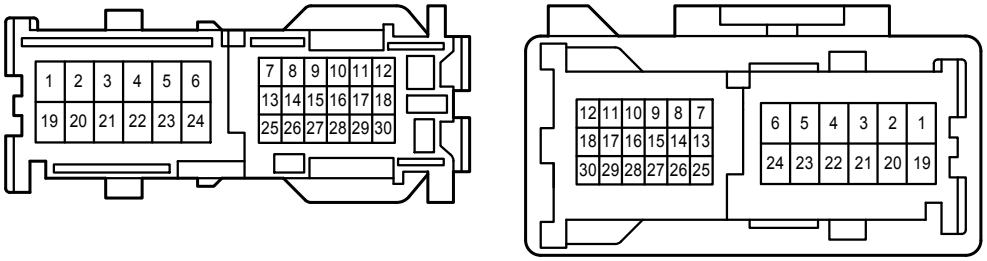

FG1
Blue

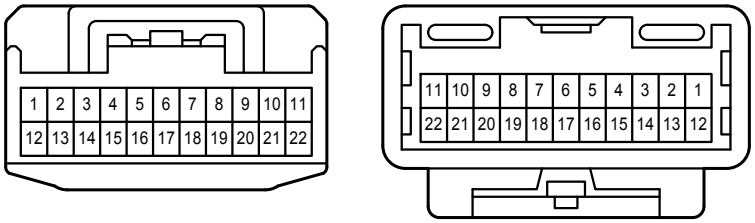

FG3
White

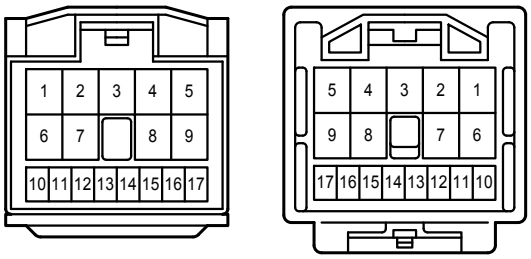

FG4
Gray

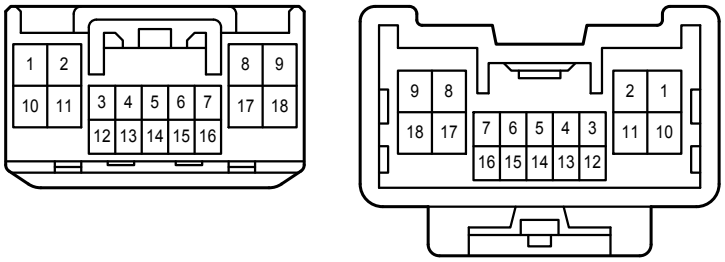
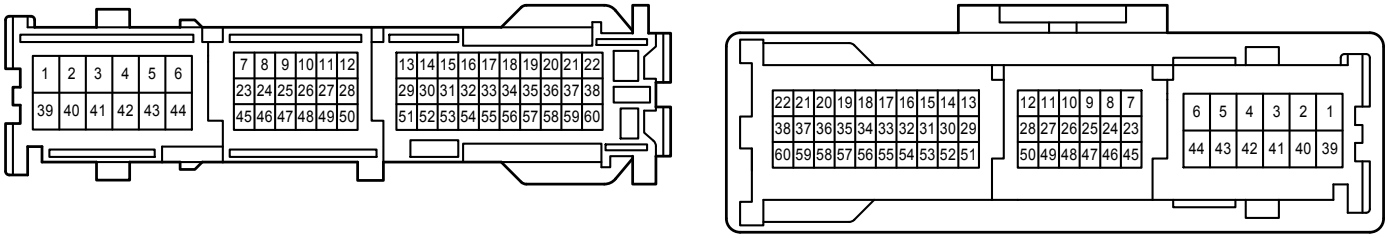
GM1
White