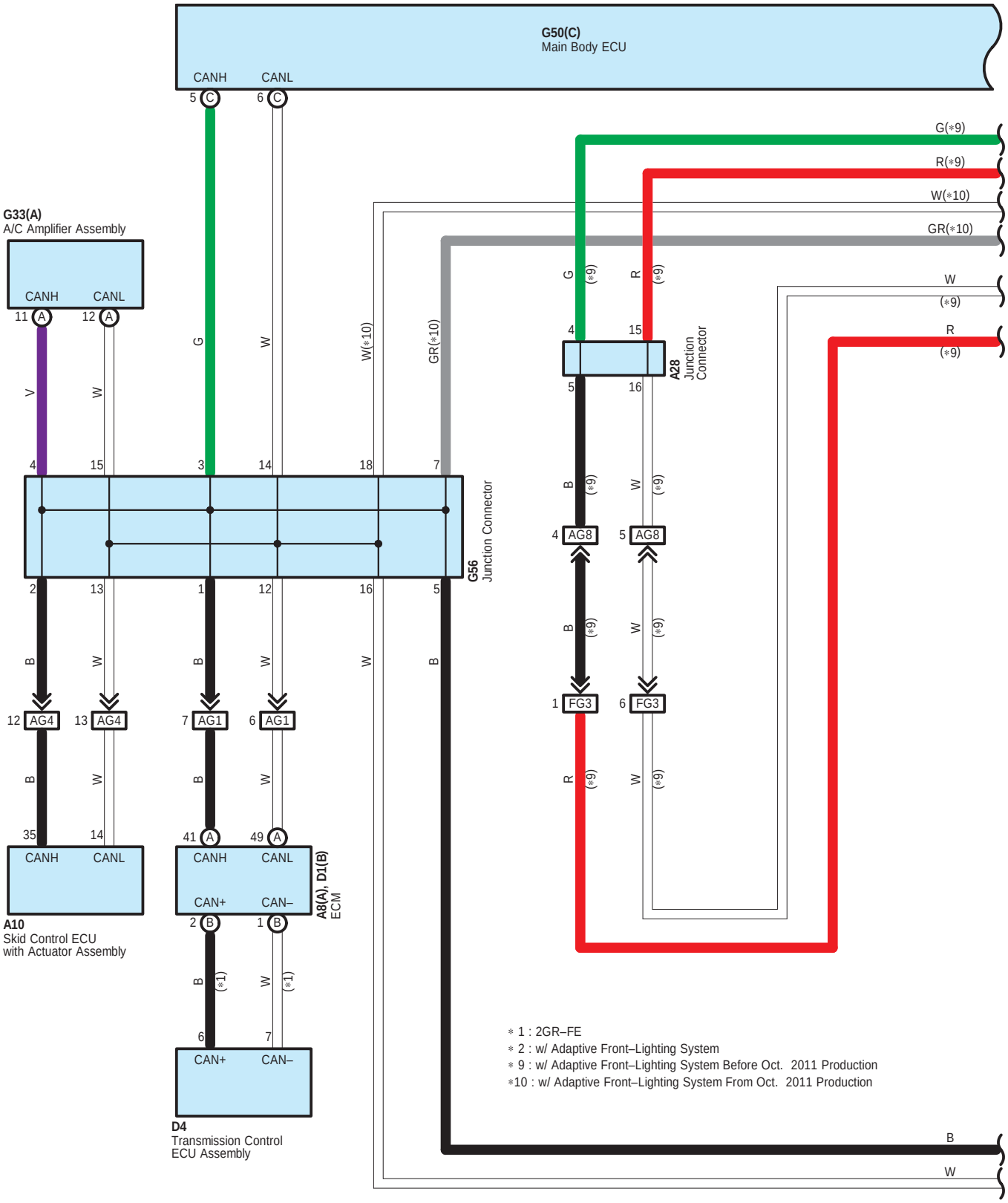
G50(C)
Main Body ECU
CANH
CANL
G33(A)
A/C Amplifier Assembly
A10
Skid Control ECU
with Actuator Assembly
A8(A), D1(B)
ECM
CAN+
CAN–
D4
Transmission Control
ECU Assembly
G56
Junction Connector
A28
Junction
Connector
AG4
AG1
AG8
FG3
G(∗9)
R(∗9)
W(∗10)
GR(∗10)
W
(∗9)
R
(∗9)
B
W
∗ 1 : 2GR–FE
∗ 2 : w/ Adaptive Front–Lighting System
∗ 9 : w/ Adaptive Front–Lighting System Before Oct. 2011 Production
∗10 : w/ Adaptive Front–Lighting System From Oct. 2011 Production

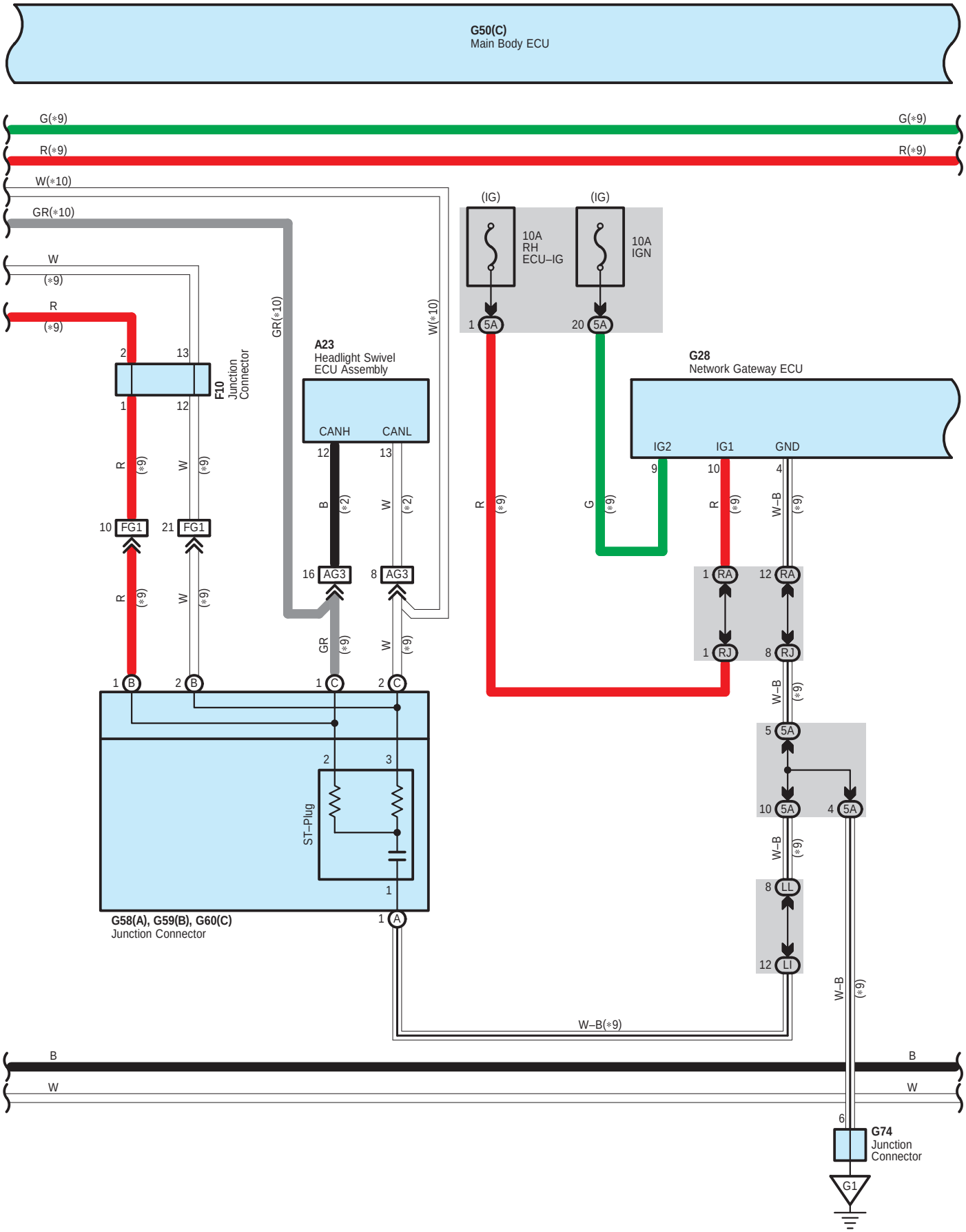
G50(C)
Main Body ECU
G(*9)
R(*9)
W(*10)
GR(*10)
W
(*9)
R
(*9)
F10
Junction
Connector
A23
Headlight Swivel
ECU Assembly
CANH
CANL
FG1
AG3
(IG)
10A
RH
ECU–IG
10A
IGN
5A
G28
Network Gateway ECU
IG2
IG1
GND
RA
RJ
LL
LI
ST–Plug
G58(A), G59(B), G60(C)
Junction Connector
W–B(*9)
B
W
G74
Junction
Connector
G1

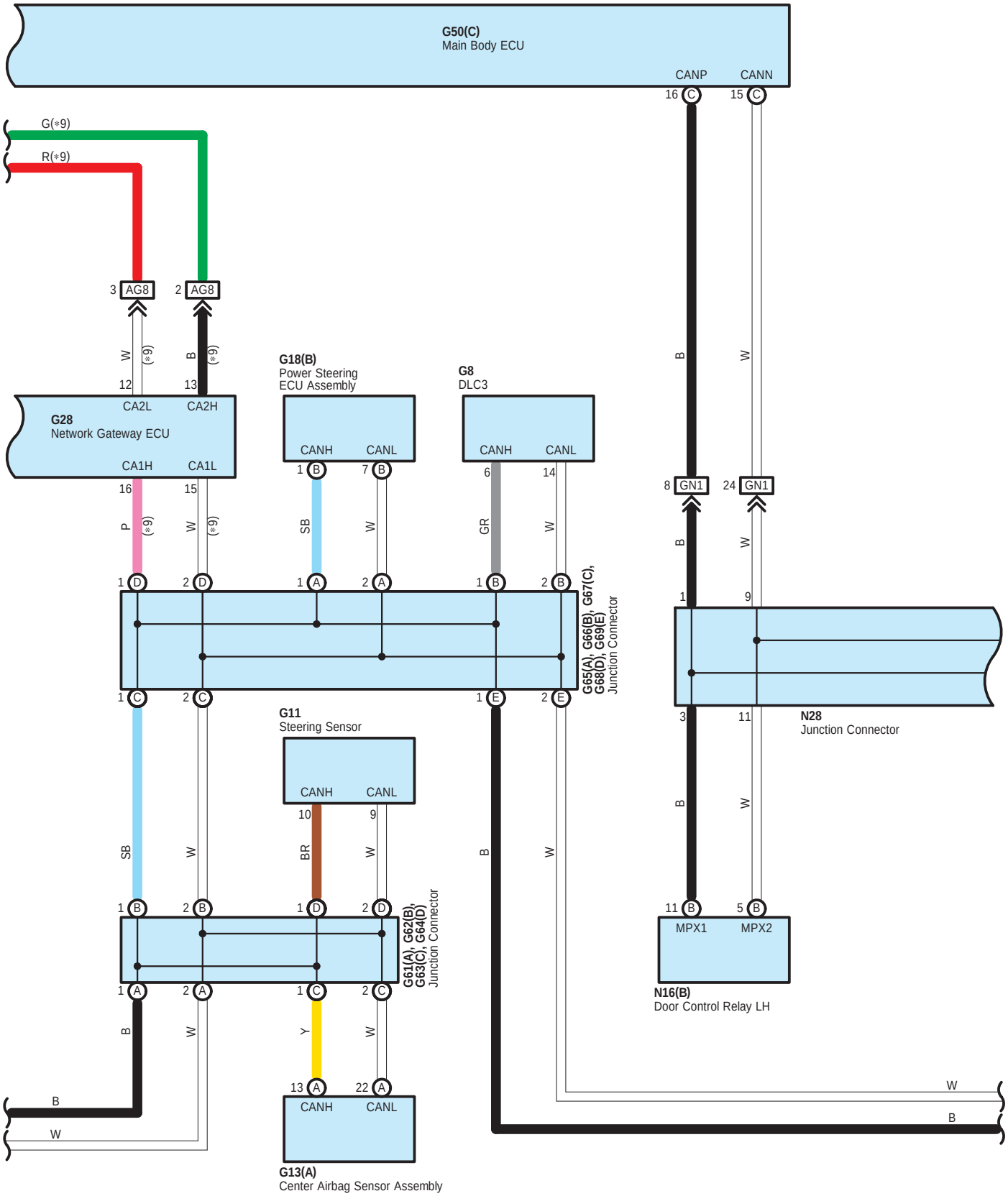
G50(C)
Main Body ECU
CANP
CANN
16 C
15 C
G(*9)
R(*9)
3 AG8
2 AG8
W
(*9)
B
(*9)
12
13
CA2L
CA2H
G28
Network Gateway ECU
CA1H
CA1L
16
15
P
(*9)
W
(*9)
G18(B)
Power Steering
ECU Assembly
CANH
CANL
1 B
7 B
SB
W
G8
DLC3
CANH
CANL
6
14
GR
W
B
W
8 GN1
24 GN1
B
W
1 D
2 D
1 A
2 A
1 B
2 B
G65(A), G66(B), G67(C),
G68(D), G69(E)
Junction Connector
1
9
1 C
2 C
1 E
2 E
3
11
N28
Junction Connector
G11
Steering Sensor
CANH
CANL
10
9
SB
W
BR
W
B
W
B
W
1 B
2 B
1 D
2 D
G61(A), G62(B),
G63(C), G64(D)
Junction Connector
11 B
5 B
MPX1
MPX2
N16(B)
Door Control Relay LH
1 A
2 A
1 C
2 C
B
W
Y
W
13 A
22 A
CANH
CANL
G13(A)
Center Airbag Sensor Assembly
B
W
W
B

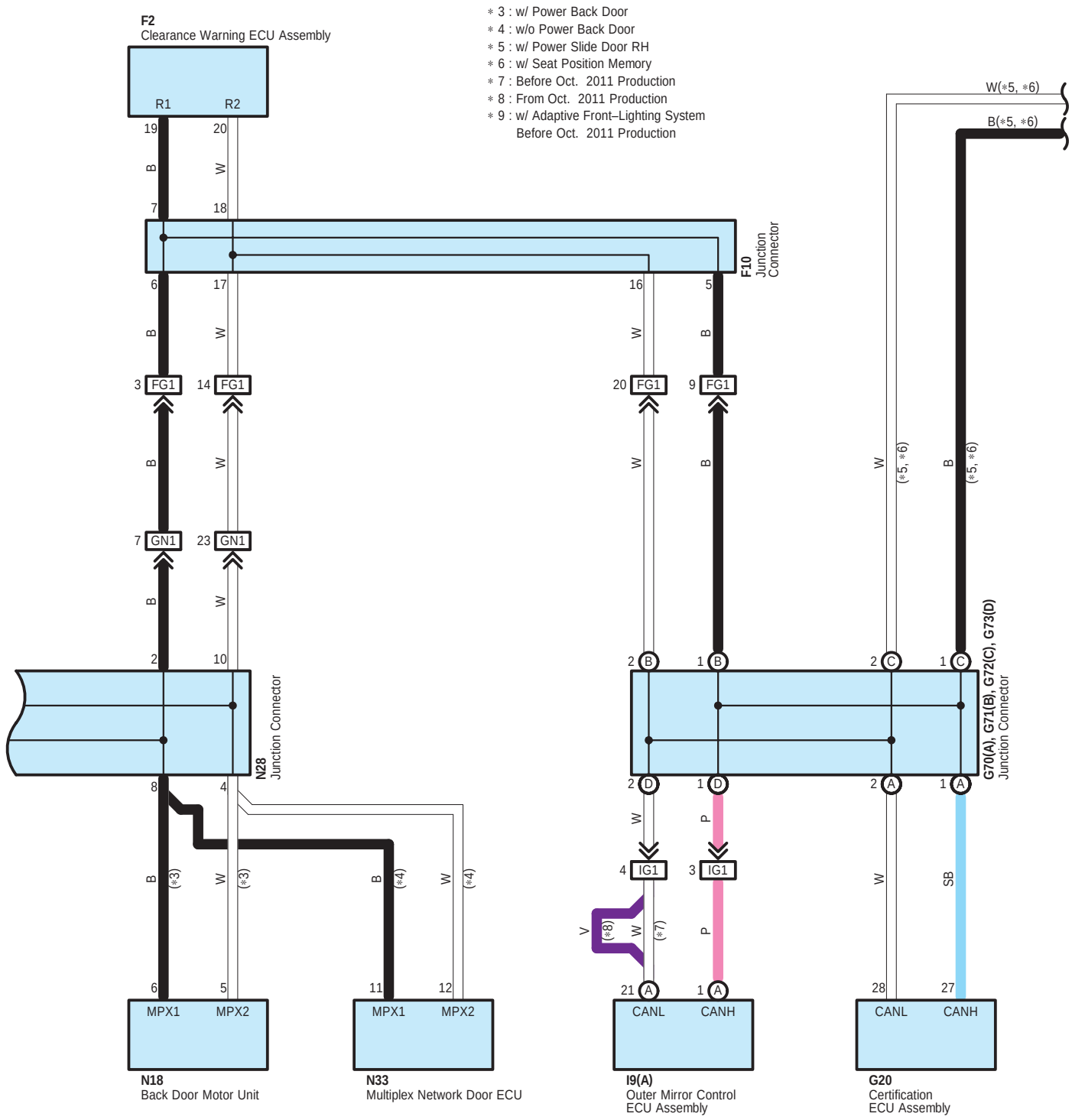
∗ 3 : w/ Power Back Door
∗ 4 : w/o Power Back Door
∗ 5 : w/ Power Slide Door RH
∗ 6 : w/ Seat Position Memory
∗ 7 : Before Oct. 2011 Production
∗ 8 : From Oct. 2011 Production
∗ 9 : w/ Adaptive Front–Lighting System
Before Oct. 2011 Production
F2
Clearance Warning ECU Assembly
R1
R2
F10
Junction Connector
N28
Junction Connector
G70(A), G71(B), G72(C), G73(D)
Junction Connector
W(∗5, ∗6)
B(∗5, ∗6)
FG1
GN1
IG1
MPX1
MPX2
CANL
CANH
N18
Back Door Motor Unit
N33
Multiplex Network Door ECU
I9(A)
Outer Mirror Control
ECU Assembly
G20
Certification
ECU Assembly

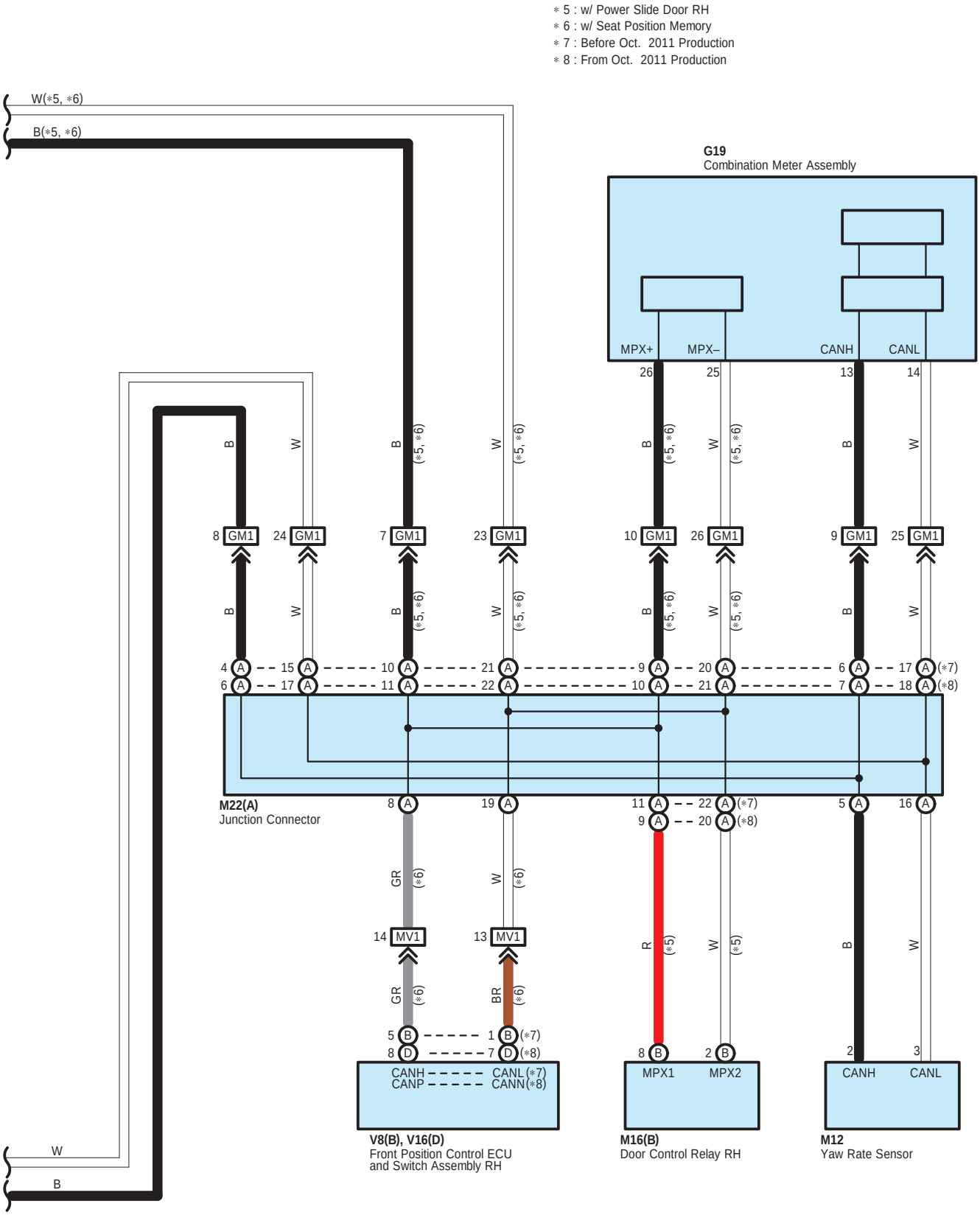
∗ 5 : w/ Power Slide Door RH
∗ 6 : w/ Seat Position Memory
∗ 7 : Before Oct. 2011 Production
∗ 8 : From Oct. 2011 Production
W(∗5, ∗6)
B(∗5, ∗6)
G19
Combination Meter Assembly
MPX+
MPX–
CANH
CANL
M22(A)
Junction Connector
V8(B), V16(D)
Front Position Control ECU
and Switch Assembly RH
CANH
CANP
CANL(∗7)
CANN(∗8)
M16(B)
Door Control Relay RH
MPX1
MPX2
M12
Yaw Rate Sensor
CANH
CANL
W
B

A 8
Black

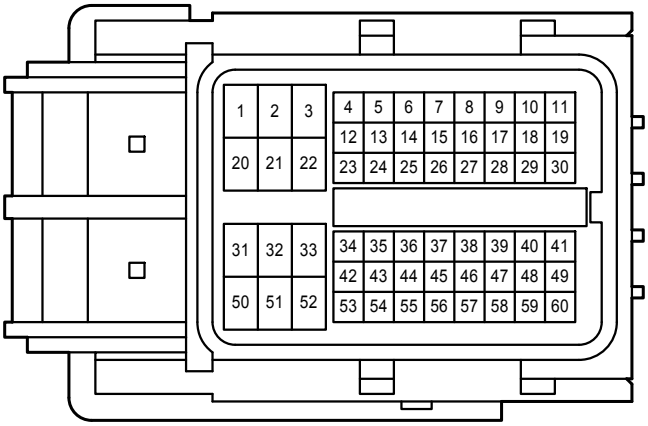

A 10
Black

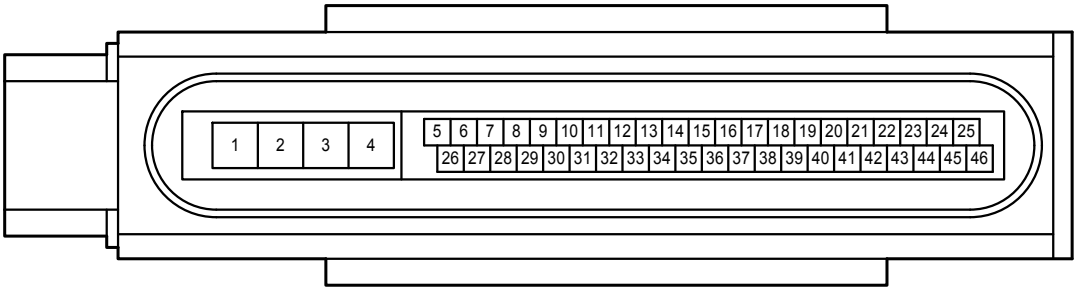

A 23
White

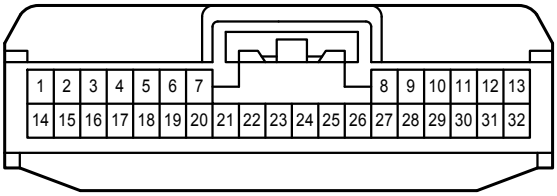

A 28
Gray

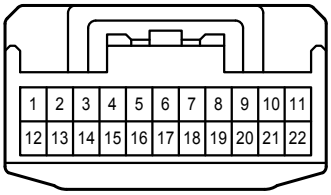

D 1
Black

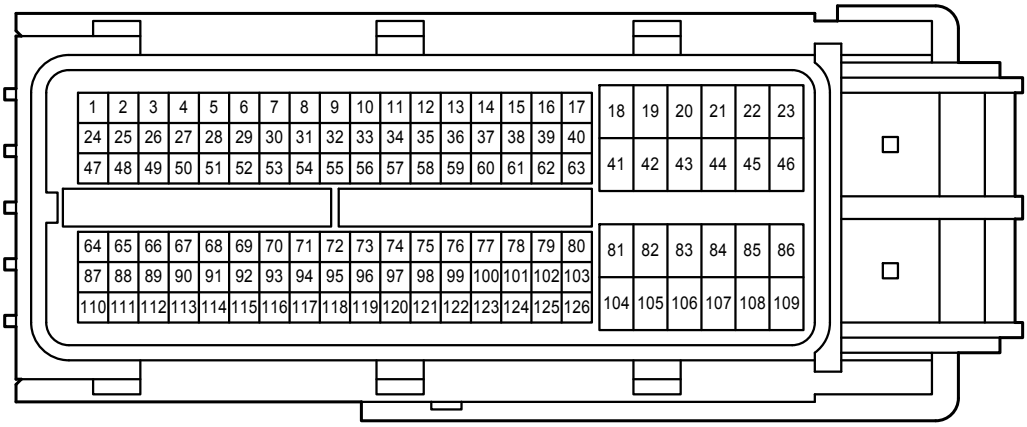

D 4
Black

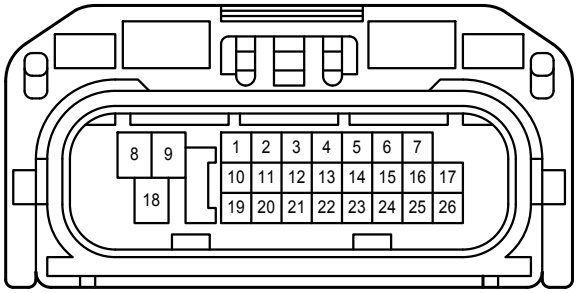

F 2
White

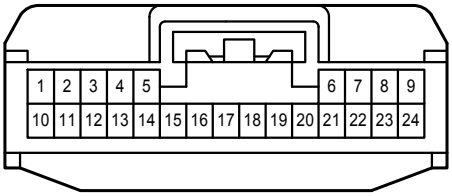

F 10
Black

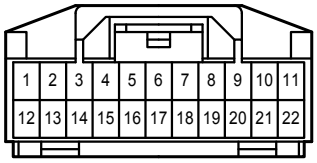

G 8
White

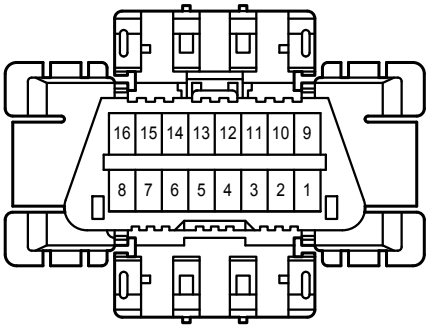

G 11
Gray

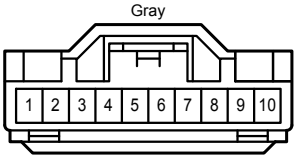

G 13
Yellow

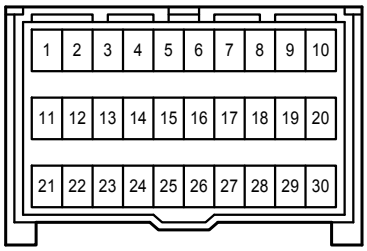

G 18
White

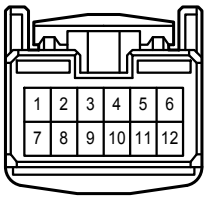

G 19
White

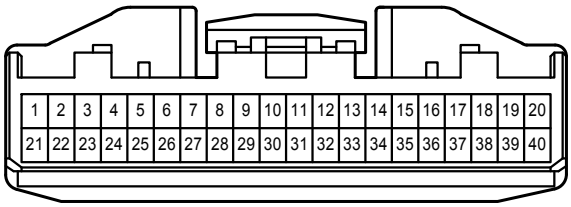

G 20
White

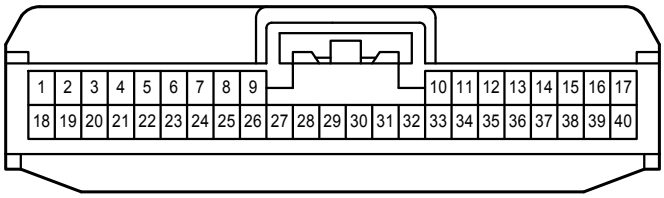

G 28
White

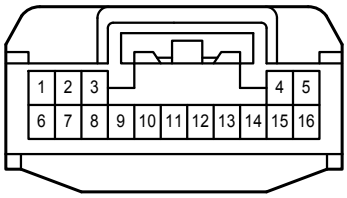

G 33
White

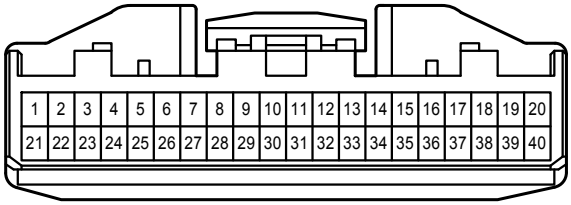

G 50
White

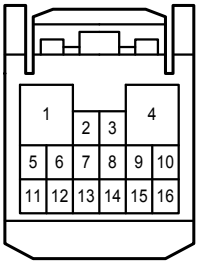

G 56
Gray

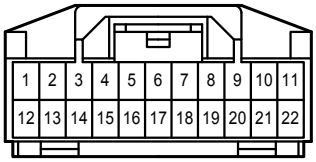

G 58
White

G 59
White

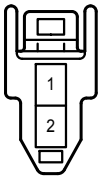

G 60
Black

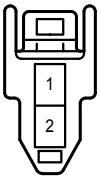

G 61
Brown

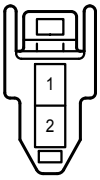

G 62
Brown

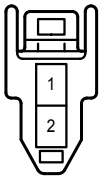

G 63
Brown

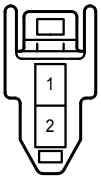

G 64
Gray

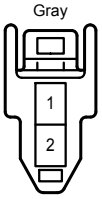

G 65
White

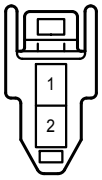

G 66
White

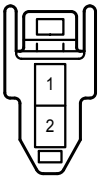

G 67
White

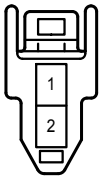

G 68
Black

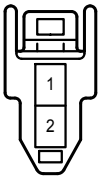

G 69
Black

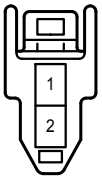

G 70
Gray

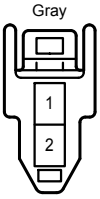

G 71
Gray

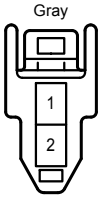

G 72
Brown

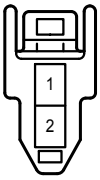

G 73
Brown

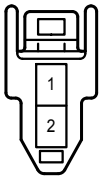

G 74
White

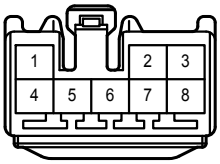

I 9
White

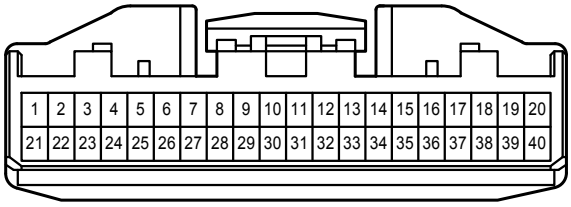

M 12
Black



M 16
White

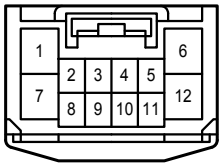

M 22
Black

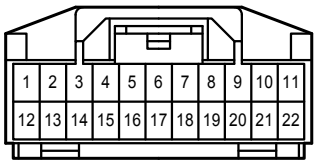

N 16
White

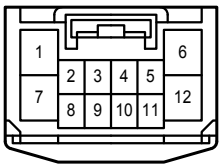

N 18
White

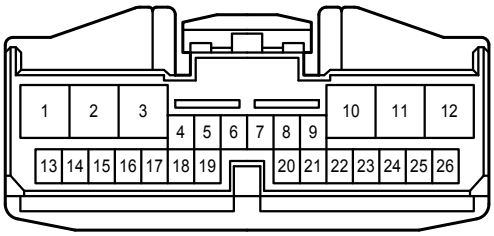

N 28
White

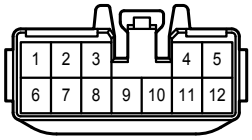

N 33
White

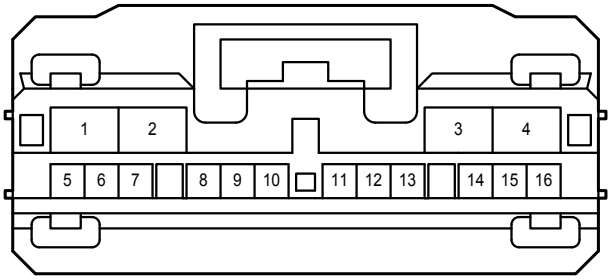

V 8
White



V 16
White

5A
White

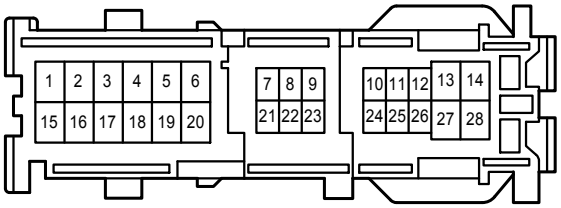

LI
White

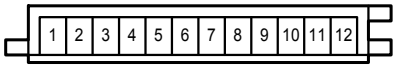

LL
Gray

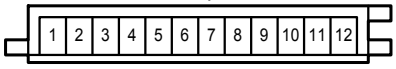

RA
White

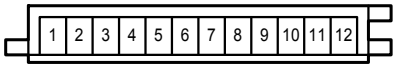

RJ
Gray

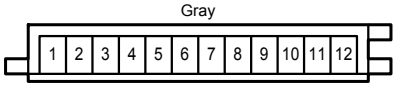

AG1
White

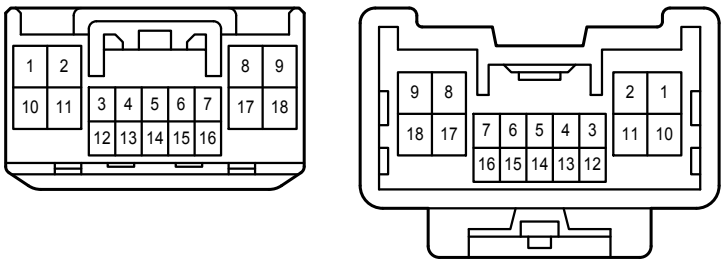

AG3
Gray

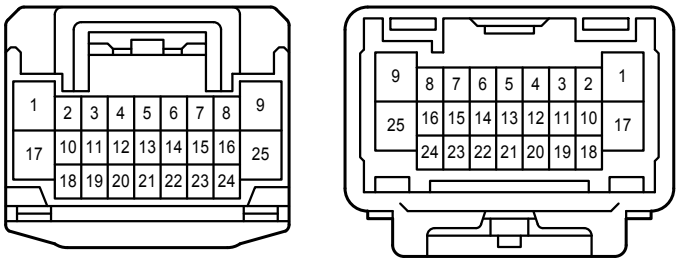

AG4
Blue

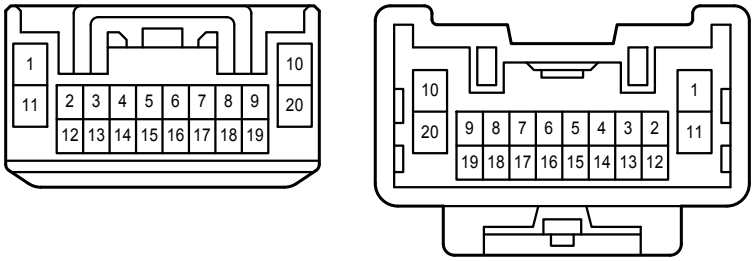

AG8
Blue

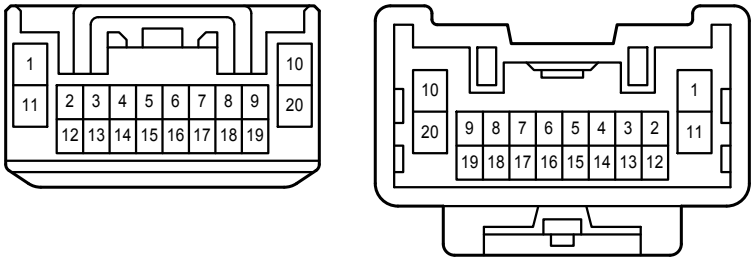

FG1
Blue

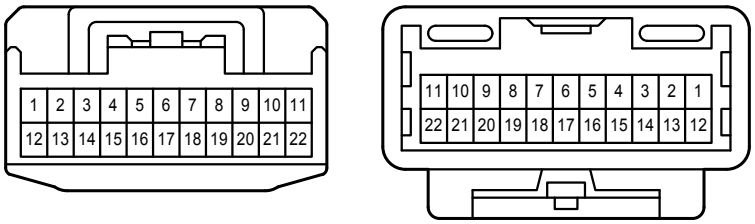

FG3
White

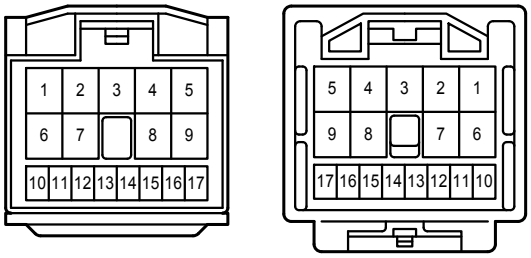

GM1
White

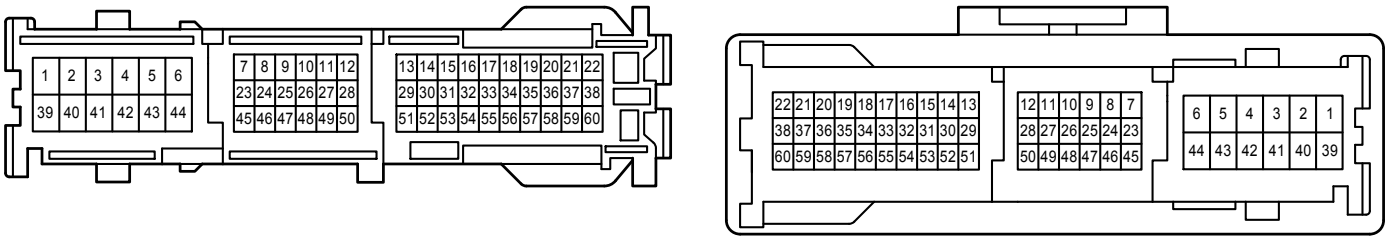

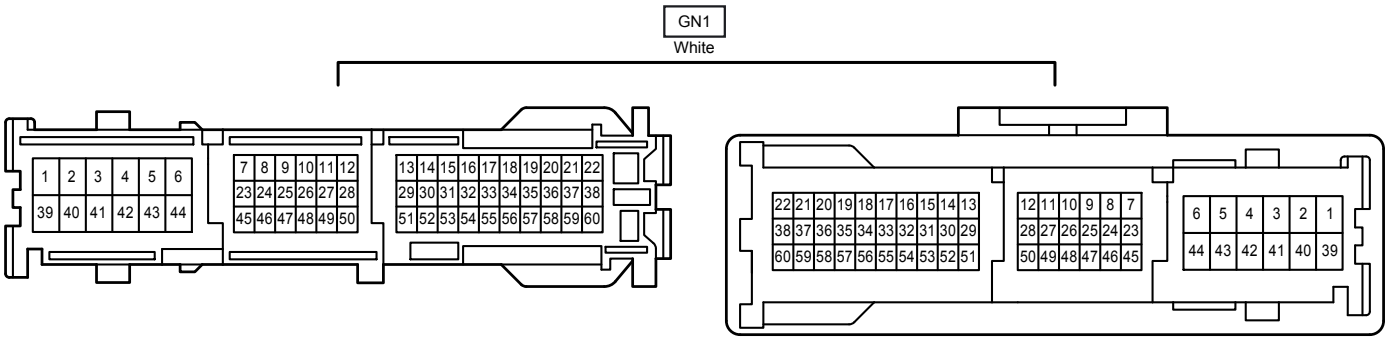
GN1
White
1 2 3 4 5 6
39 40 41 42 43 44
7 8 9 10 11 12
23 24 25 26 27 28
45 46 47 48 49 50
13 14 15 16 17 18 19 20 21 22
29 30 31 32 33 34 35 36 37 38
51 52 53 54 55 56 57 58 59 60
22 21 20 19 18 17 16 15 14 13
38 37 36 35 34 33 32 31 30 29
60 59 58 57 56 55 54 53 52 51
12 11 10 9 8 7
28 27 26 25 24 23
50 49 48 47 46 45
6 5 4 3 2 1
44 43 42 41 40 39

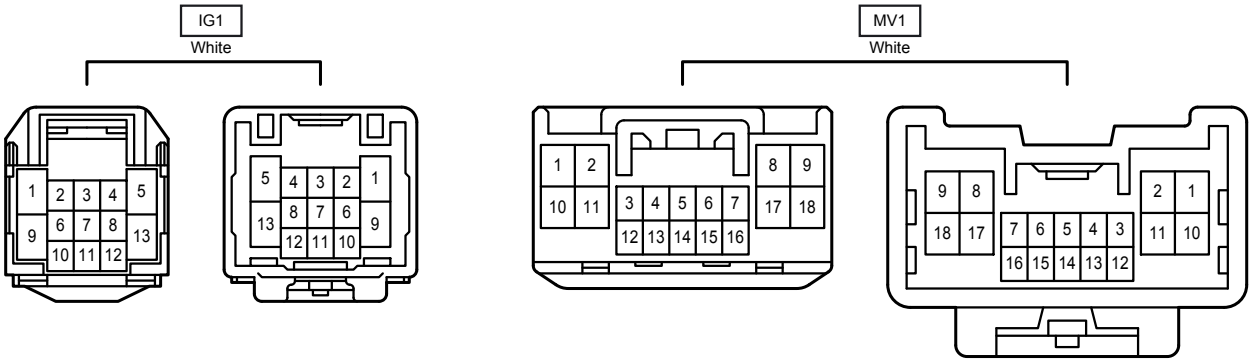
IG1
White
1 2 3 4 5
9 6 7 8 13
10 11 12
5 4 3 2 1
13 8 7 6 9
12 11 10
MV1
White
1 2
10 11
3 4 5 6 7
12 13 14 15 16
8 9
17 18
9 8
18 17
7 6 5 4 3
16 15 14 13 12
2 1
11 10