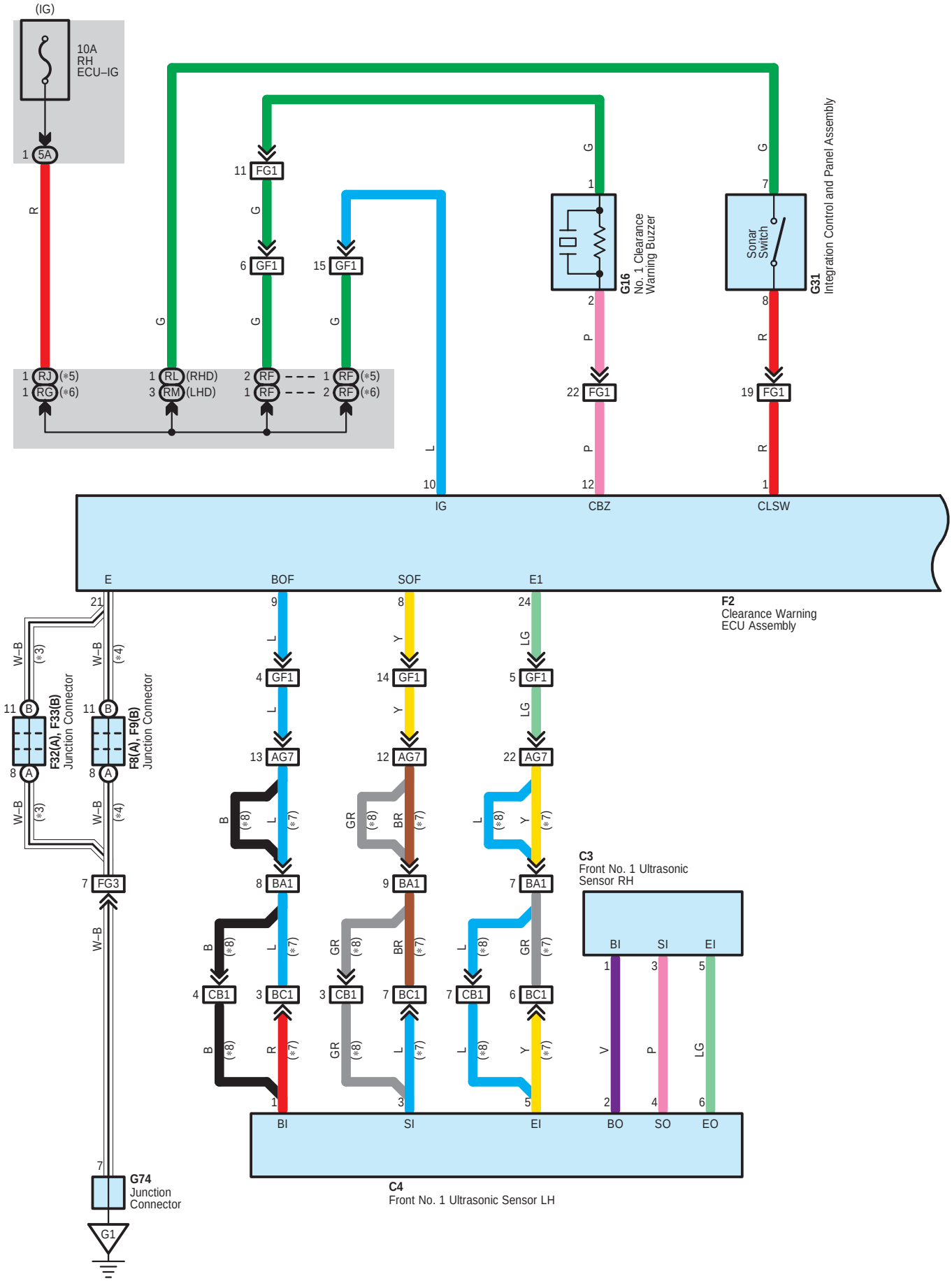
(IG)
10A
RH
ECU–IG
5A
FG1
GF1
G16
No. 1 Clearance
Warning Buzzer
Sonar
Switch
G31
Integration Control and Panel Assembly
RJ (*5)
RG (*6)
RL (RHD)
RM (LHD)
RF (*5)
RF (*6)
IG
CBZ
CLSW
E
BOF
SOF
E1
F2
Clearance Warning
ECU Assembly
F32(A), F33(B)
Junction Connector
F8(A), F9(B)
Junction Connector
FG3
AG7
BA1
CB1
BC1
C3
Front No. 1 Ultrasonic
Sensor RH
BI
SI
EI
BO
SO
EO
C4
Front No. 1 Ultrasonic Sensor LH
G74
Junction
Connector
G1

* 3 : RHD w/ Navigation System
* 4 : Except RHD w/ Navigation System
* 5 : RHD, LHD Before Aug. 2010 Production
* 6 : LHD From Aug. 2010 Production
* 7 : Before Oct. 2011 Production
* 8 : From Oct. 2011 Production

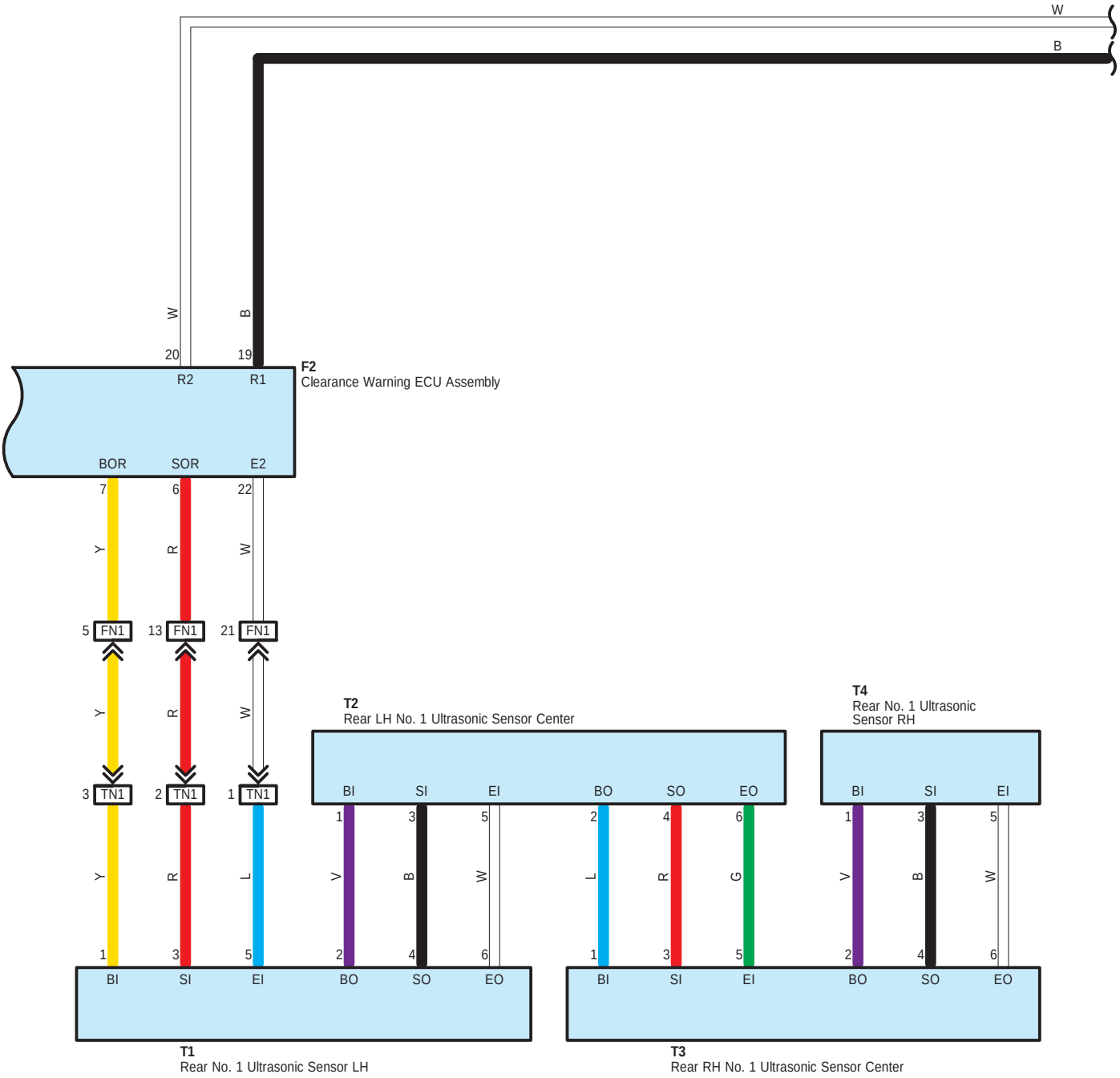

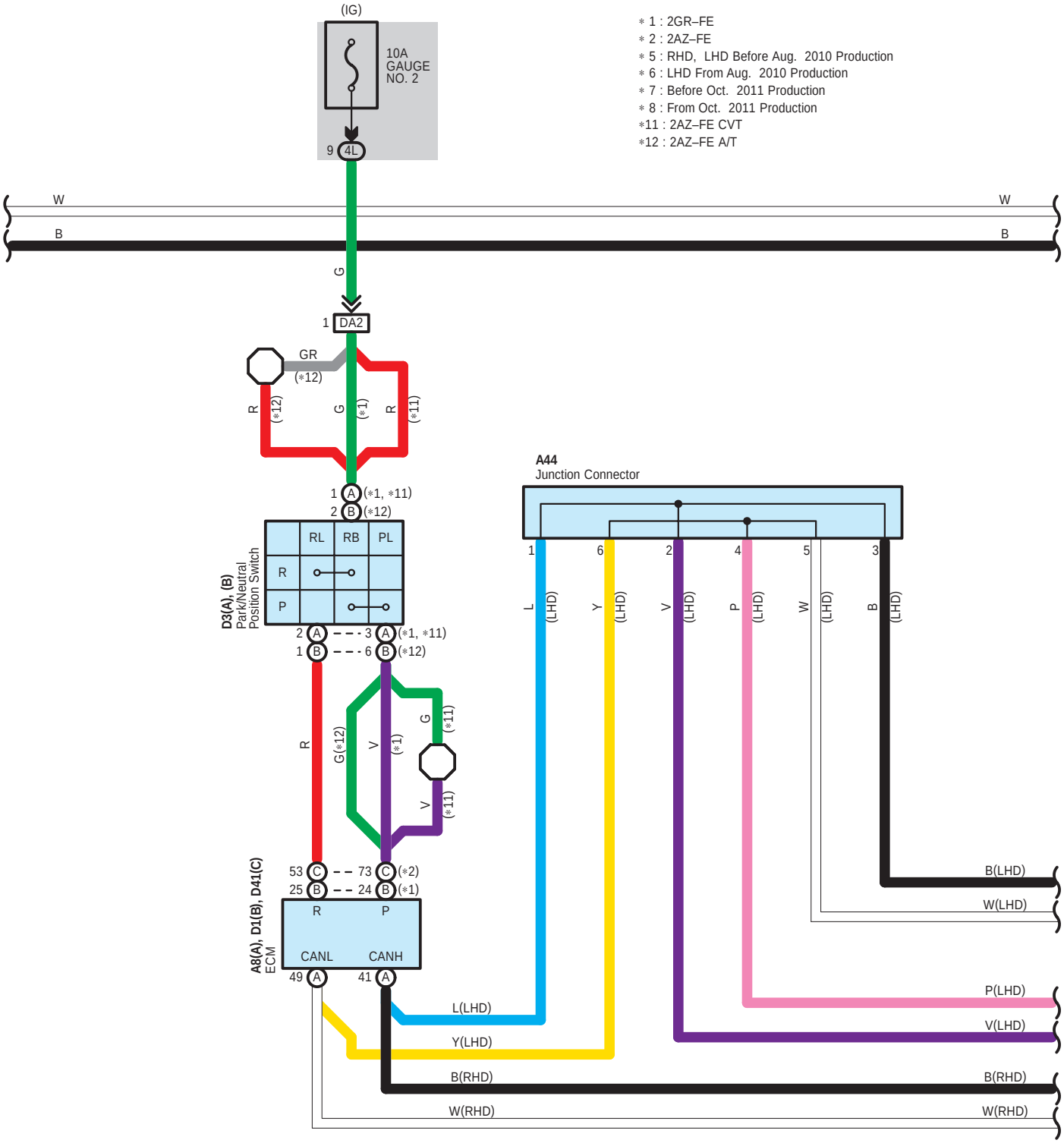
(IG)
10A
GAUGE
NO. 2
9 4L
∗1 : 2GR–FE
∗2 : 2AZ–FE
∗5 : RHD, LHD Before Aug. 2010 Production
∗6 : LHD From Aug. 2010 Production
∗7 : Before Oct. 2011 Production
∗8 : From Oct. 2011 Production
∗11 : 2AZ–FE CVT
∗12 : 2AZ–FE A/T
W
B
G
1 DA2
GR
(∗12)
R
(∗12)
G
(∗1)
R
(∗11)
1 A (∗1, ∗11)
2 B (∗12)
D3(A), (B)
Park/Neutral
Position Switch
RL
RB
PL
R
P
2 A
3 A (∗1, ∗11)
1 B
6 B (∗12)
R
G(∗12)
V
(∗1)
G
(∗11)
V
(∗11)
A8(A), D1(B), D41(C)
ECM
53 C
73 C (∗2)
25 B
24 B (∗1)
R
P
CANL
CANH
49 A
41 A
A44
Junction Connector
1
6
2
4
5
3
L
(LHD)
Y
(LHD)
V
(LHD)
P
(LHD)
W
(LHD)
B
(LHD)
B(LHD)
W(LHD)
P(LHD)
V(LHD)
L(LHD)
Y(LHD)
B(RHD)
W(RHD)
B(RHD)
W(RHD)

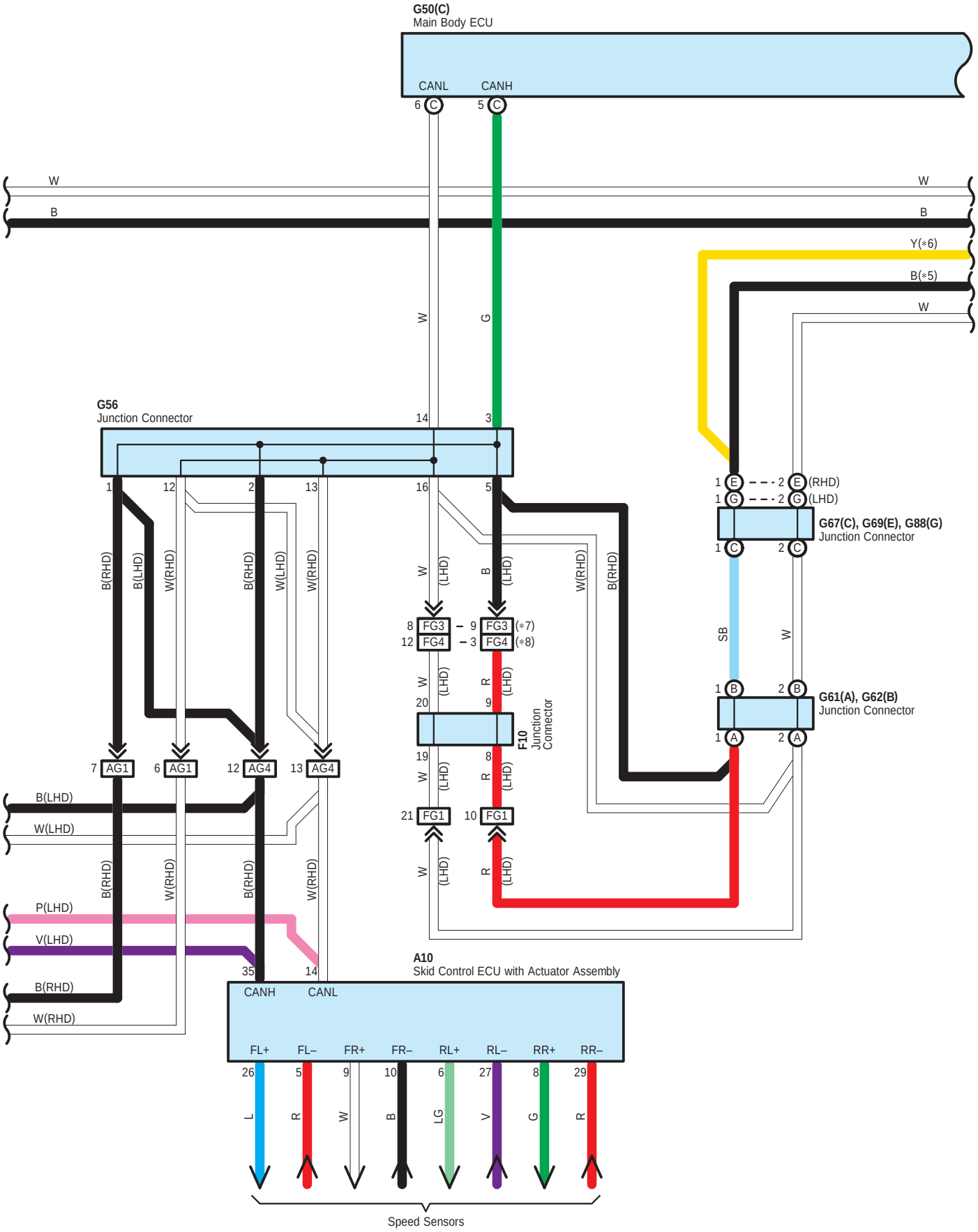
G50(C)
Main Body ECU
CANL
CANH
6 C
5 C
W
B
Y(*6)
B(*5)
W
G56
Junction Connector
14
3
1
12
2
13
16
5
B(RHD)
B(LHD)
W(RHD)
W(LHD)
W(RHD)
B(RHD)
W(LHD)
W(RHD)
W
(LHD)
B
(LHD)
W(RHD)
B(RHD)
1 E 2 E (RHD)
1 G 2 G (LHD)
G67(C), G69(E), G88(G)
Junction Connector
1 C 2 C
SB
W
8 FG3 – 9 FG3 (*7)
12 FG4 – 3 FG4 (*8)
W
(LHD)
R
(LHD)
20
9
F10
Junction
Connector
19
8
W
(LHD)
R
(LHD)
21 FG1
10 FG1
W
(LHD)
R
(LHD)
1 B 2 B
G61(A), G62(B)
Junction Connector
1 A 2 A
7 AG1
6 AG1
12 AG4
13 AG4
B(LHD)
W(LHD)
B(RHD)
W(RHD)
B(RHD)
W(RHD)
P(LHD)
V(LHD)
B(RHD)
W(RHD)
35
14
A10
Skid Control ECU with Actuator Assembly
CANH
CANL
FL+
FL–
FR+
FR–
RL+
RL–
RR+
RR–
26
5
9
10
6
27
8
29
L
R
W
B
LG
V
G
R
Speed Sensors

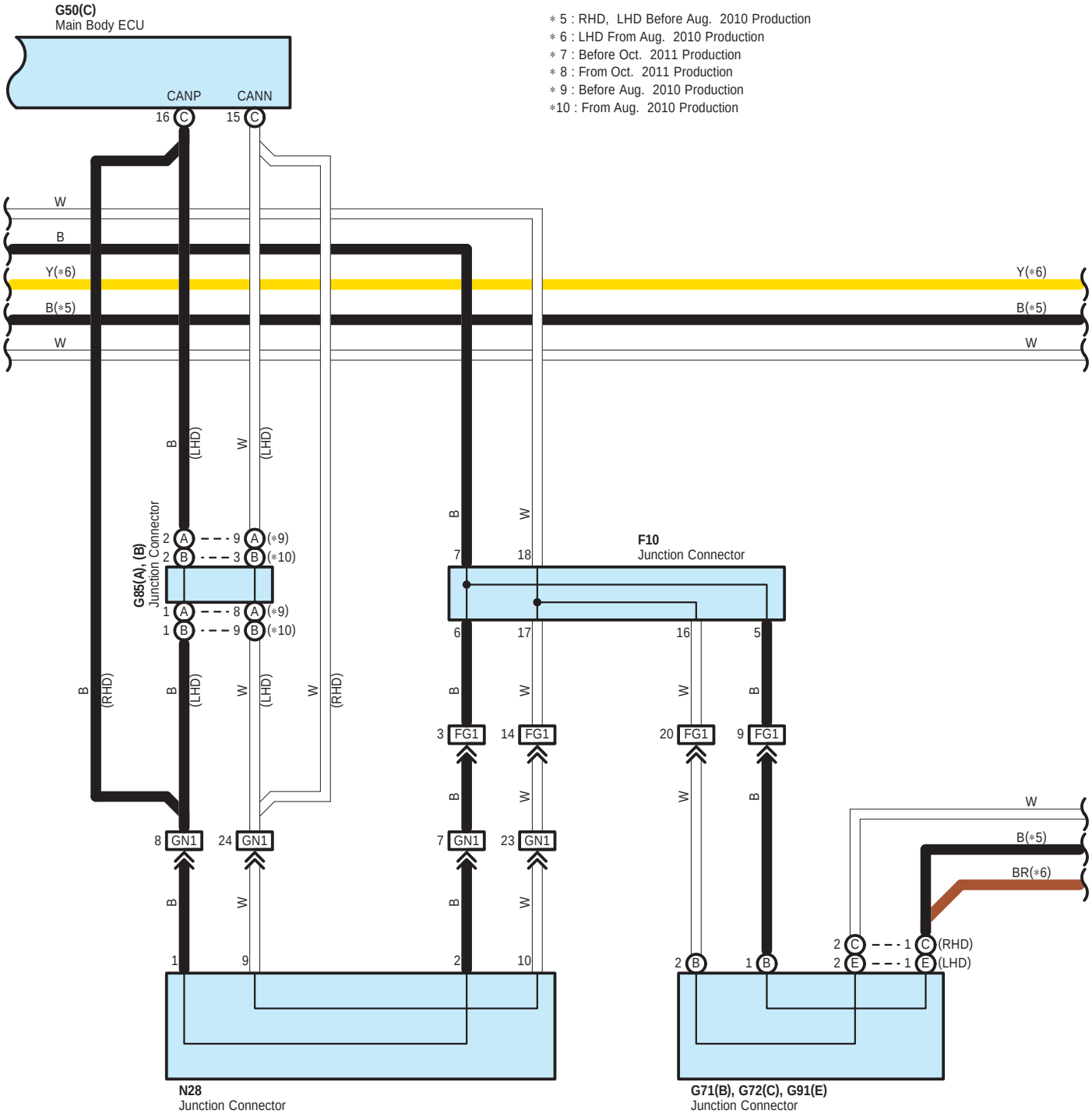
G50(C)
Main Body ECU
CANP
CANN
16 C
15 C
∗ 5 : RHD, LHD Before Aug. 2010 Production
∗ 6 : LHD From Aug. 2010 Production
∗ 7 : Before Oct. 2011 Production
∗ 8 : From Oct. 2011 Production
∗ 9 : Before Aug. 2010 Production
∗10 : From Aug. 2010 Production
W
B
Y(∗6)
B(∗5)
W
Y(∗6)
B(∗5)
W
B (LHD)
W (LHD)
G85(A), (B)
Junction Connector
2 A 9 A (∗9)
2 B 3 B (∗10)
1 A 8 A (∗9)
1 B 9 B (∗10)
B (RHD)
B (LHD)
W (LHD)
W (RHD)
F10
Junction Connector
7
18
6
17
16
5
3 FG1
14 FG1
20 FG1
9 FG1
8 GN1
24 GN1
7 GN1
23 GN1
1
9
2
10
2 B
1 B
W
B(∗5)
BR(∗6)
2 C 1 C (RHD)
2 E 1 E (LHD)
N28
Junction Connector
G71(B), G72(C), G91(E)
Junction Connector

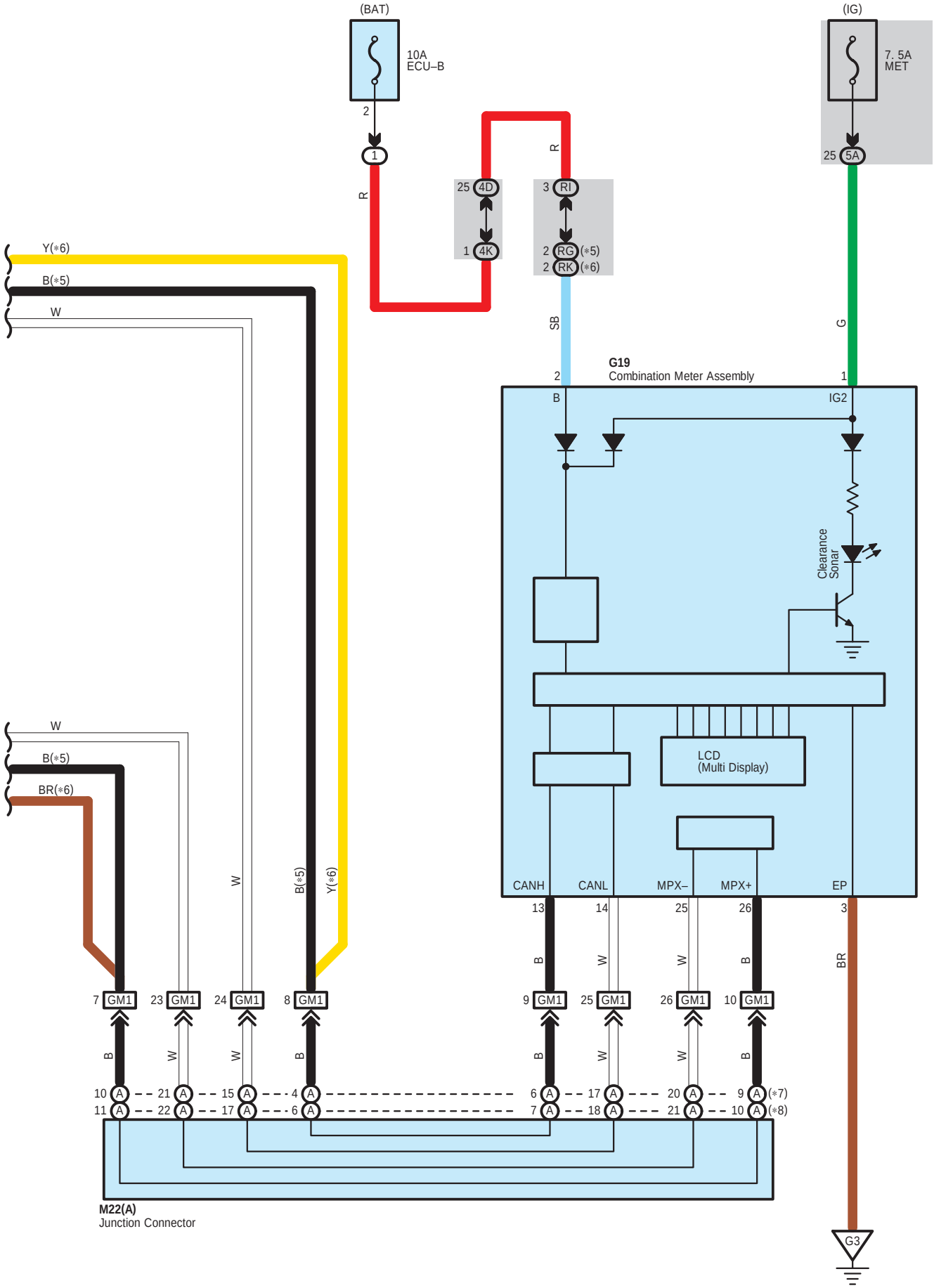
(BAT)
10A
ECU–B
2
1
R
25 4D
1 4K
R
3 RI
2 RG (*5)
2 RK (*6)
SB
(IG)
7. 5A
MET
25 5A
G
Y(*6)
B(*5)
W
G19
Combination Meter Assembly
2
B
1
IG2
Clearance
Sonar
LCD
(Multi Display)
W
B(*5)
BR(*6)
W
B(*5)
Y(*6)
CANH
CANL
MPX–
MPX+
EP
13
14
25
26
3
B
W
W
B
BR
7 GM1
23 GM1
24 GM1
8 GM1
9 GM1
25 GM1
26 GM1
10 GM1
B
W
W
B
B
W
W
B
10 A
11 A
21 A
22 A
15 A
17 A
4 A
6 A
6 A
7 A
17 A
18 A
20 A
21 A
9 A (*7)
10 A (*8)
M22(A)
Junction Connector
G3

A 8
Black

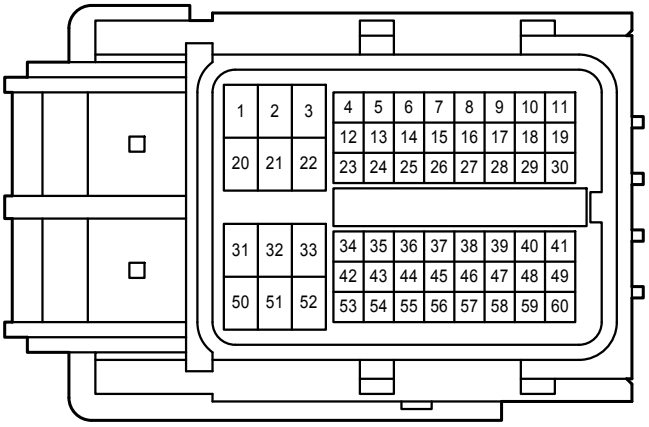

A 10
Black

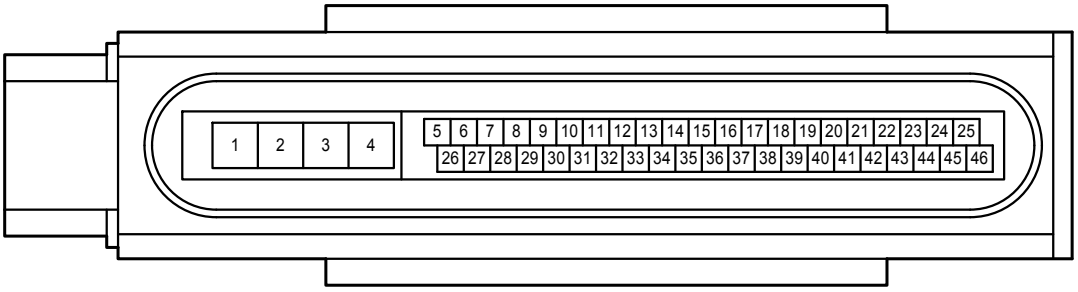

A 44
Gray

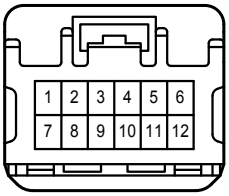

(Before Oct. 2011 Production)

A 44
Black

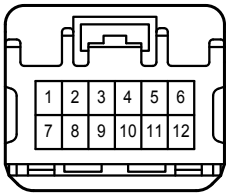

(From Oct. 2011 Production)

C 3
Black



C 4
Black



D 1
Black

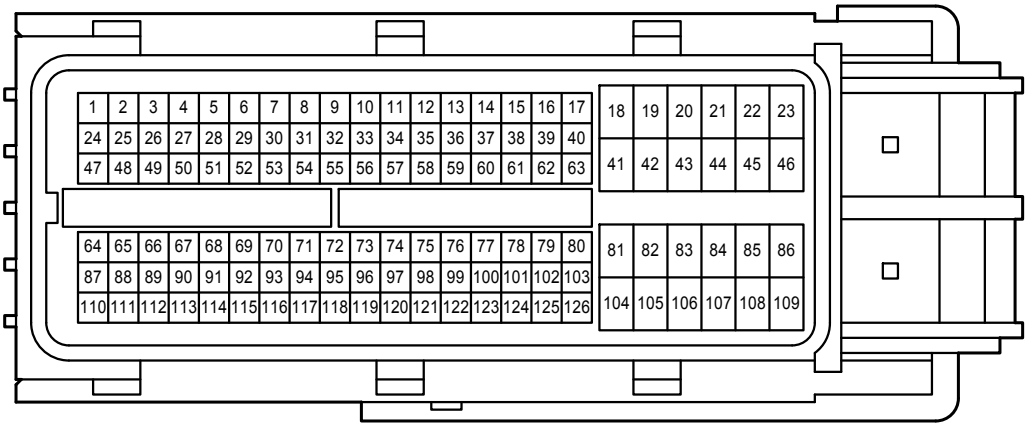

D 3
Gray

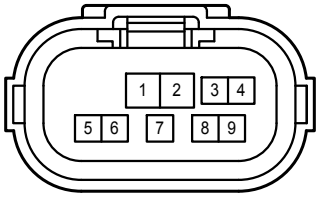

D 41
Black

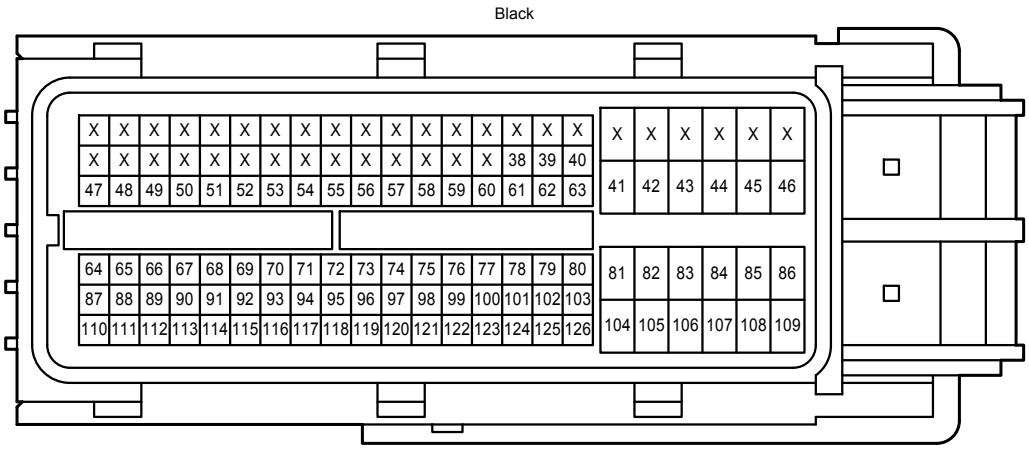

F 2
White

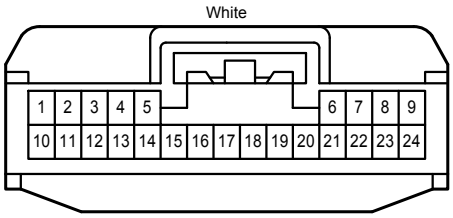

F 8
White

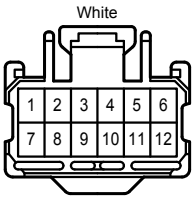

F 9
White

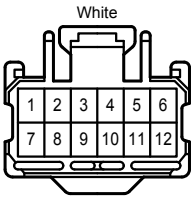

F 10
Black

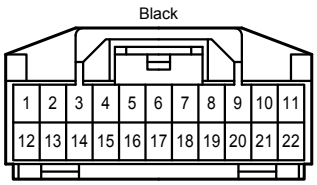

F 32
Black

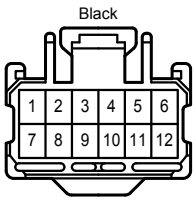

F 33
Black

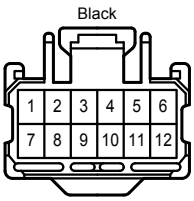

G 16
Black



G 19
White

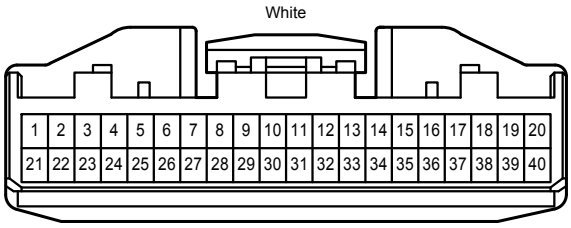

G 31
White

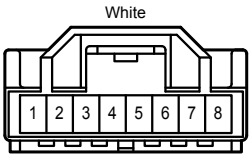

G 50
White

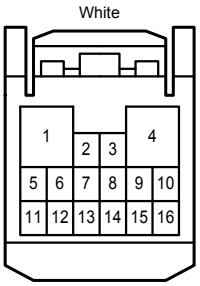

G 56
Gray

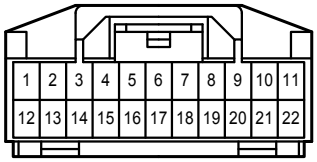

G 61
Brown

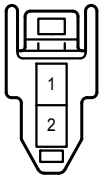

G 62
Brown

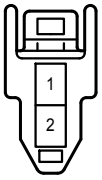

G 67
White

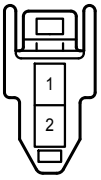

G 69
Black

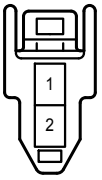

G 71
Gray

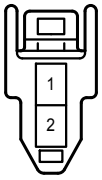

G 72
Brown

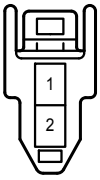

G 74
White

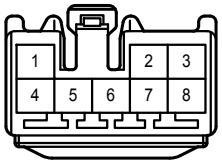

G 85
Gray

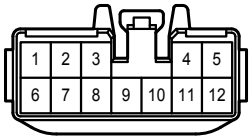

G 88
White

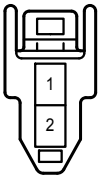

G 91
Gray

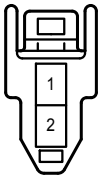

M 22
Black

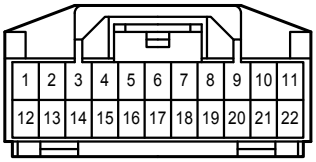

N 28
White

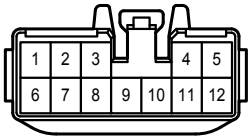

T 1
Black



T 2
Black



T 3
Black



T 4
Black



4D
White

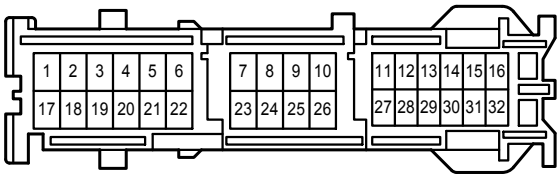

4K
Gray



4L
Gray

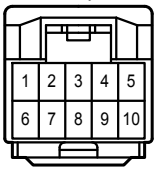

5A
White

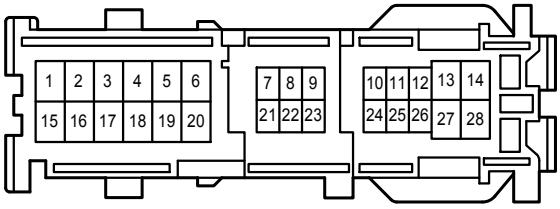

RF
Gray

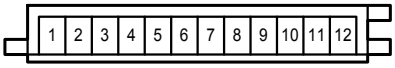

RG
White

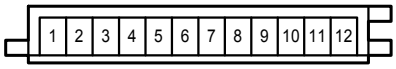

RI
White

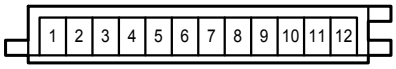

RJ
Gray

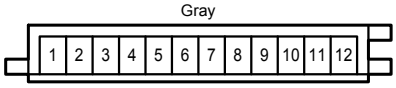

RK
White

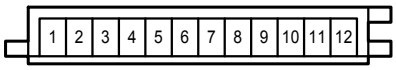


RL
Gray
1 2 3 4 5 6 7 8 9 10 11 12
RM
White
1 2 3 4 5 6 7 8 9 10 11 12

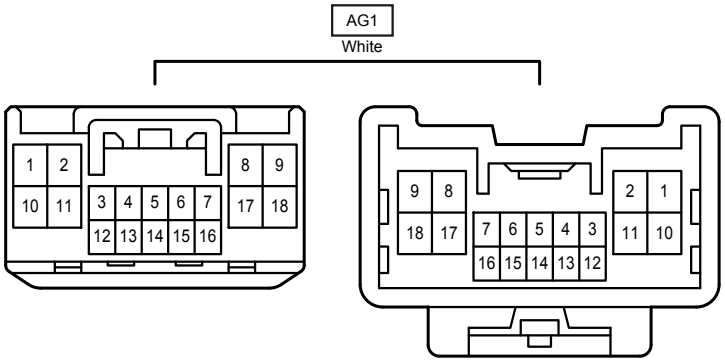
AG1
White
1 2 10 11 3 4 5 6 7 12 13 14 15 16 8 9 17 18
9 8 18 17 7 6 5 4 3 16 15 14 13 12 2 1 11 10

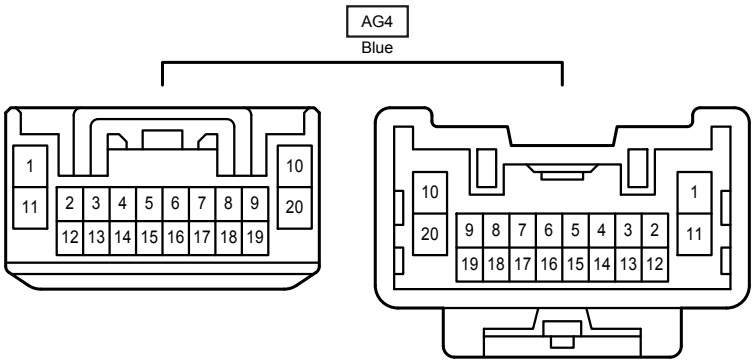
AG4
Blue
1 11 2 3 4 5 6 7 8 9 12 13 14 15 16 17 18 19 10 20
10 20 9 8 7 6 5 4 3 2 19 18 17 16 15 14 13 12 1 11

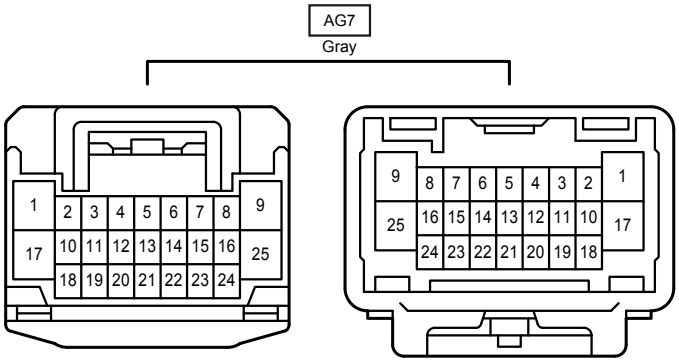
AG7
Gray
1 17 2 3 4 5 6 7 8 10 11 12 13 14 15 16 18 19 20 21 22 23 24 9 25
9 25 8 7 6 5 4 3 2 16 15 14 13 12 11 10 24 23 22 21 20 19 18 1 17

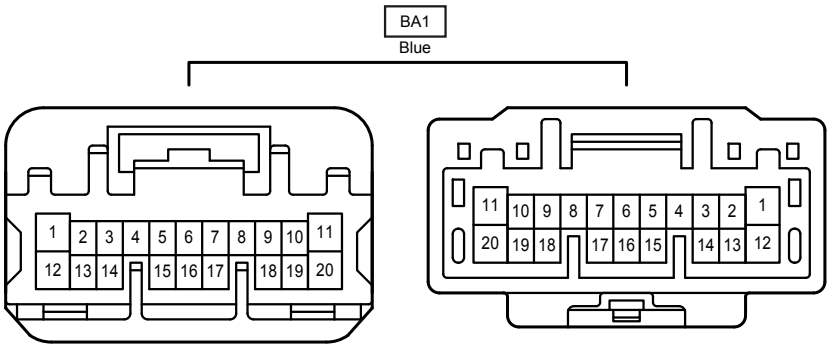
BA1
Blue
1 2 3 4 5 6 7 8 9 10 11 12 13 14 15 16 17 18 19 20
11 10 9 8 7 6 5 4 3 2 1 20 19 18 17 16 15 14 13 12

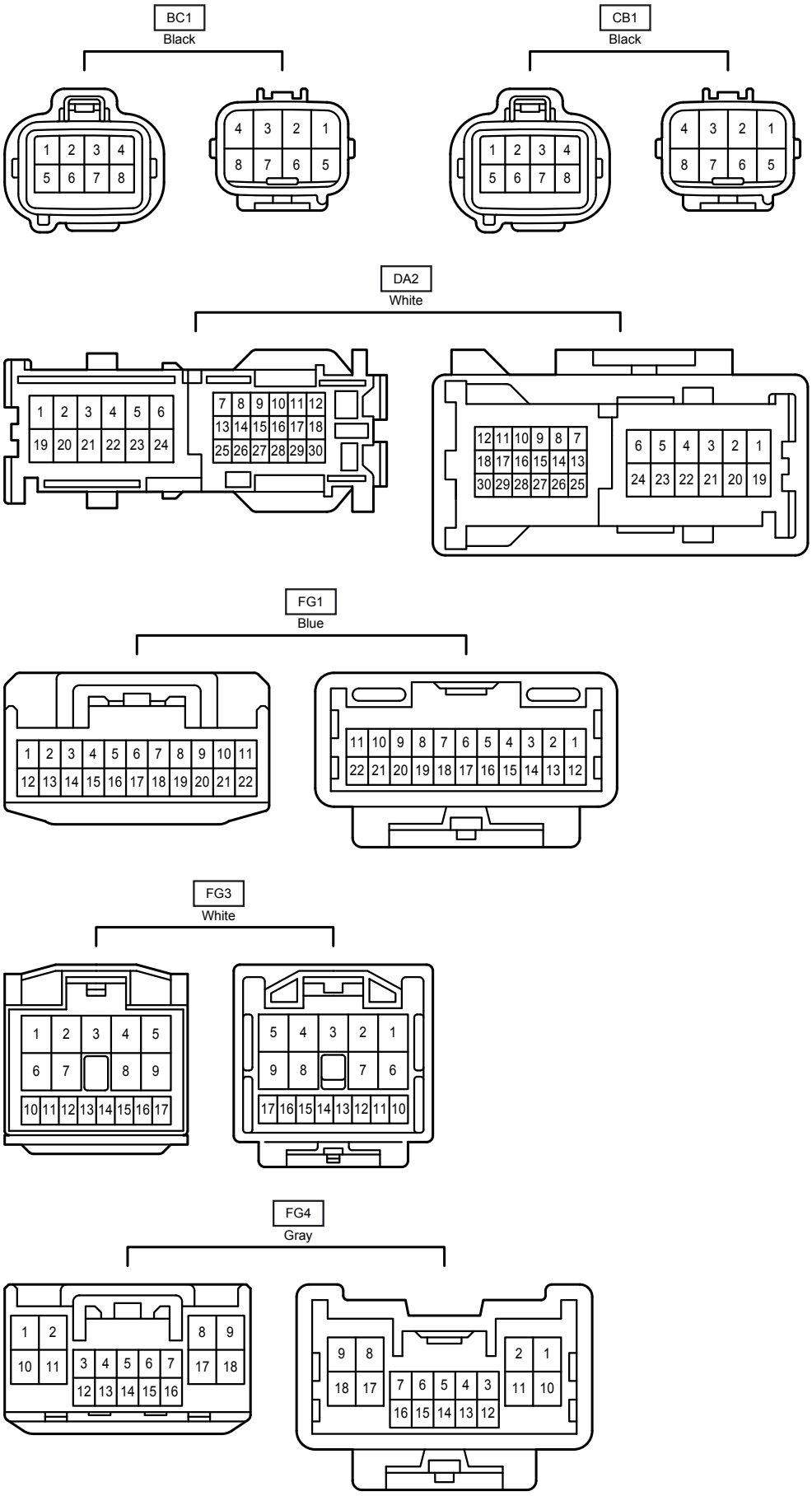
BC1
Black
1 2 3 4
5 6 7 8
4 3 2 1
8 7 6 5
CB1
Black
1 2 3 4
5 6 7 8
4 3 2 1
8 7 6 5
DA2
White
1 2 3 4 5 6
19 20 21 22 23 24
7 8 9 10 11 12
13 14 15 16 17 18
25 26 27 28 29 30
12 11 10 9 8 7
18 17 16 15 14 13
30 29 28 27 26 25
6 5 4 3 2 1
24 23 22 21 20 19
FG1
Blue
1 2 3 4 5 6 7 8 9 10 11
12 13 14 15 16 17 18 19 20 21 22
11 10 9 8 7 6 5 4 3 2 1
22 21 20 19 18 17 16 15 14 13 12
FG3
White
1 2 3 4 5
6 7 8 9
10 11 12 13 14 15 16 17
5 4 3 2 1
9 8 7 6
17 16 15 14 13 12 11 10
FG4
Gray
1 2
10 11
3 4 5 6 7
12 13 14 15 16
8 9
17 18
9 8
18 17
7 6 5 4 3
16 15 14 13 12
2 1
11 10

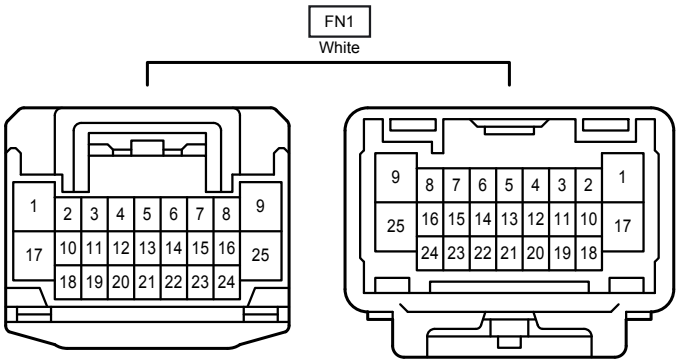
FN1
White

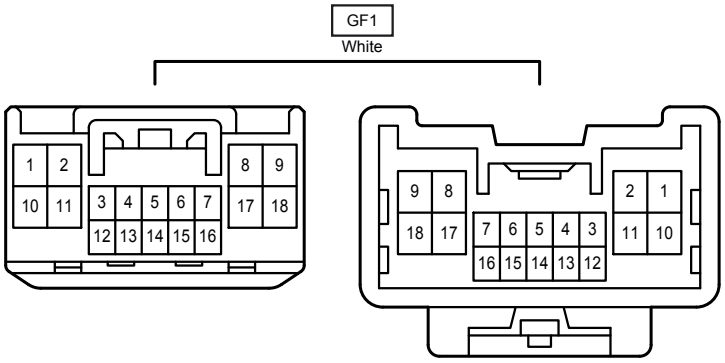
GF1
White

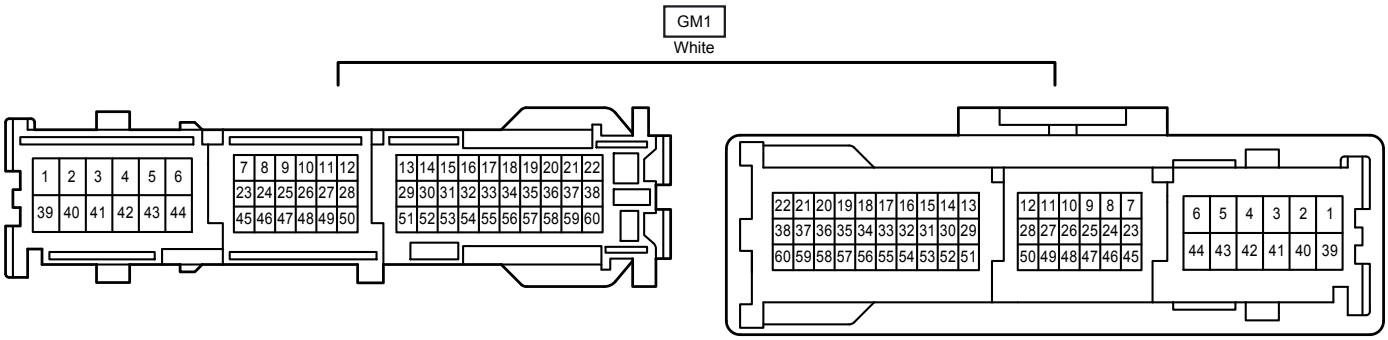
GM1
White

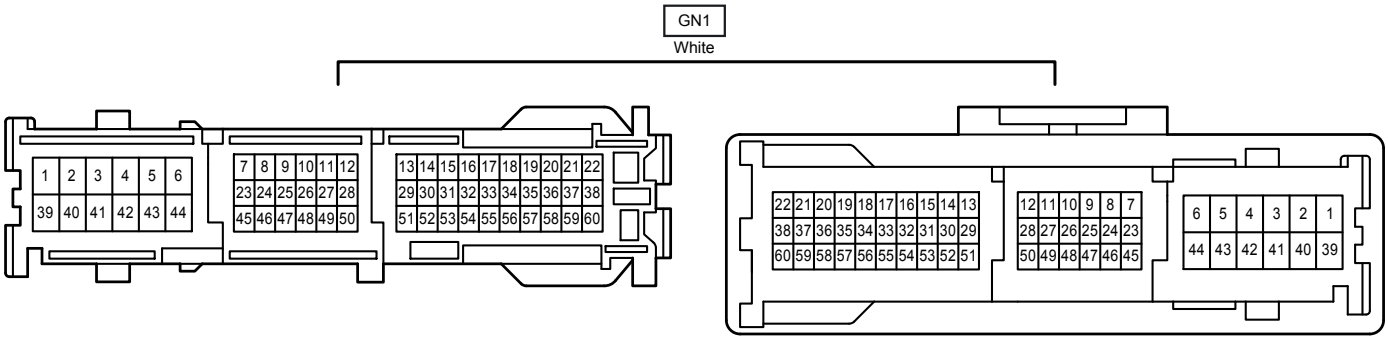
GN1
White

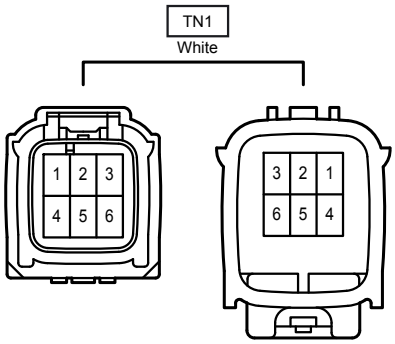
TN1
White