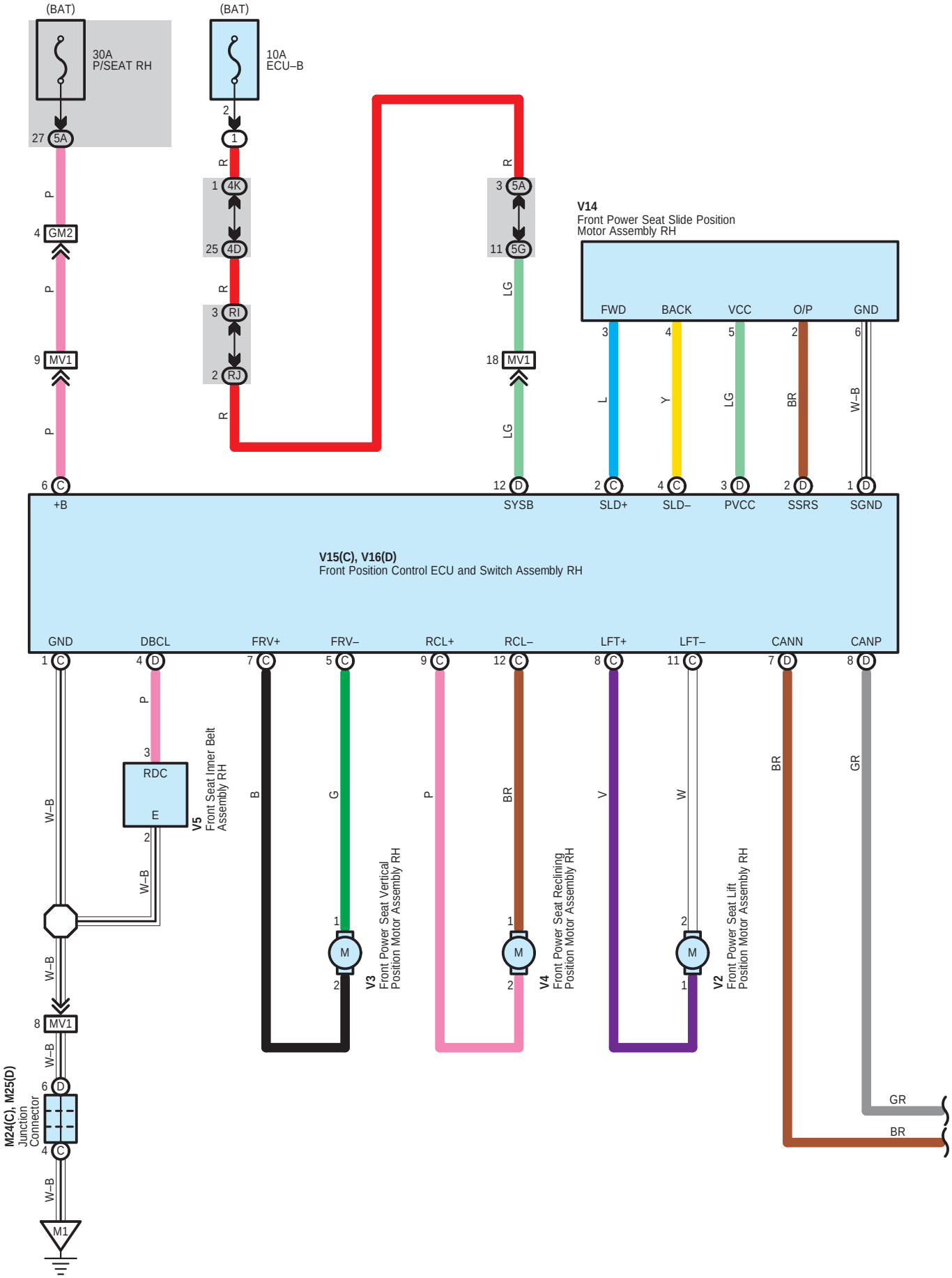
(BAT)
30A
P/SEAT RH
27 5A
P
4 GM2
P
9 MV1
P
6 C
+B
(BAT)
10A
ECU–B
2
1
R
1 4K
25 4D
R
3 RI
2 RJ
R
R
3 5A
11 5G
LG
18 MV1
LG
12 D
SYSB
V14
Front Power Seat Slide Position
Motor Assembly RH
FWD
BACK
VCC
O/P
GND
3
4
5
2
6
L
Y
LG
BR
W–B
2 C
SLD+
4 C
SLD–
3 D
PVCC
2 D
SSRS
1 D
SGND
V15(C), V16(D)
Front Position Control ECU and Switch Assembly RH
GND
DBCL
FRV+
FRV–
RCL+
RCL–
LFT+
LFT–
CANN
CANP
1 C
4 D
7 C
5 C
9 C
12 C
8 C
11 C
7 D
8 D
P
3
RDC
E
2
V5
Front Seat Inner Belt
Assembly RH
W–B
W–B
B
G
P
BR
V
W
BR
GR
1
M
2
V3
Front Power Seat Vertical
Position Motor Assembly RH
1
M
2
V4
Front Power Seat Reclining
Position Motor Assembly RH
2
M
1
V2
Front Power Seat Lift
Position Motor Assembly RH
W–B
8 MV1
W–B
6 D
M24(C), M25(D)
Junction
Connector
4 C
W–B
M1
GR
BR

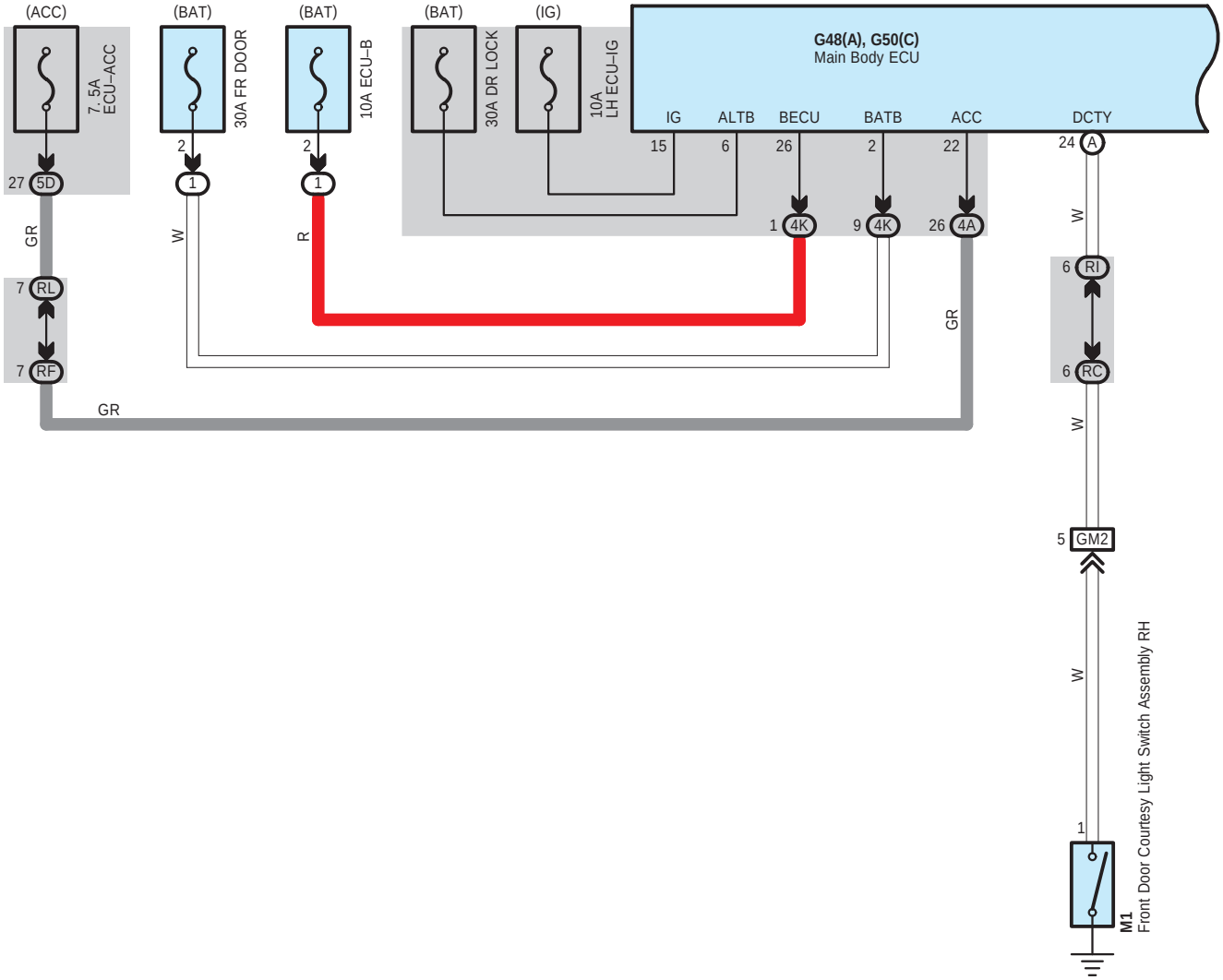
(ACC)
(BAT)
(BAT)
(BAT)
(IG)
7.5A
ECU–ACC
30A FR DOOR
10A ECU–B
30A DR LOCK
10A
LH ECU–IG
G48(A), G50(C)
Main Body ECU
IG
ALTB
BECU
BATB
ACC
DCTY
15
6
26
2
22
24
A
27
5D
2
1
2
1
1
4K
9
4K
26
4A
GR
W
R
GR
W
6
RI
7
RL
6
RC
7
RF
GR
5
GM2
W
W
1
M1
Front Door Courtesy Light Switch Assembly RH

GR
GR
BR
BR

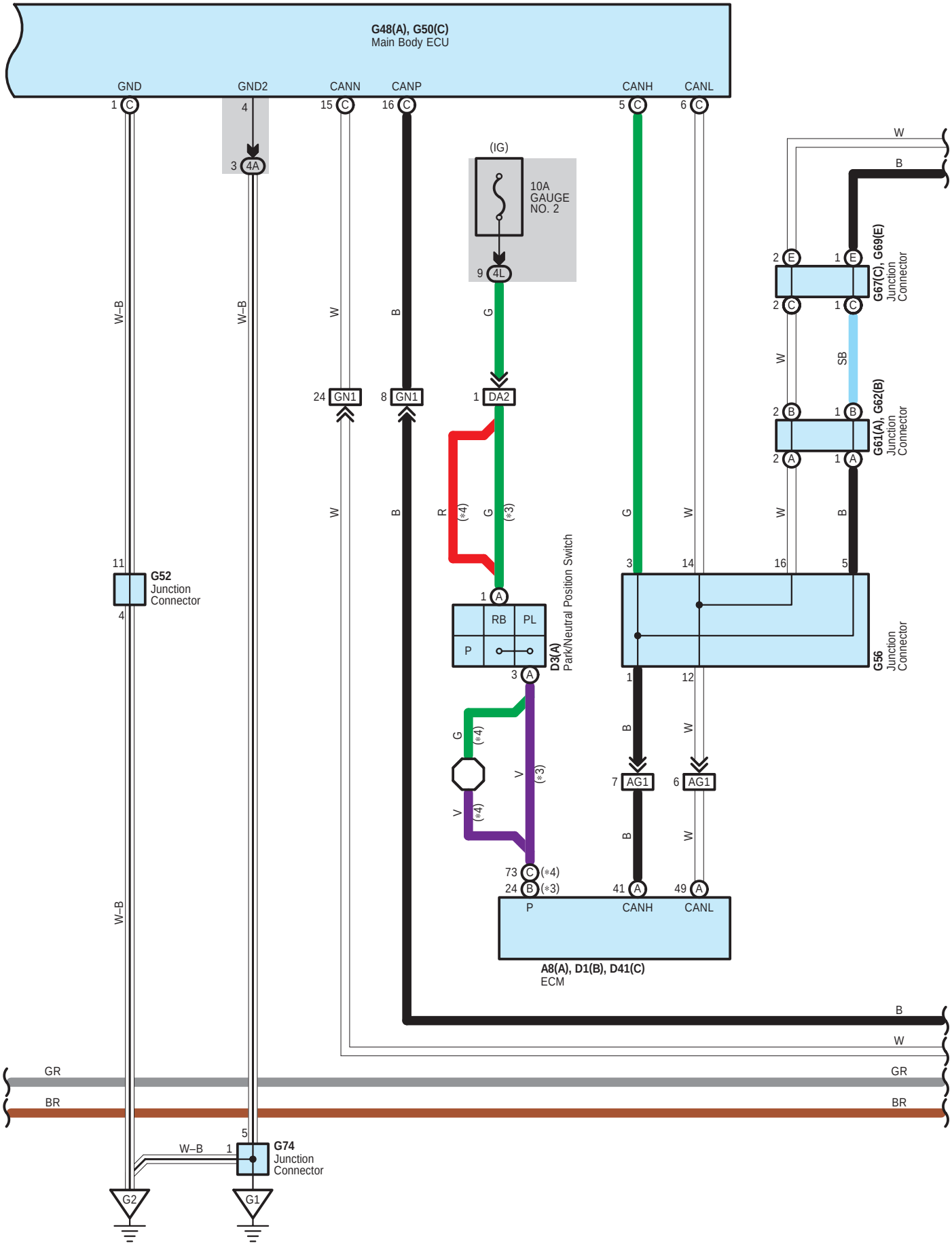
G48(A), G50(C)
Main Body ECU
GND
GND2
CANN
CANP
CANH
CANL
(IG)
10A
GAUGE
NO. 2
G67(C), G69(E)
Junction
Connector
G61(A), G62(B)
Junction
Connector
G52
Junction
Connector
D3(A)
Park/Neutral Position Switch
RB
PL
P
G56
Junction
Connector
AG1
A8(A), D1(B), D41(C)
ECM
G74
Junction
Connector
GR
BR
W–B
W
B
G
R
V
SB
(*3)
(*4)
G2
G1

* 3 : 2GR–FE
* 4 : 2AZ–FE

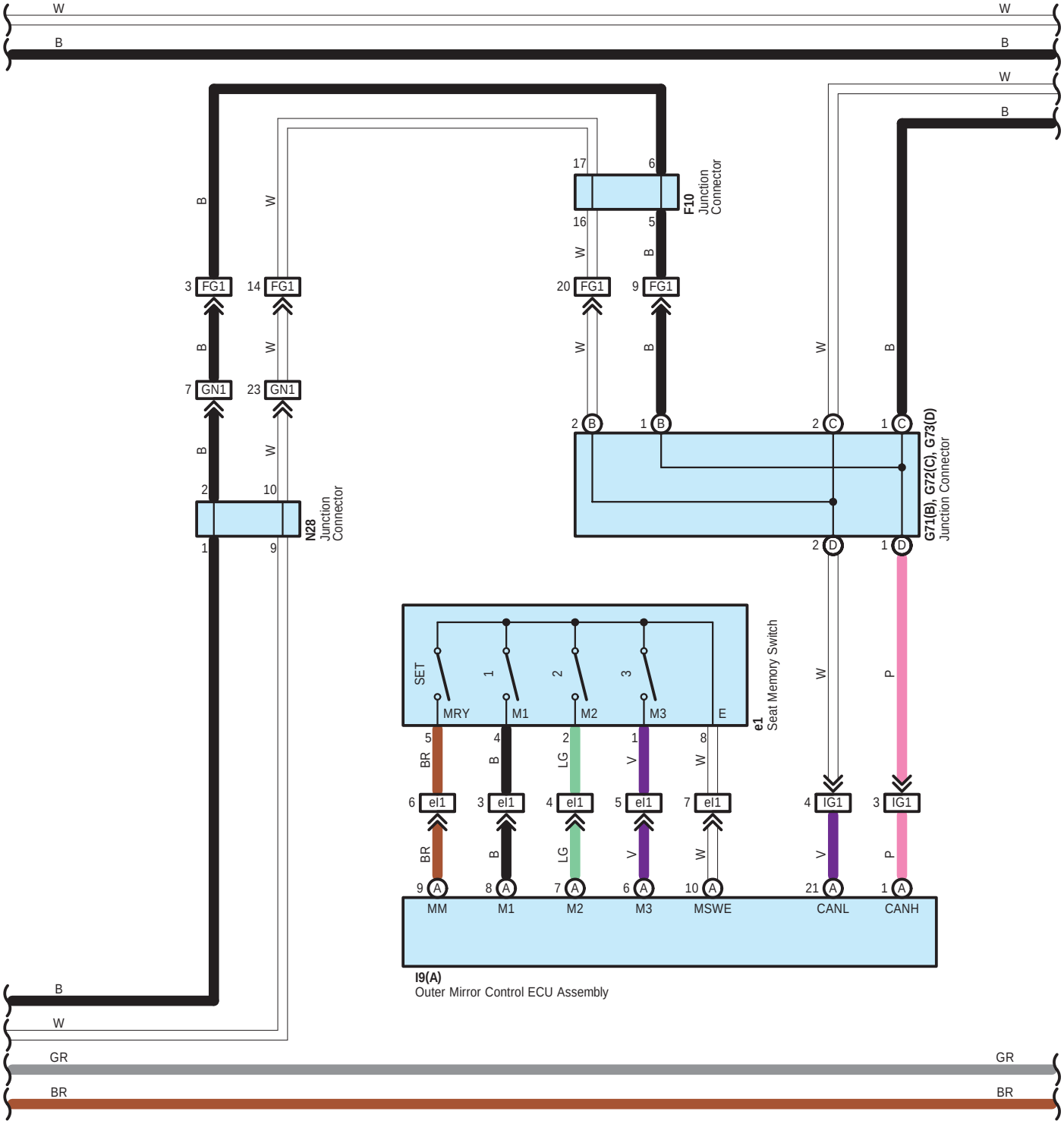

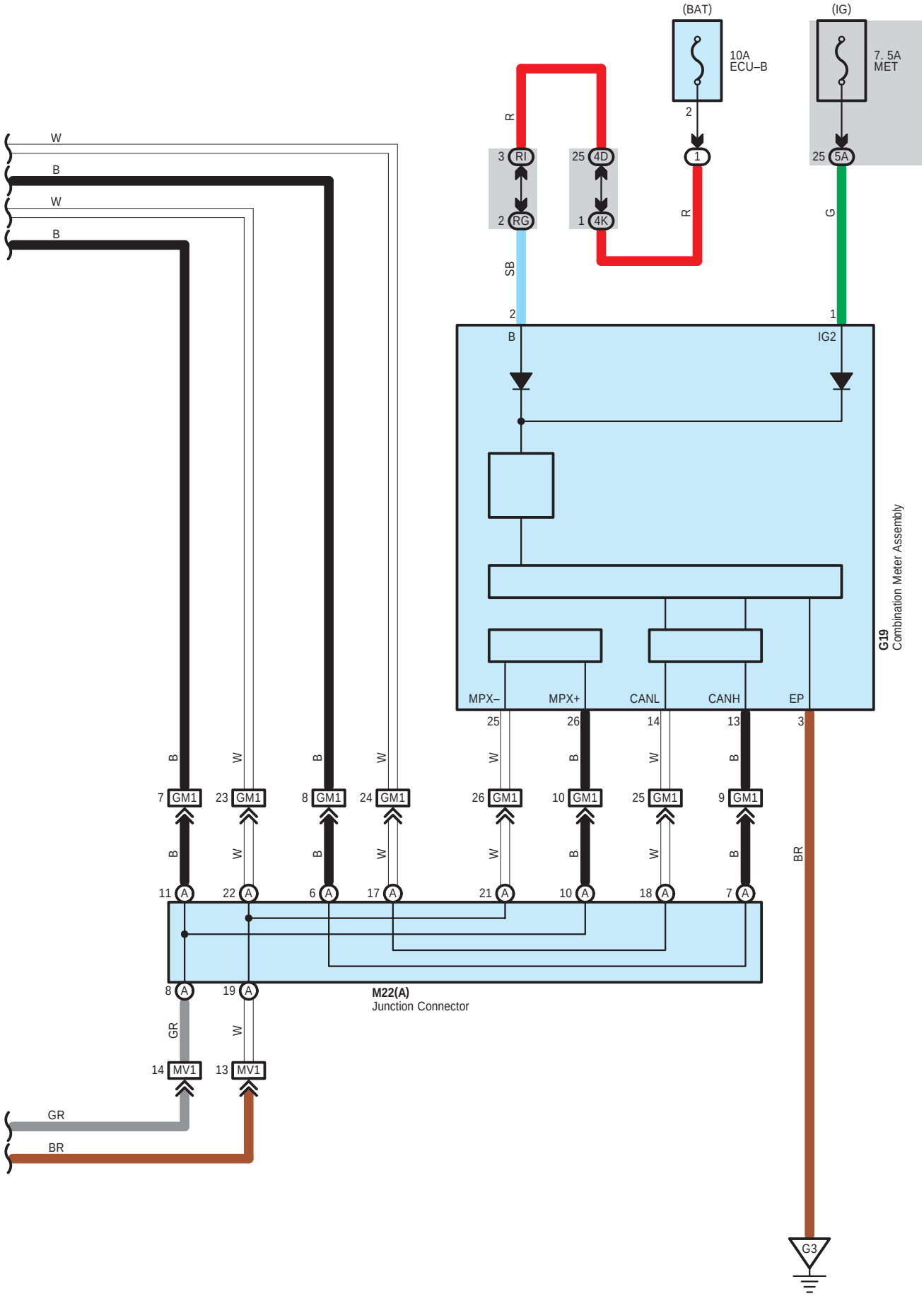
(BAT)
10A
ECU–B
(IG)
7. 5A
MET
R
3 RI
2 RG
25 4D
1 4K
2
1
R
25 5A
G
SB
2
B
1
IG2
G19
Combination Meter Assembly
MPX–
MPX+
CANL
CANH
EP
25
26
14
13
3
W
B
7 GM1
23 GM1
8 GM1
24 GM1
26 GM1
10 GM1
25 GM1
9 GM1
BR
11 A
22 A
6 A
17 A
21 A
10 A
18 A
7 A
8 A
19 A
M22(A)
Junction Connector
GR
14 MV1
13 MV1
G3

A 8
Black

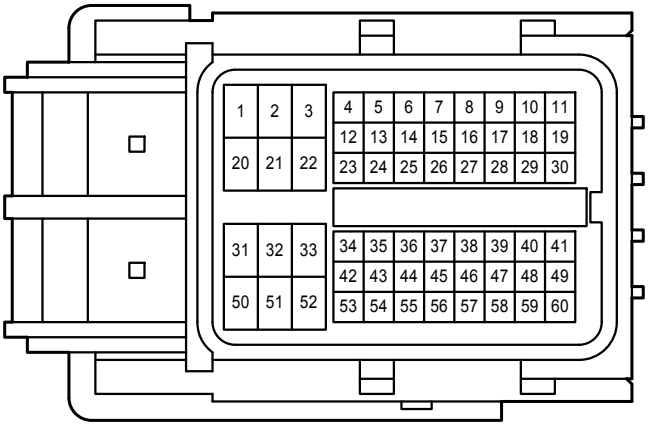

D 1
Black

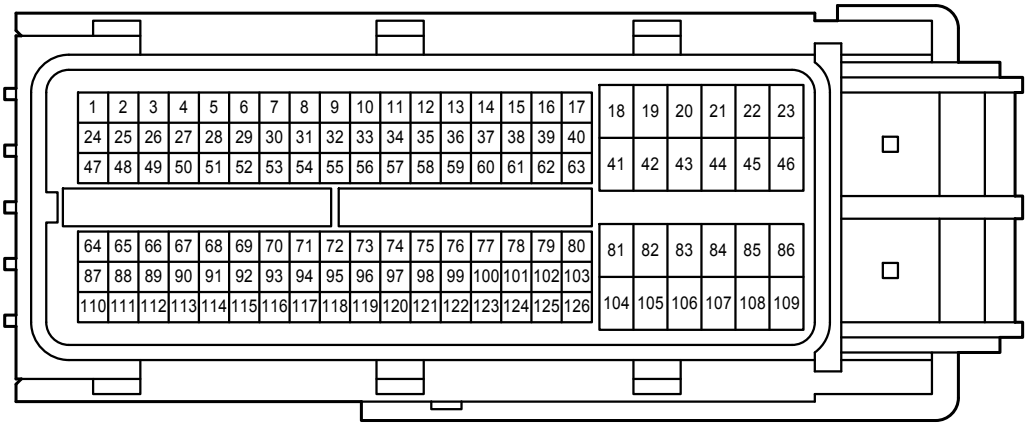

D 3
Gray

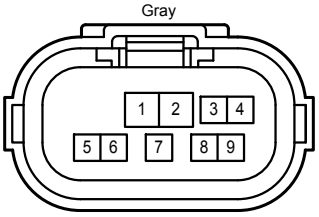

D 41
Black

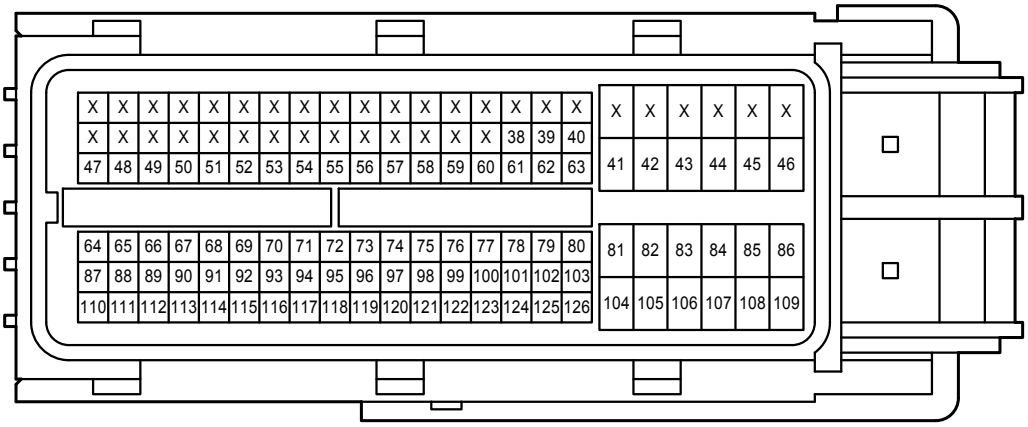

F 10
Black

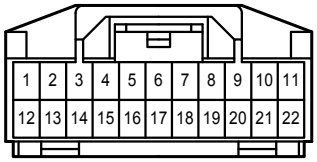

G 19
White

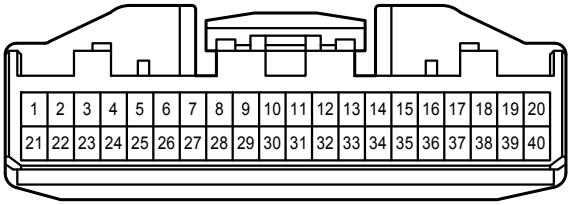

G 48
White

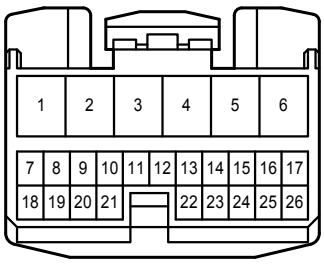

G 50
White

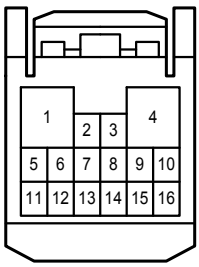

G 52
Gray

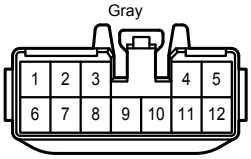

G 56
Gray

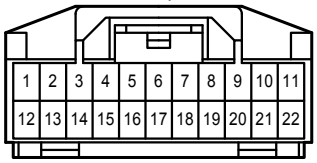

G 61
Brown

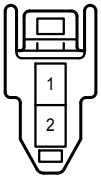

G 62
Brown

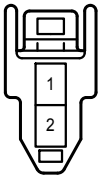

G 67
White

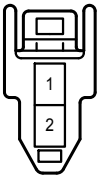

G 69
Black

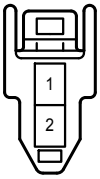

G 71
Gray

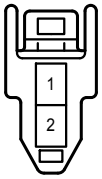

G 72
Brown

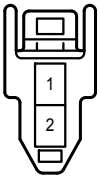

G 73
Brown

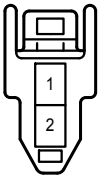

G 74
White

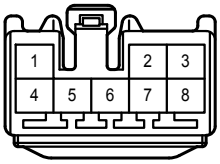

I 9
White

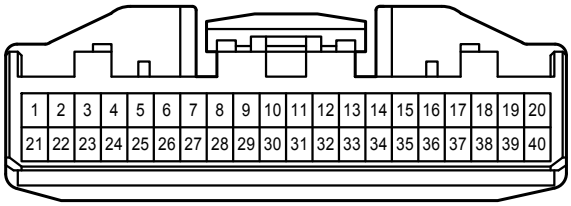

M 1
White

M 22
Black

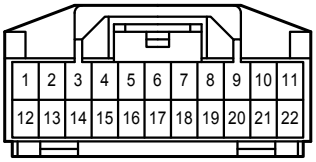

M 24
Blue

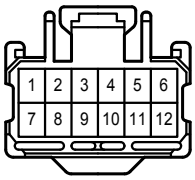

(Before Jun. 2009 Production)

M 24
Blue



(From Jun. 2009 Production)

M 25
Blue

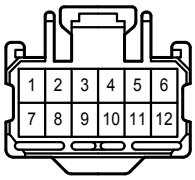

(Before Jun. 2009 Production)

M 25
Blue



(From Jun. 2009 Production)

N 28
White

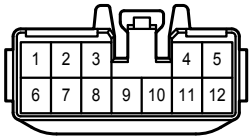

V 2
White



V 3
Black



V 4
Black



V 5
Black

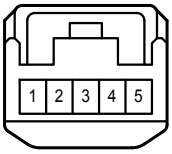

V 14
Blue

V 15
White

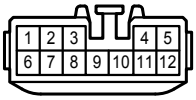

V 16
White

e 1
White

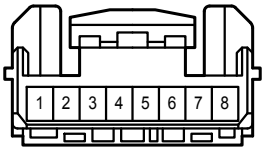

4A
White

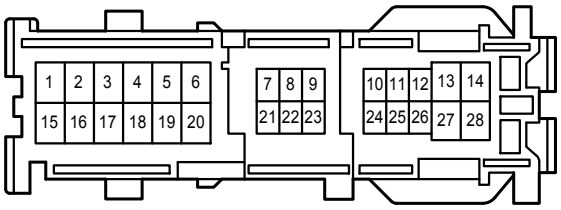

4D
White

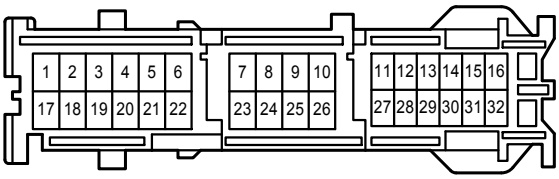

4K
Gray

4L
Gray

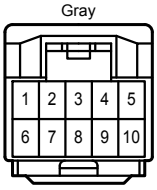

5A
White

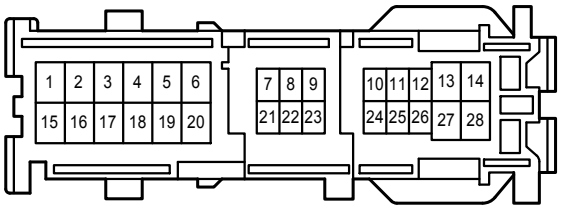

5D
White

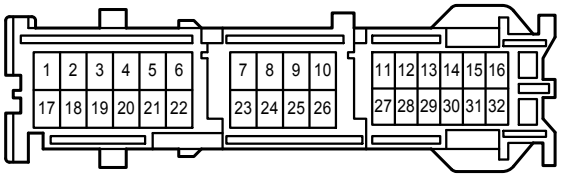

5G
White

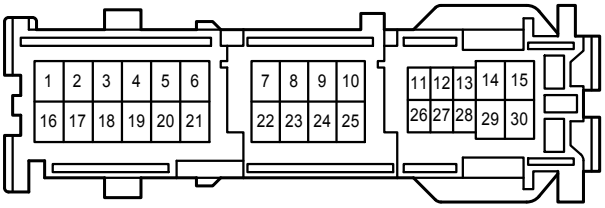

RC
White

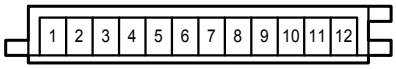

RF
Gray

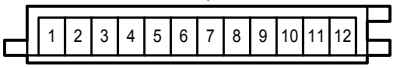

RG
White

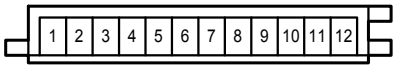

RI
White

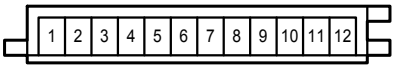

RJ
Gray

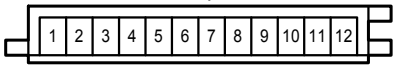

RL
Gray

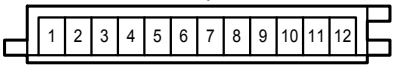

AG1
White

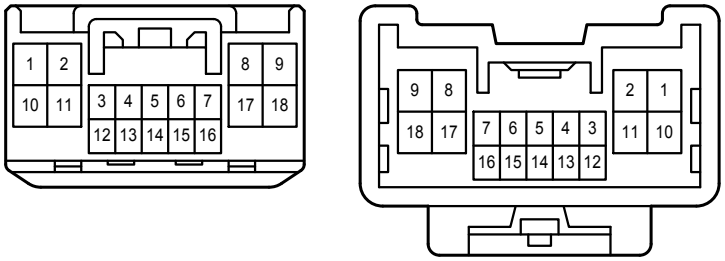

DA2
White

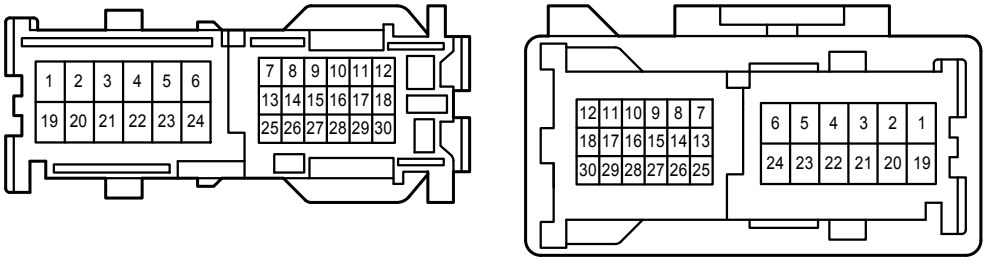

FG1
Blue

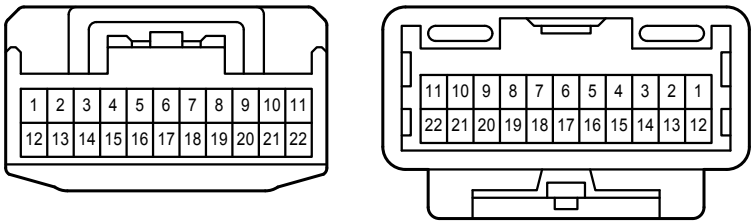

GM1
White

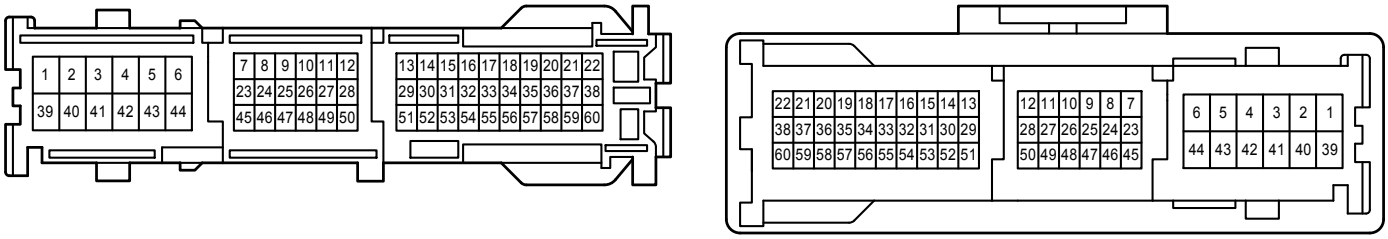

GM2
White

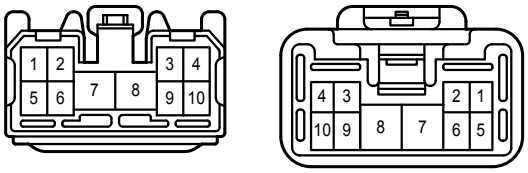

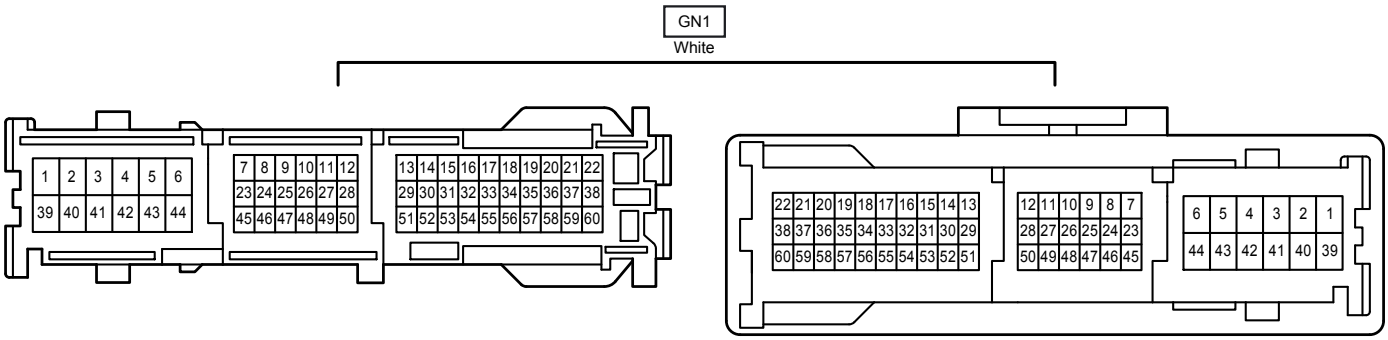
GN1
White
1 2 3 4 5 6
39 40 41 42 43 44
7 8 9 10 11 12
23 24 25 26 27 28
45 46 47 48 49 50
13 14 15 16 17 18 19 20 21 22
29 30 31 32 33 34 35 36 37 38
51 52 53 54 55 56 57 58 59 60
22 21 20 19 18 17 16 15 14 13
38 37 36 35 34 33 32 31 30 29
60 59 58 57 56 55 54 53 52 51
12 11 10 9 8 7
28 27 26 25 24 23
50 49 48 47 46 45
6 5 4 3 2 1
44 43 42 41 40 39

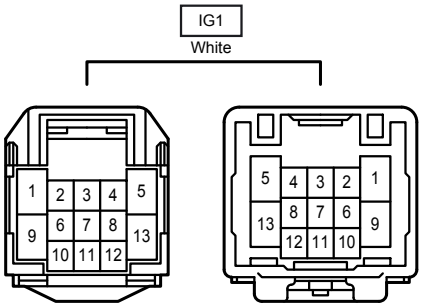
IG1
White
1 2 3 4 5
9 6 7 8 13
10 11 12
5 4 3 2 1
13 8 7 6 9
12 11 10

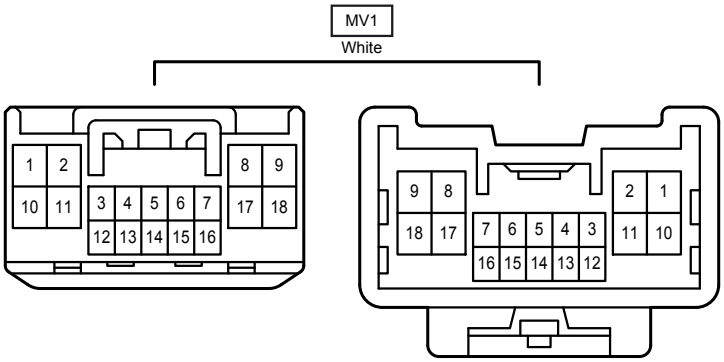
MV1
White
1 2
10 11
3 4 5 6 7
12 13 14 15 16
8 9
17 18
9 8
18 17
7 6 5 4 3
16 15 14 13 12
2 1
11 10

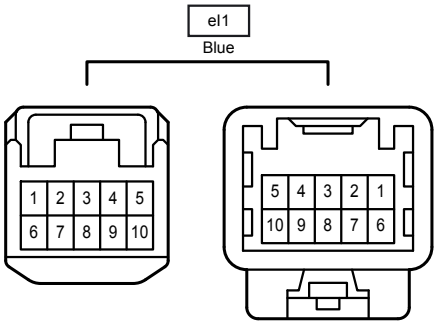
el1
Blue
1 2 3 4 5
6 7 8 9 10
5 4 3 2 1
10 9 8 7 6