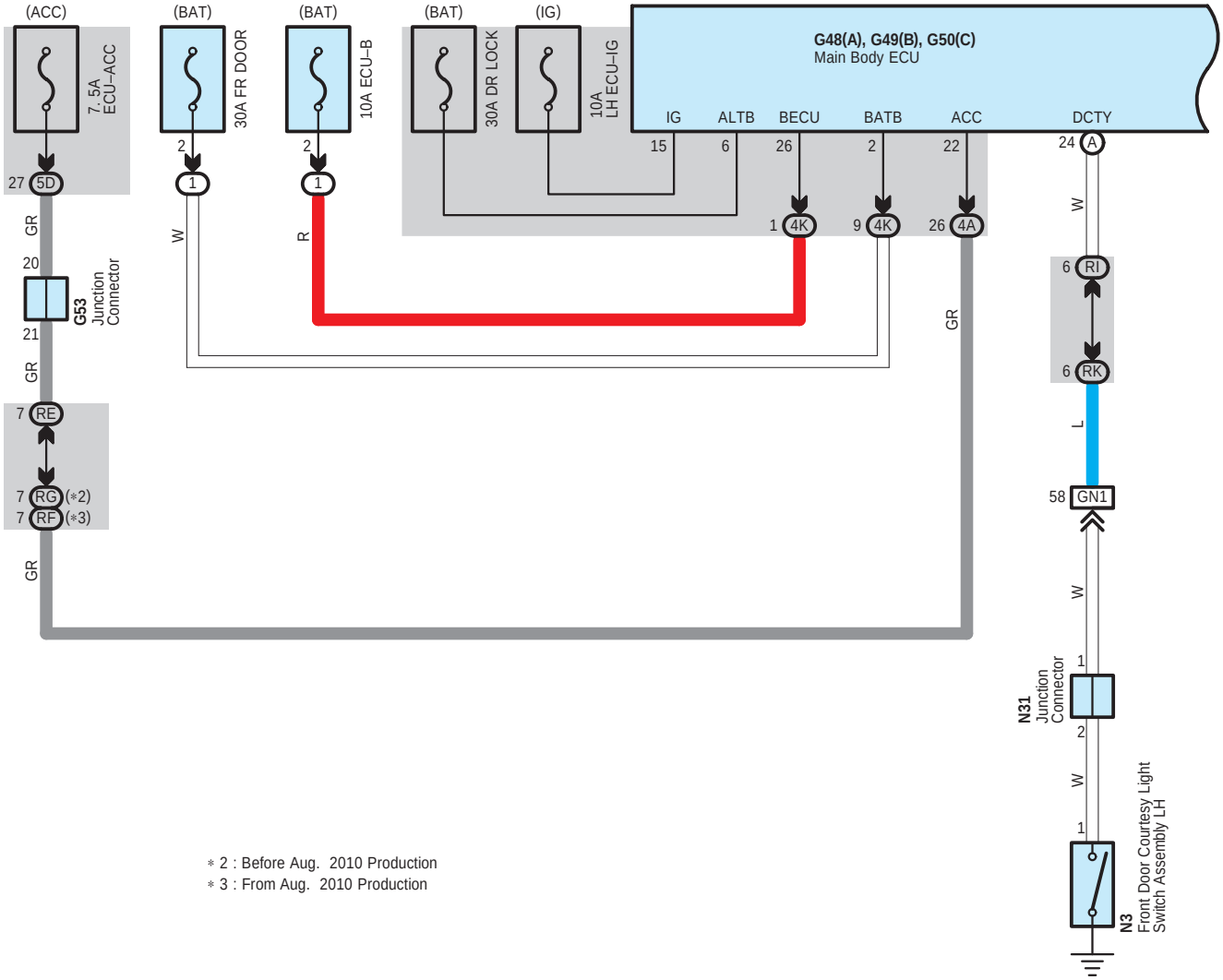

* 2 : Before Aug. 2010 Production
* 3 : From Aug. 2010 Production

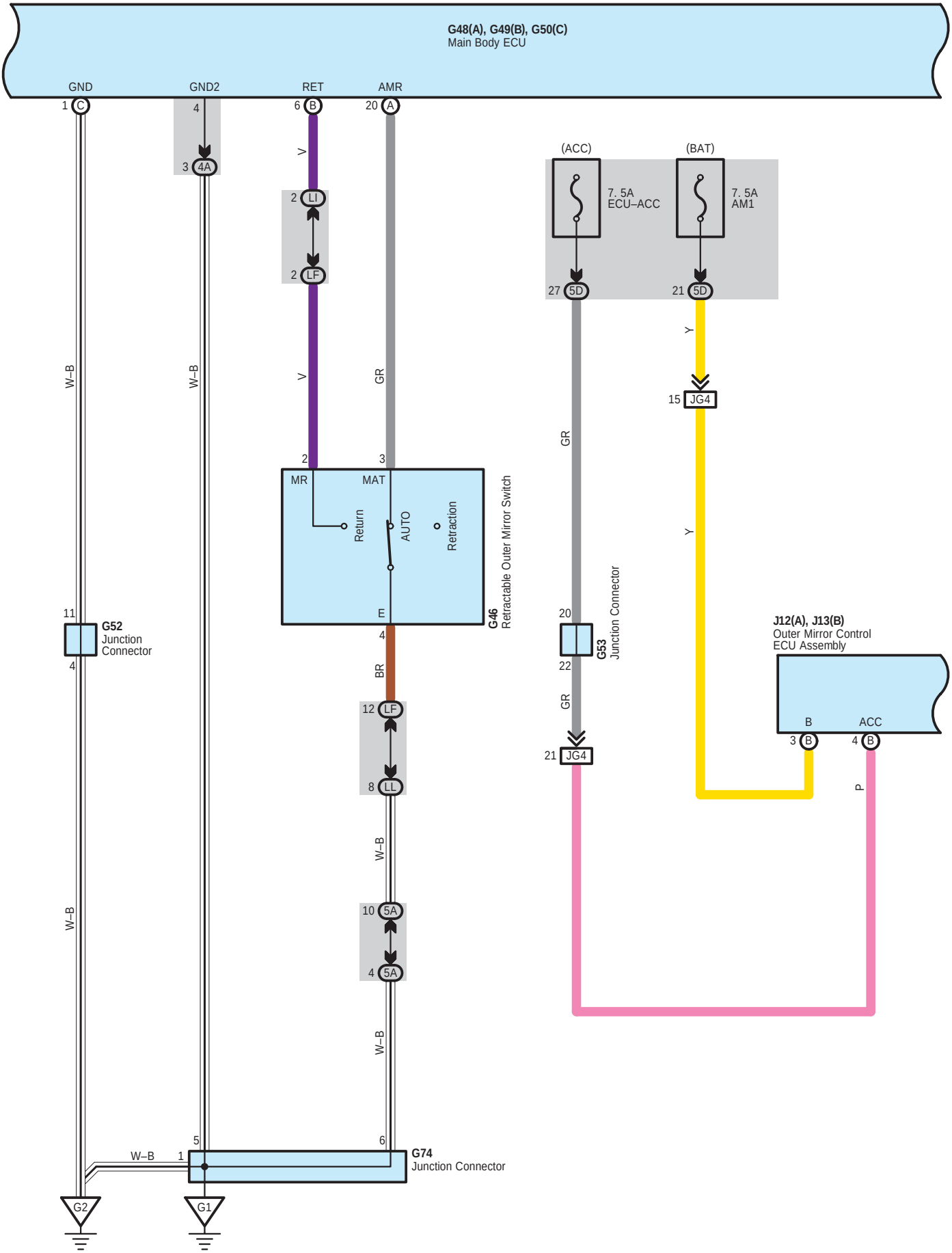
G48(A), G49(B), G50(C)
Main Body ECU
GND
GND2
RET
AMR
1 C
4
3 4A
6 B
20 A
V
2 LI
2 LF
V
GR
W–B
W–B
2
3
MR
MAT
Return
AUTO
Retraction
E
G46
Retractable Outer Mirror Switch
4
BR
12 LF
8 LL
W–B
10 5A
4 5A
W–B
11
G52
Junction Connector
4
W–B
5
6
W–B
1
G74
Junction Connector
G2
G1
(ACC)
(BAT)
7. 5A
ECU–ACC
7. 5A
AM1
27 5D
21 5D
Y
15 JG4
GR
Y
20
G53
Junction Connector
22
GR
21 JG4
J12(A), J13(B)
Outer Mirror Control
ECU Assembly
B
ACC
3 B
4 B
P

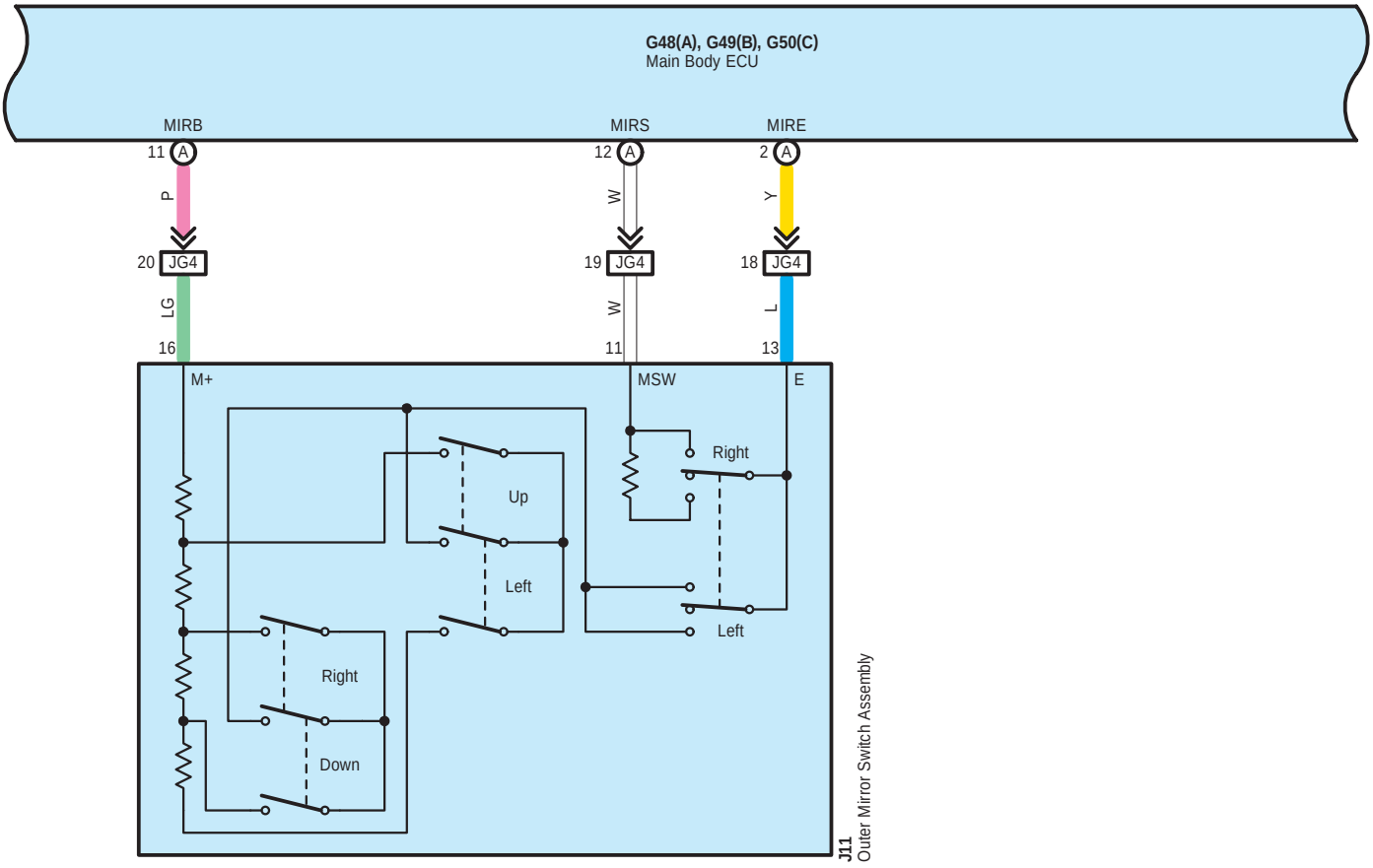
G48(A), G49(B), G50(C)
Main Body ECU
MIRB
MIRS
MIRE
11 A
12 A
2 A
P
W
Y
20 JG4
19 JG4
18 JG4
LG
W
L
16
11
13
M+
MSW
E
Right
Up
Left
Left
Right
Down
J11
Outer Mirror Switch Assembly

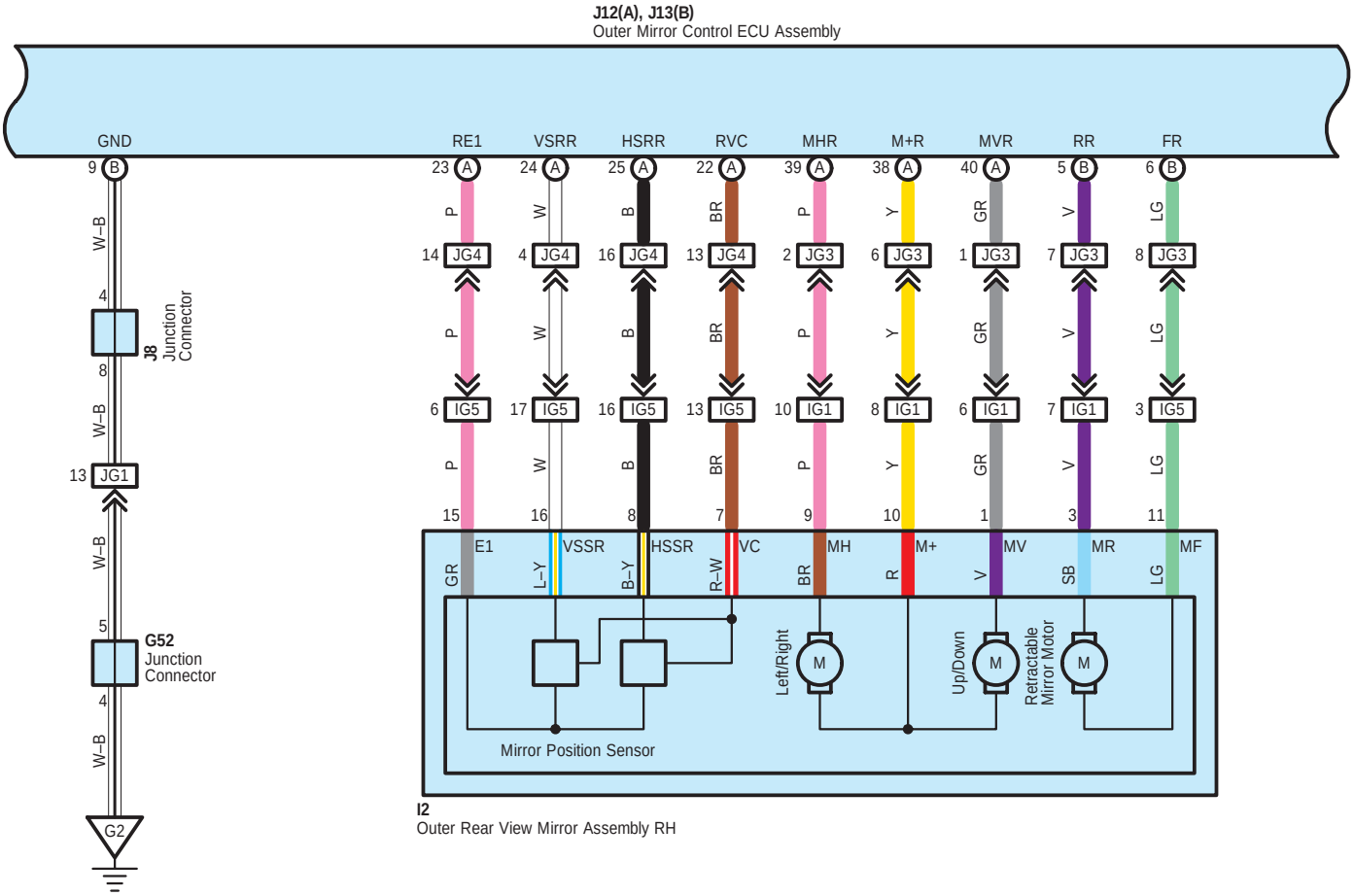
J12(A), J13(B)
Outer Mirror Control ECU Assembly
GND
RE1
VSRR
HSRR
RVC
MHR
M+R
MVR
RR
FR
9 B
23 A
24 A
25 A
22 A
39 A
38 A
40 A
5 B
6 B
W–B
P
W
B
BR
P
Y
GR
V
LG
14 JG4
4 JG4
16 JG4
13 JG4
2 JG3
6 JG3
1 JG3
7 JG3
8 JG3
4
J8
Junction
Connector
8
6 IG5
17 IG5
16 IG5
13 IG5
10 IG1
8 IG1
6 IG1
7 IG1
3 IG5
13 JG1
15
16
8
7
9
10
1
3
11
E1
VSSR
HSSR
VC
MH
M+
MV
MR
MF
GR
L–Y
B–Y
R–W
BR
R
V
SB
LG
5
G52
Junction
Connector
4
Left/Right
Up/Down
Retractable
Mirror Motor
M
Mirror Position Sensor
G2
I2
Outer Rear View Mirror Assembly RH

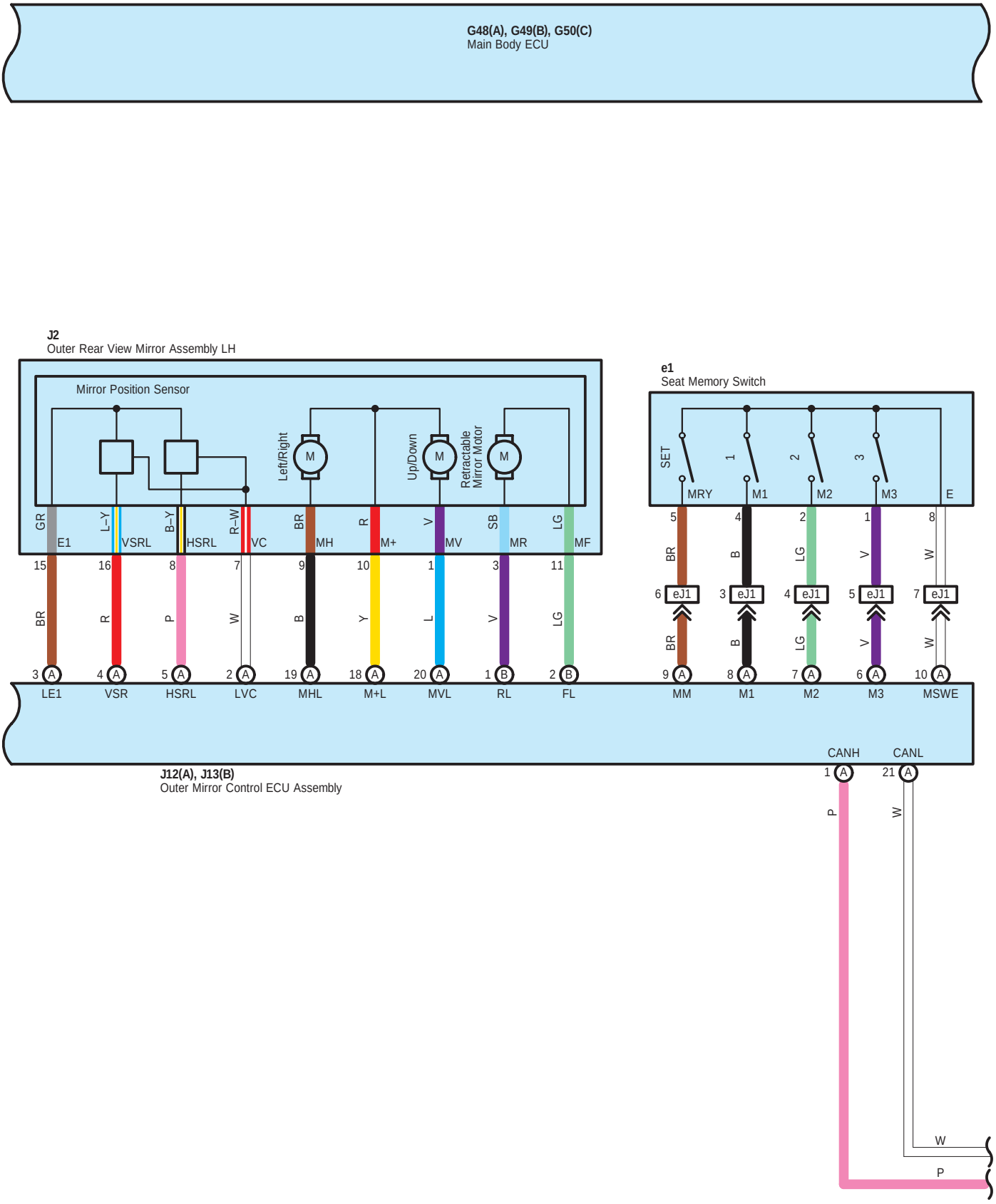
G48(A), G49(B), G50(C)
Main Body ECU
J2
Outer Rear View Mirror Assembly LH
Mirror Position Sensor
Left/Right
Up/Down
Retractable Mirror Motor
M
GR
E1
L-Y
VSRL
B-Y
HSRL
R-W
VC
BR
MH
R
M+
V
MV
SB
MR
LG
MF
15
16
8
7
9
10
1
3
11
BR
R
P
W
B
Y
L
V
LG
3 A
4 A
5 A
2 A
19 A
18 A
20 A
1 B
2 B
LE1
VSR
HSRL
LVC
MHL
M+L
MVL
RL
FL
e1
Seat Memory Switch
SET
1
2
3
MRY
M1
M2
M3
E
5
4
2
1
8
BR
B
LG
V
W
6 eJ1
3 eJ1
4 eJ1
5 eJ1
7 eJ1
9 A
8 A
7 A
6 A
10 A
MM
M1
M2
M3
MSWE
J12(A), J13(B)
Outer Mirror Control ECU Assembly
CANH
CANL
1 A
21 A
P
W
W
P

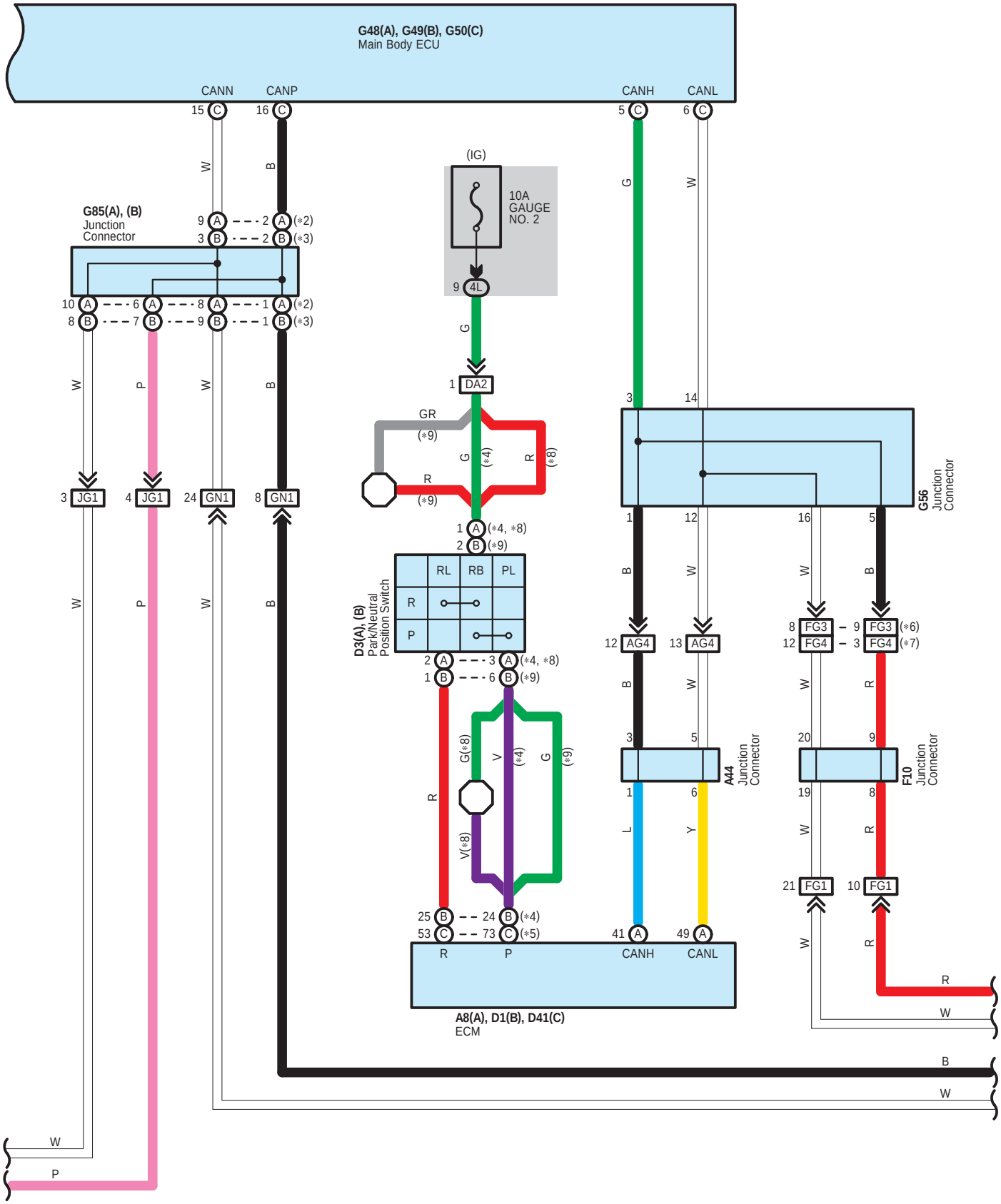
G48(A), G49(B), G50(C)
Main Body ECU
CANN
CANP
CANH
CANL
15 C
16 C
5 C
6 C
W
B
G
W
(IG)
10A
GAUGE
NO. 2
9 4L
G85(A), (B)
Junction
Connector
9 A
3 B
2 A (*2)
2 B (*3)
10 A
8 B
6 A
7 B
8 A
9 B
1 A (*2)
1 B (*3)
W
P
W
B
G
1 DA2
GR
(*9)
G
(*4)
R
(*8)
R
(*9)
3 JG1
4 JG1
24 GN1
8 GN1
1 A (*4, *8)
2 B (*9)
3
14
G56
Junction
Connector
1
12
16
5
B
W
W
B
D3(A), (B)
Park/Neutral
Position Switch
RL
RB
PL
R
P
12 AG4
13 AG4
8 FG3
12 FG4
9 FG3 (*6)
3 FG4 (*7)
2 A
1 B
3 A (*4, *8)
6 B (*9)
B
W
W
R
G(*8)
V
(*4)
G
(*9)
R
V(*8)
3
5
20
9
A44
Junction
Connector
F10
Junction
Connector
1
6
19
8
L
Y
W
R
21 FG1
10 FG1
25 B
53 C
24 B (*4)
73 C (*5)
41 A
49 A
R
P
CANH
CANL
A8(A), D1(B), D41(C)
ECM
R
W
B
W
W
P

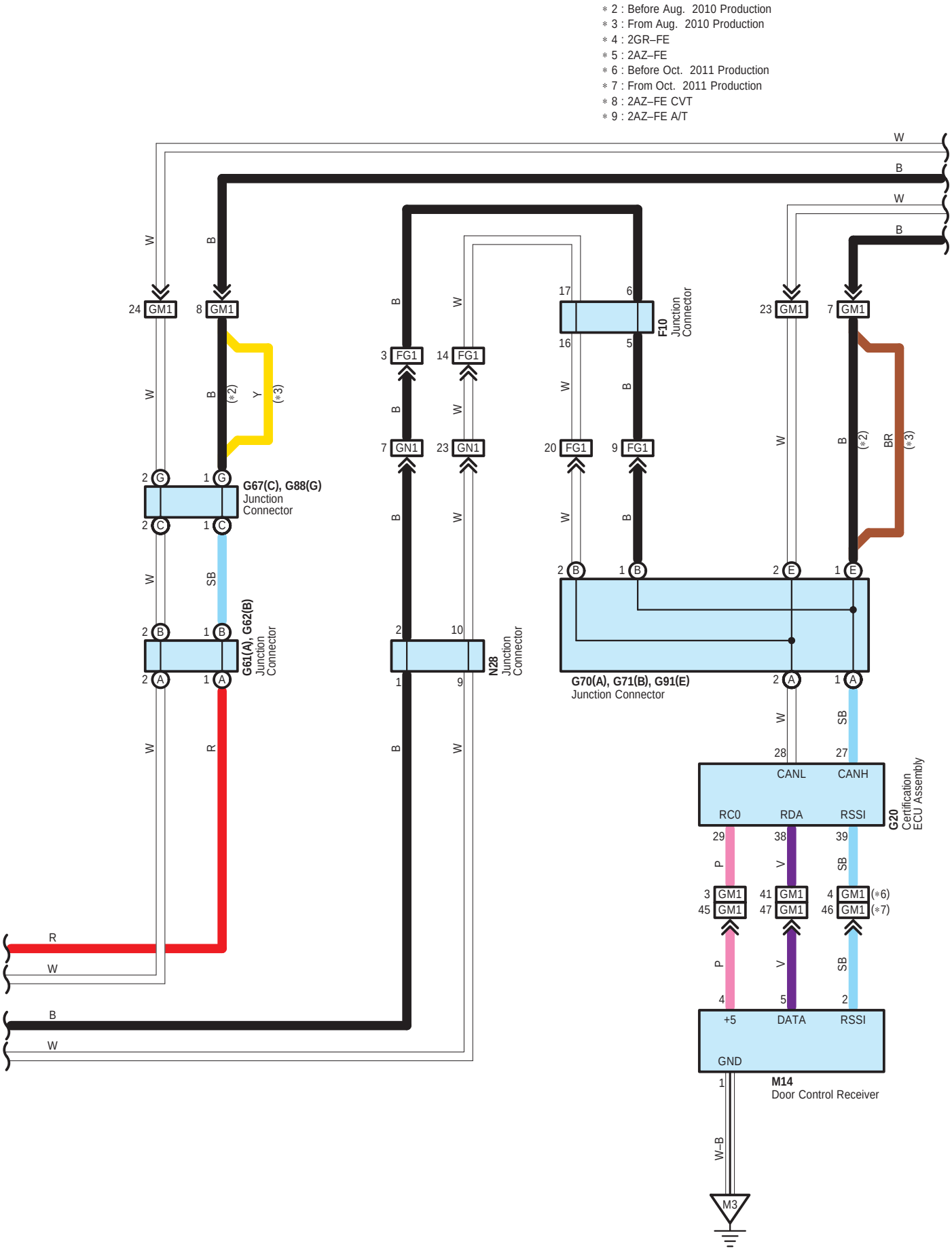
* 2 : Before Aug. 2010 Production
* 3 : From Aug. 2010 Production
* 4 : 2GR–FE
* 5 : 2AZ–FE
* 6 : Before Oct. 2011 Production
* 7 : From Oct. 2011 Production
* 8 : 2AZ–FE CVT
* 9 : 2AZ–FE A/T
G67(C), G88(G)
Junction
Connector
G61(A), G62(B)
Junction
Connector
N28
Junction
Connector
F10
Junction
Connector
G70(A), G71(B), G91(E)
Junction Connector
G20
Certification
ECU Assembly
CANL
CANH
RC0
RDA
RSSI
+5
DATA
RSSI
GND
M14
Door Control Receiver
M3
W–B

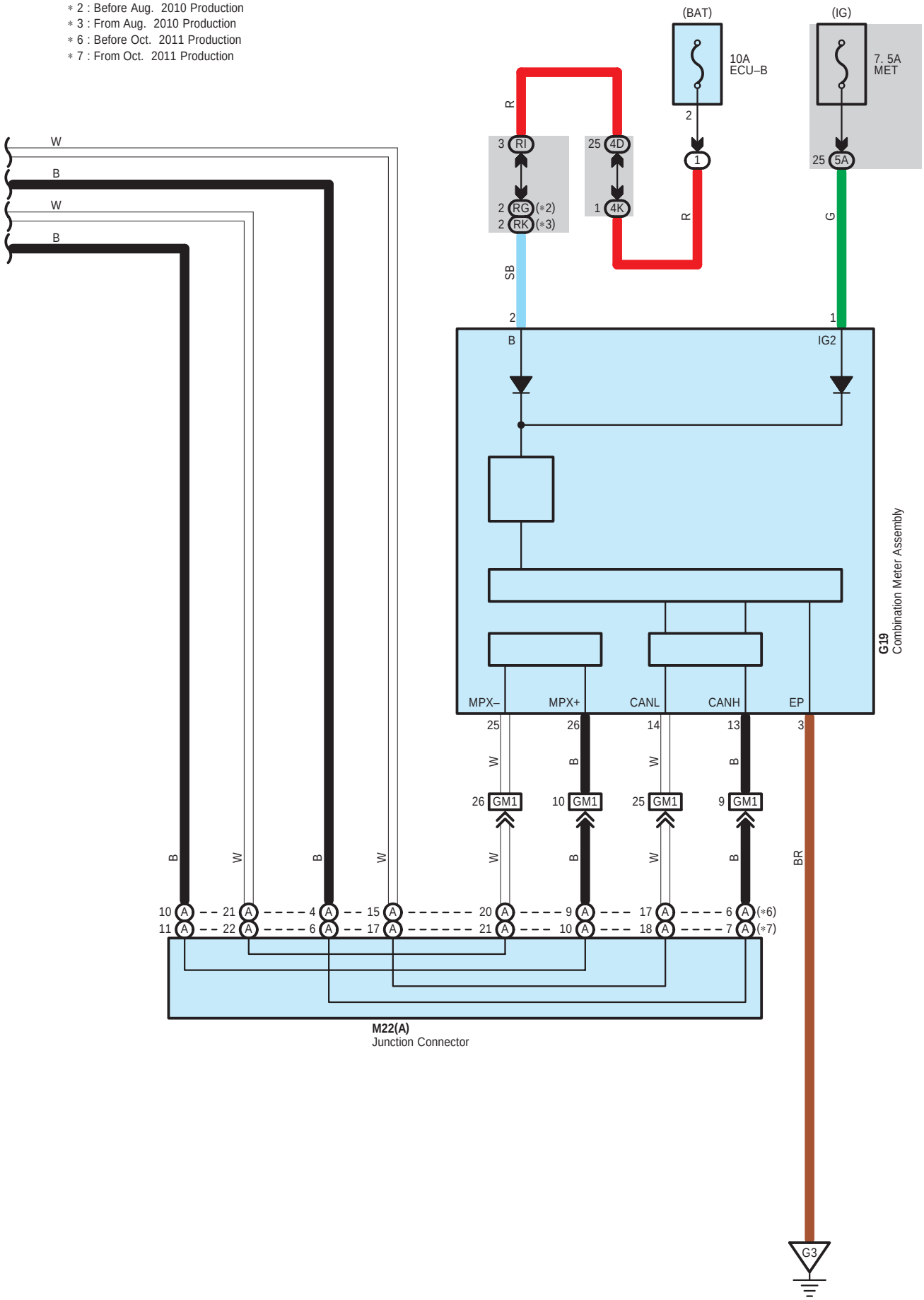
∗ 2 : Before Aug. 2010 Production
∗ 3 : From Aug. 2010 Production
∗ 6 : Before Oct. 2011 Production
∗ 7 : From Oct. 2011 Production
(BAT)
10A
ECU–B
(IG)
7. 5A
MET
R
3 RI
25 4D
2 RG (∗2)
2 RK (∗3)
1 4K
SB
G
B
IG2
MPX–
MPX+
CANL
CANH
EP
25
26
14
13
3
W
B
26 GM1
10 GM1
25 GM1
9 GM1
BR
10 A
11 A
21 A
22 A
4 A
6 A
15 A
17 A
20 A
21 A
9 A
10 A
17 A
18 A
6 A (∗6)
7 A (∗7)
M22(A)
Junction Connector
G19
Combination Meter Assembly
G3

A 8
Black

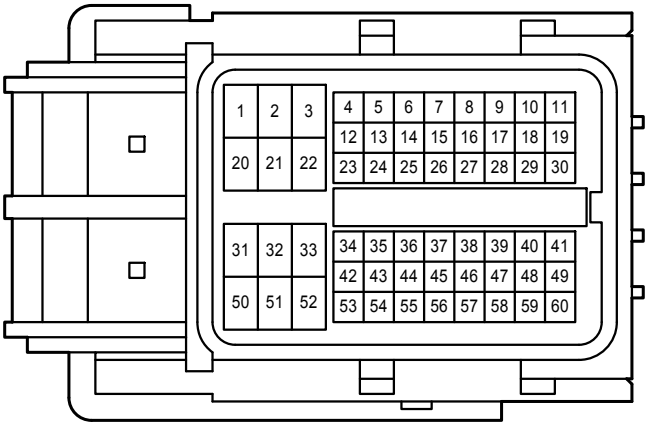

A 44
Gray

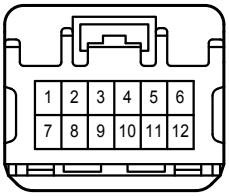

(Before Oct. 2011 Production)

A 44
Black

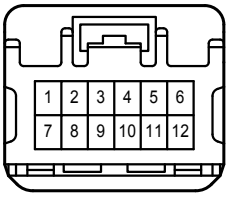

(From Oct. 2011 Production)

D 1
Black

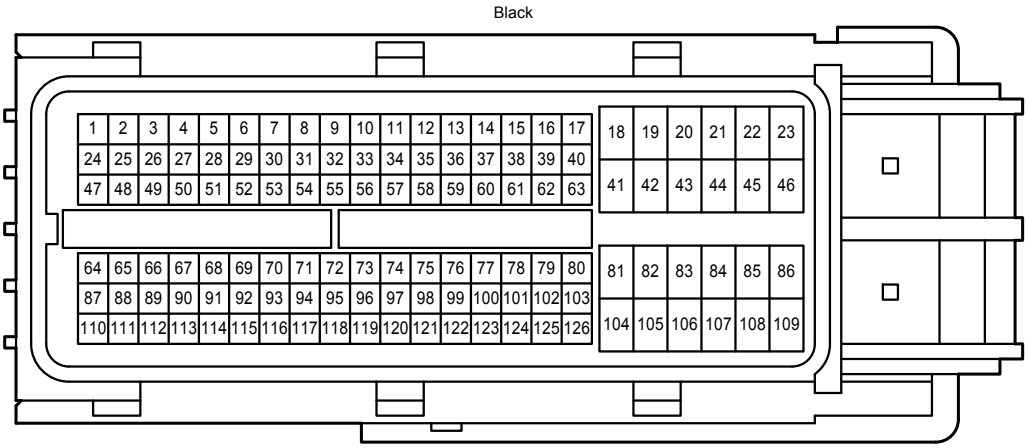

D 3
Gray

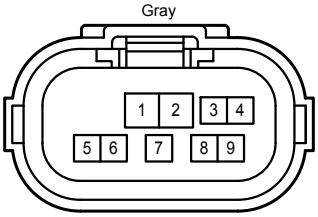

D 41
Black

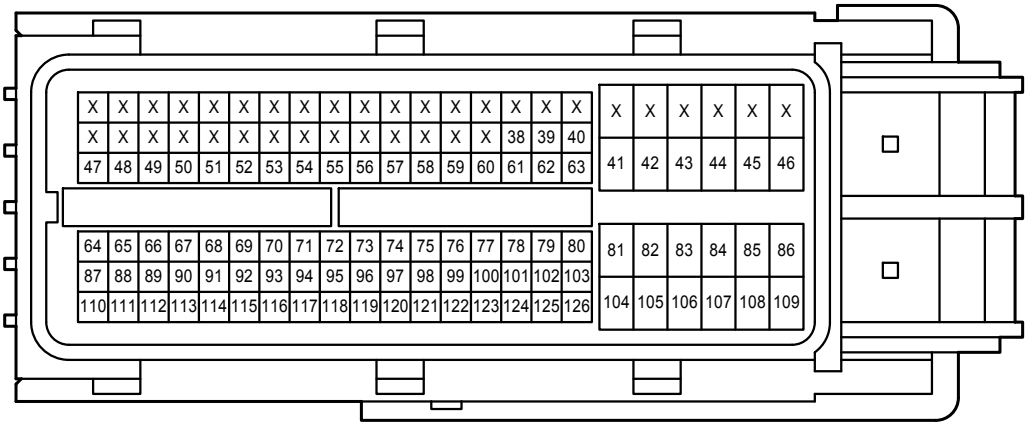

F 10
Black

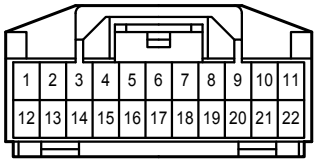

G 19
White

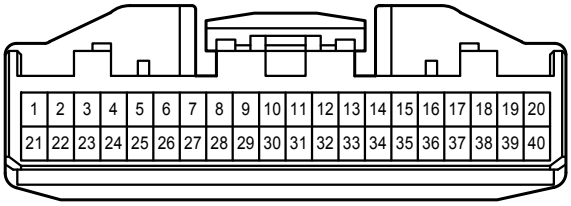

G 20
White

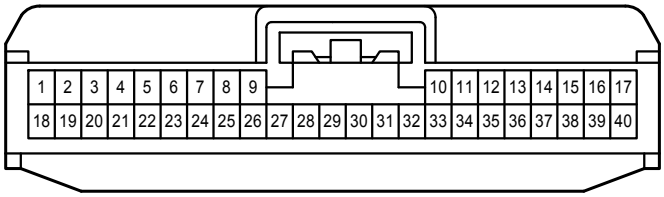

G 46
White

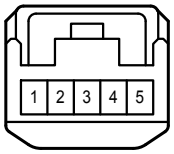

G 48
White

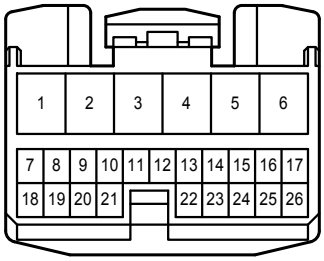

G 49
White

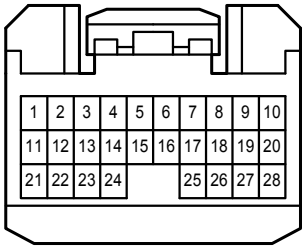

G 50
White

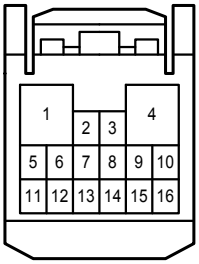

G 52
Gray

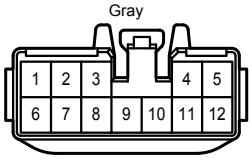

G 53
Black

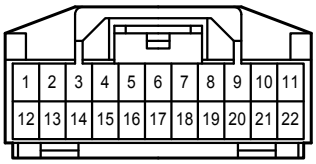

G 56
Gray

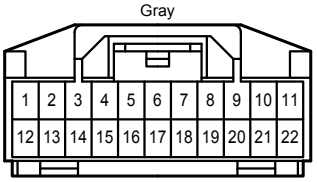

G 61
Brown

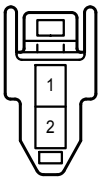

G 62
Brown

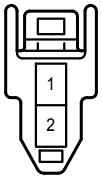

G 67
White

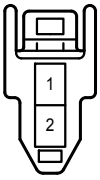

G 70
Gray

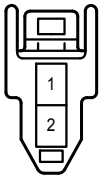

G 71
Gray

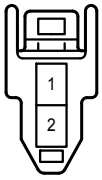

G 74
White

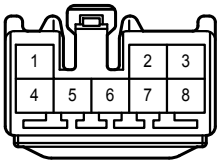

G 85
Gray

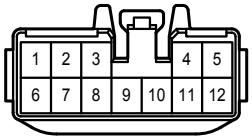

G 88
White

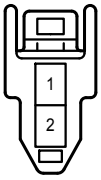

G 91
Gray

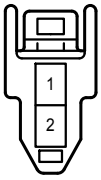

I 2
White

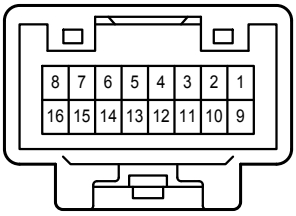

J 2
White

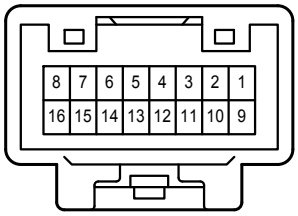

J 8
Blue

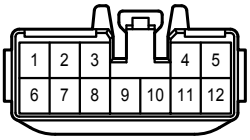

J 11
Blue

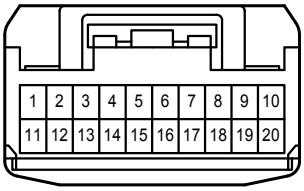

J 12
White

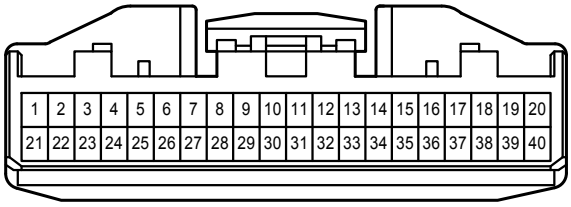

J 13
White

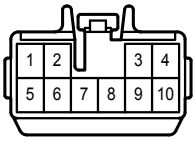

M 14
White

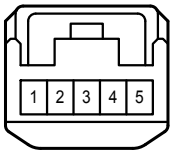

M 22
Black

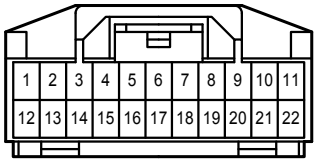

N 3
White

N 28
White

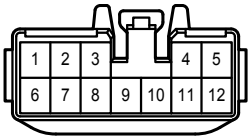

N 31
Gray

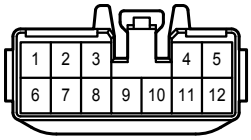

e 1
White

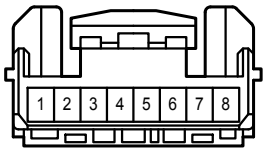

4A
White

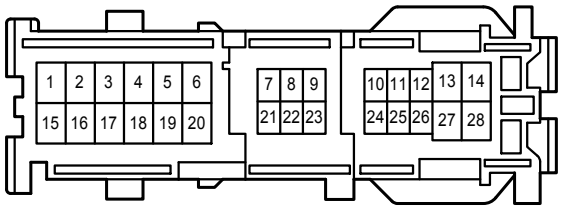

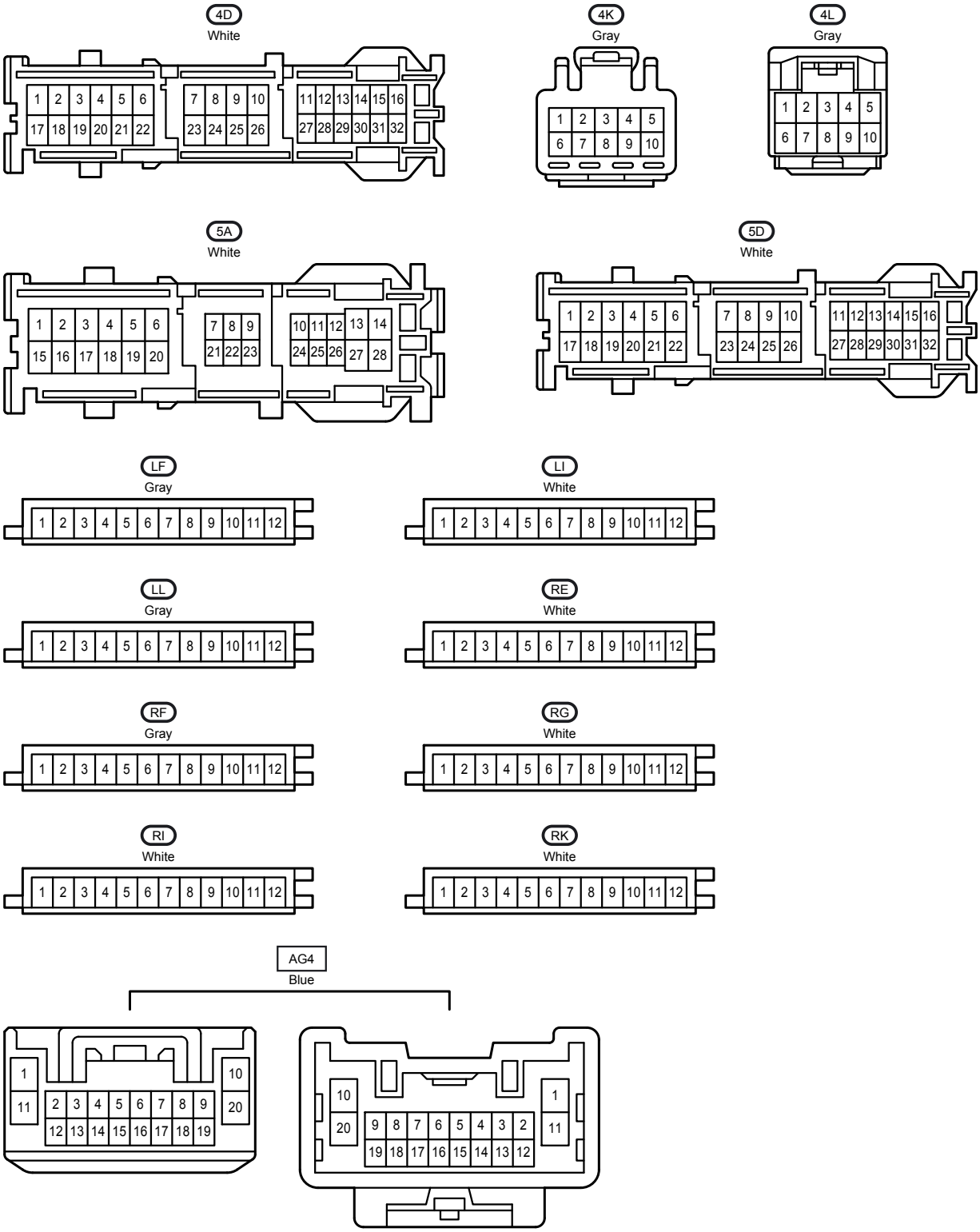
4D
White
4K
Gray
4L
Gray
5A
White
5D
White
LF
Gray
LI
White
LL
Gray
RE
White
RF
Gray
RG
White
RI
White
RK
White
AG4
Blue

DA2
White

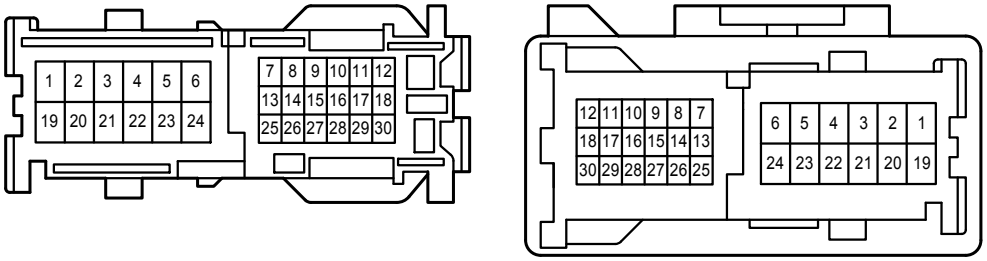

FG1
Blue

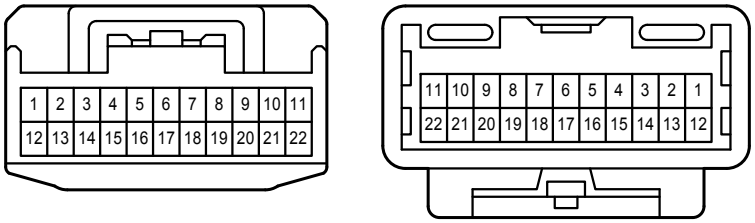

FG3
White

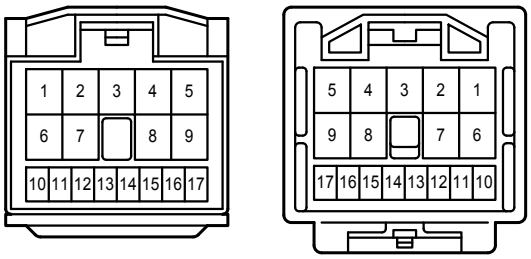

FG4
Gray

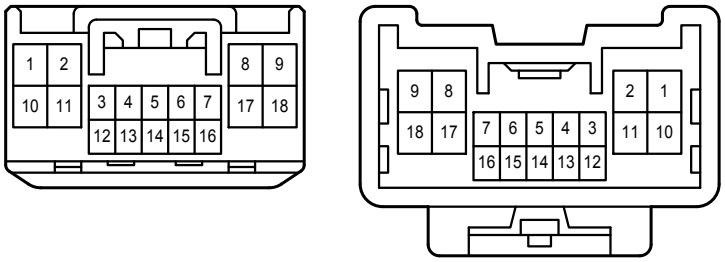

GM1
White

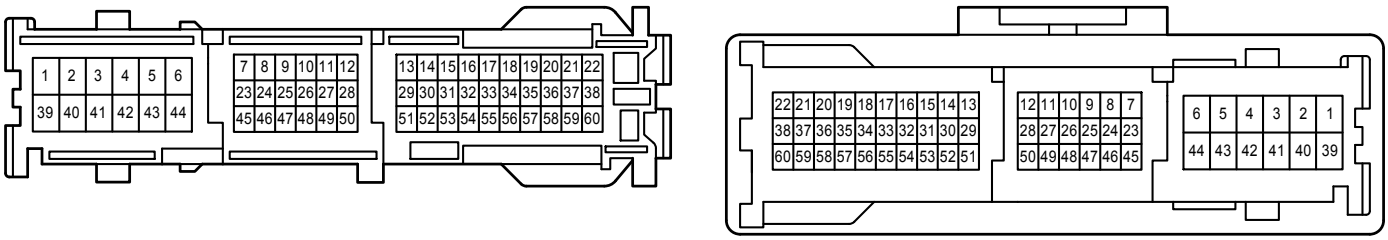

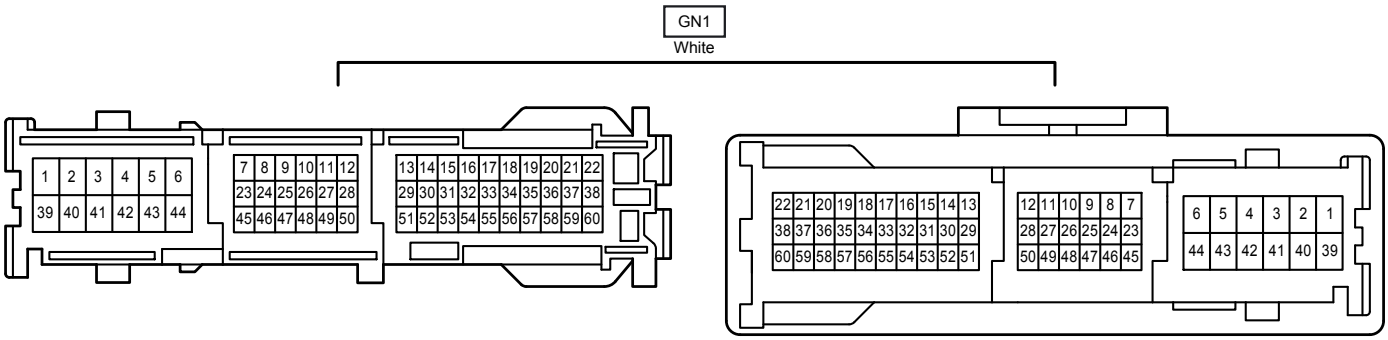
GN1
White

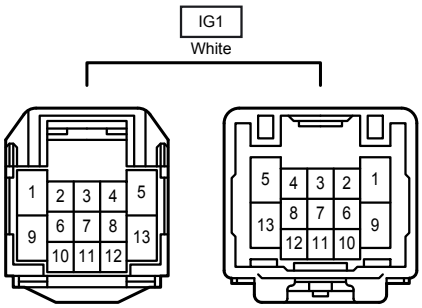
IG1
White

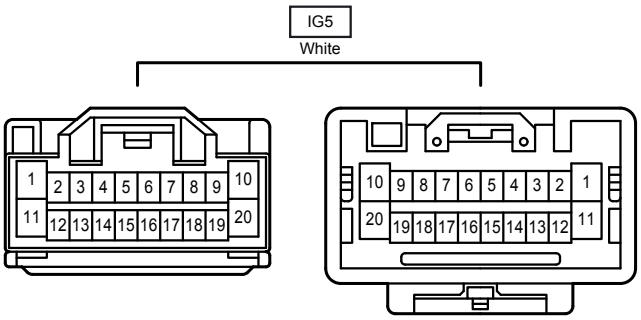
IG5
White

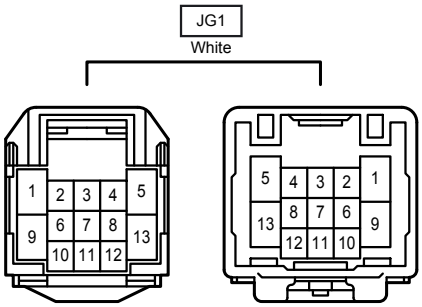
JG1
White

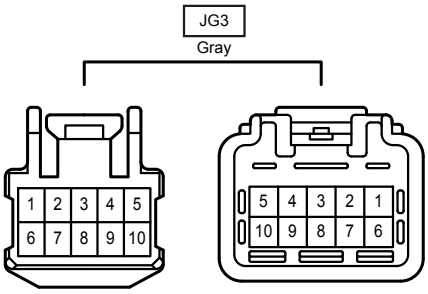
JG3
Gray

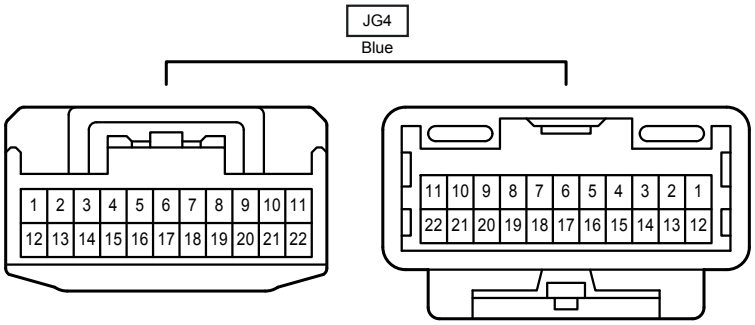
JG4
Blue

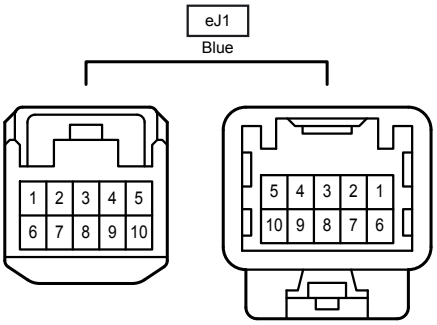
eJ1
Blue