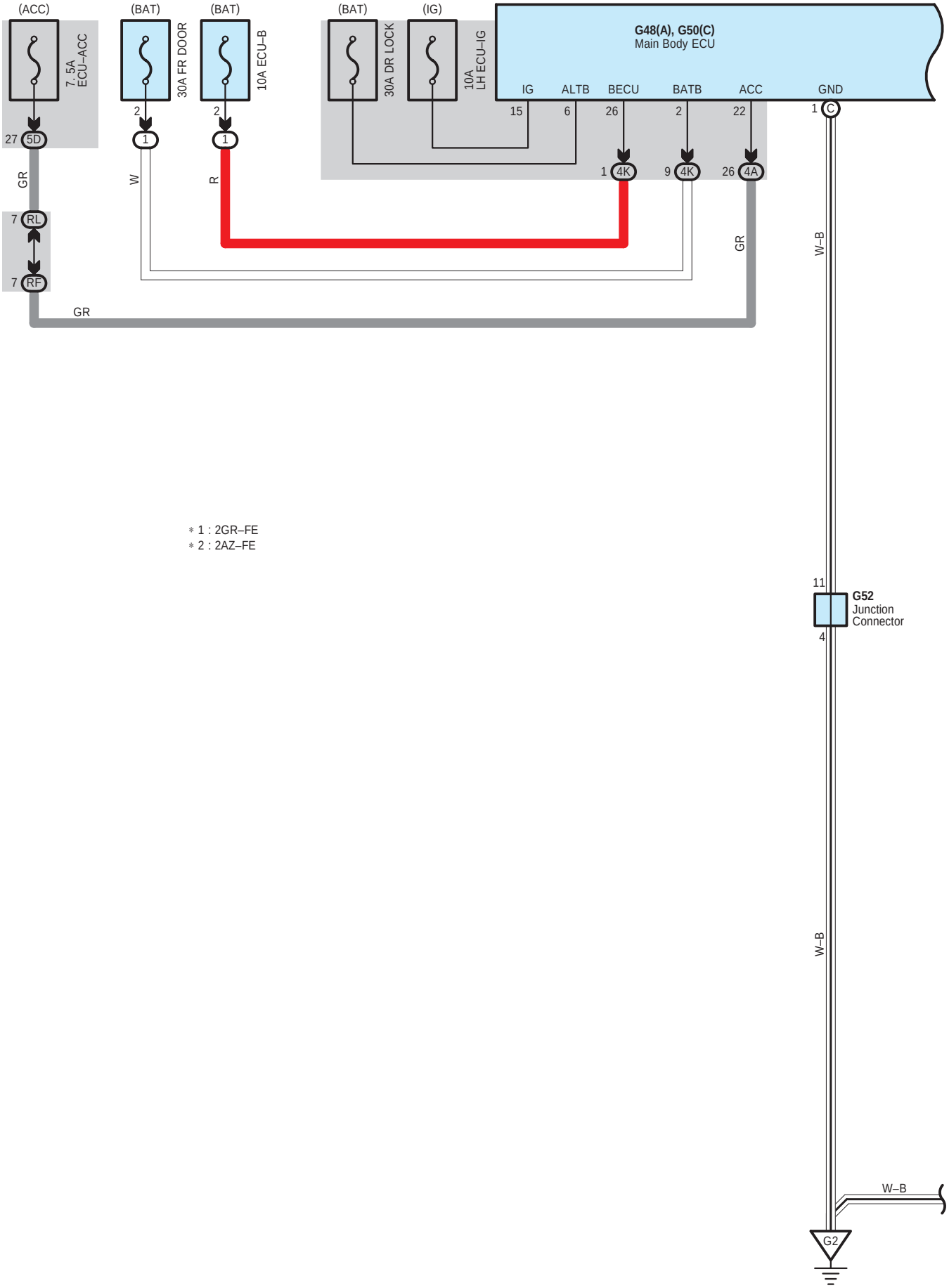

* 1 : 2GR–FE
* 2 : 2AZ–FE

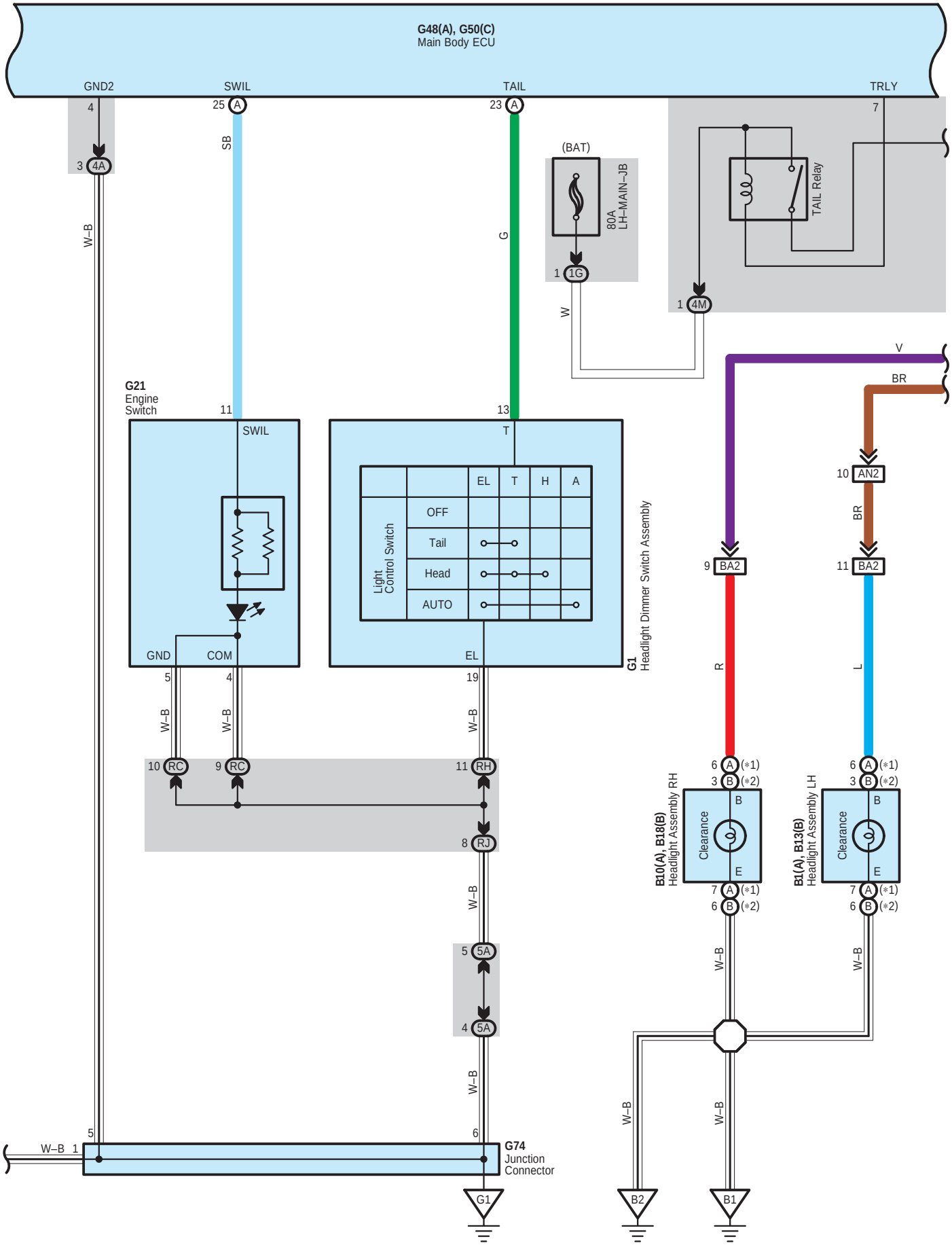
G48(A), G50(C)
Main Body ECU
GND2
SWIL
TAIL
TRLY
4
3 4A
25 A
SB
23 A
G
7
(BAT)
80A
LH–MAIN–JB
1 1G
W
TAIL Relay
1 4M
V
BR
W–B
G21
Engine
Switch
11
SWIL
13
T
EL
T
H
A
OFF
Tail
Head
AUTO
Light
Control Switch
GND
COM
EL
G1
Headlight Dimmer Switch Assembly
10 AN2
BR
9 BA2
11 BA2
R
L
5
4
19
10 RC
9 RC
11 RH
8 RJ
5 5A
4 5A
6 A (*1)
3 B (*2)
B
Clearance
E
7 A (*1)
6 B (*2)
B10(A), B18(B)
Headlight Assembly RH
B1(A), B13(B)
Headlight Assembly LH
5
W–B 1
6
G74
Junction
Connector
G1
B2
B1

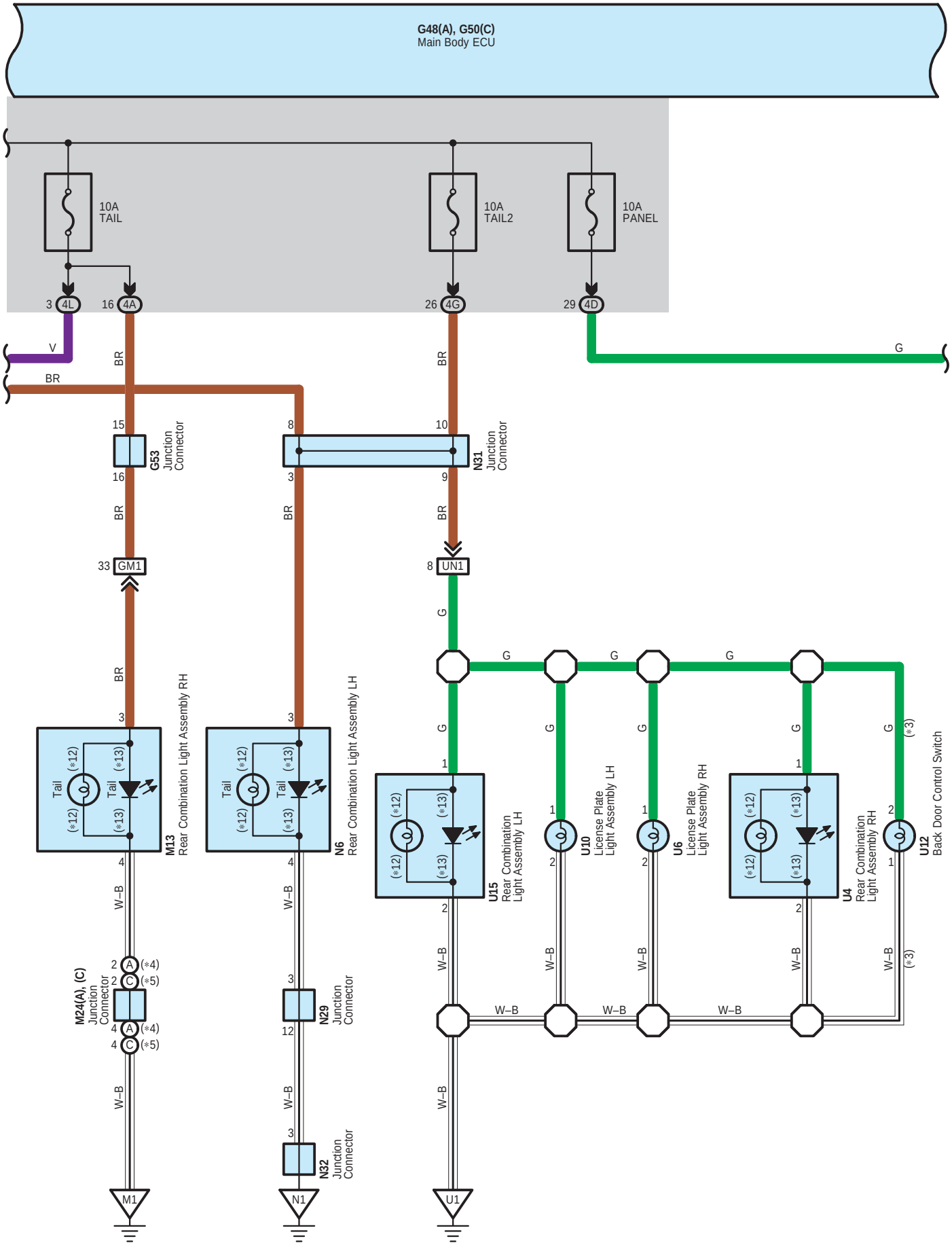
G48(A), G50(C)
Main Body ECU
10A
TAIL
10A
TAIL2
10A
PANEL
3 4L
16 4A
26 4G
29 4D
V
BR
G
15
16
G53
Junction
Connector
8
3
10
9
N31
Junction
Connector
33 GM1
8 UN1
M13
Rear Combination Light Assembly RH
N6
Rear Combination Light Assembly LH
U15
Rear Combination
Light Assembly LH
U10
License Plate
Light Assembly LH
U6
License Plate
Light Assembly RH
U4
Rear Combination
Light Assembly RH
U12
Back Door Control Switch
Tail
(*12)
(*13)
(*3)
W–B
M24(A), (C)
Junction
Connector
(*4)
(*5)
N29
Junction
Connector
N32
Junction
Connector
M1
N1
U1

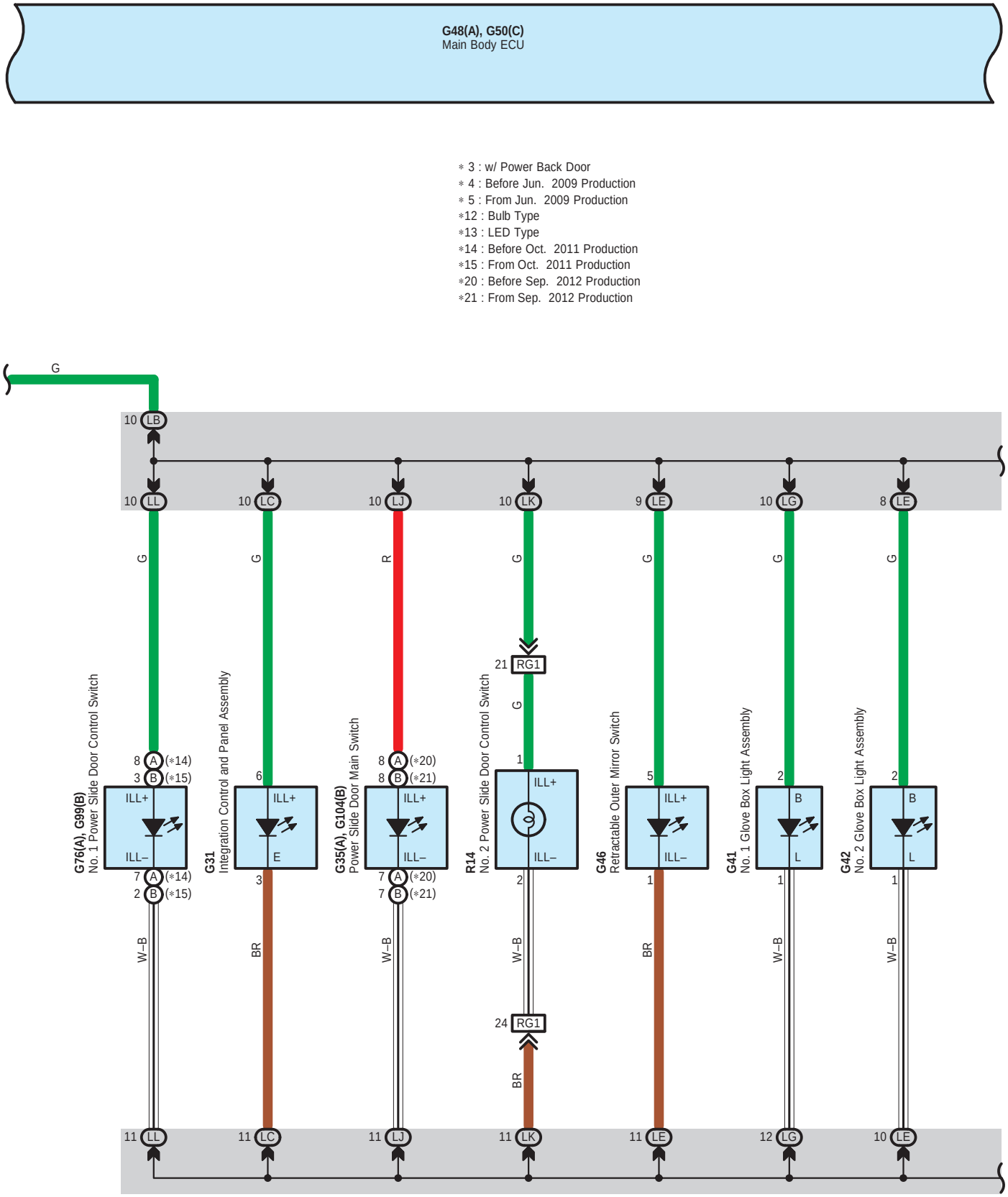
G48(A), G50(C)
Main Body ECU
∗ 3 : w/ Power Back Door
∗ 4 : Before Jun. 2009 Production
∗ 5 : From Jun. 2009 Production
∗12 : Bulb Type
∗13 : LED Type
∗14 : Before Oct. 2011 Production
∗15 : From Oct. 2011 Production
∗20 : Before Sep. 2012 Production
∗21 : From Sep. 2012 Production
G
10 LB
10 LL
10 LC
10 LJ
10 LK
9 LE
10 LG
8 LE
G76(A), G99(B)
No. 1 Power Slide Door Control Switch
G31
Integration Control and Panel Assembly
G35(A), G104(B)
Power Slide Door Main Switch
R14
No. 2 Power Slide Door Control Switch
G46
Retractable Outer Mirror Switch
G41
No. 1 Glove Box Light Assembly
G42
No. 2 Glove Box Light Assembly
21 RG1
24 RG1
ILL+
ILL–
W–B
BR
11 LL
11 LC
11 LJ
11 LK
11 LE
12 LG
10 LE

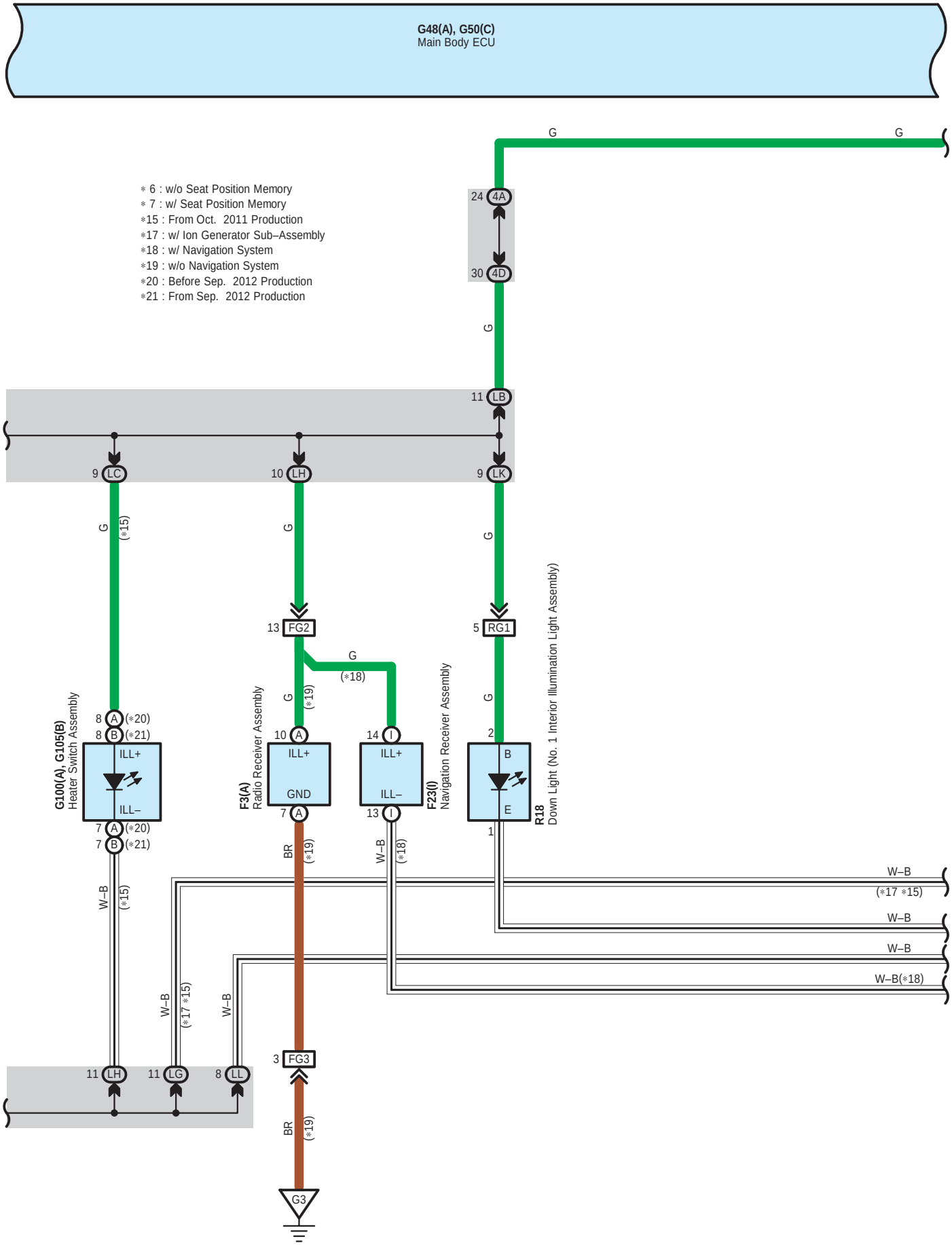
G48(A), G50(C)
Main Body ECU
∗ 6 : w/o Seat Position Memory
∗ 7 : w/ Seat Position Memory
∗15 : From Oct. 2011 Production
∗17 : w/ Ion Generator Sub–Assembly
∗18 : w/ Navigation System
∗19 : w/o Navigation System
∗20 : Before Sep. 2012 Production
∗21 : From Sep. 2012 Production
G
24 4A
30 4D
11 LB
9 LC
10 LH
9 LK
(∗15)
13 FG2
5 RG1
(∗18)
(∗19)
G100(A), G105(B)
Heater Switch Assembly
8 A (∗20)
8 B (∗21)
ILL+
ILL–
7 A (∗20)
7 B (∗21)
F3(A)
Radio Receiver Assembly
10 A
ILL+
GND
7 A
F23(I)
Navigation Receiver Assembly
14 I
ILL+
ILL–
13 I
R18
Down Light (No. 1 Interior Illumination Light Assembly)
2
B
E
1
BR
W–B
(∗17 ∗15)
W–B(∗18)
11 LH
11 LG
8 LL
3 FG3
G3

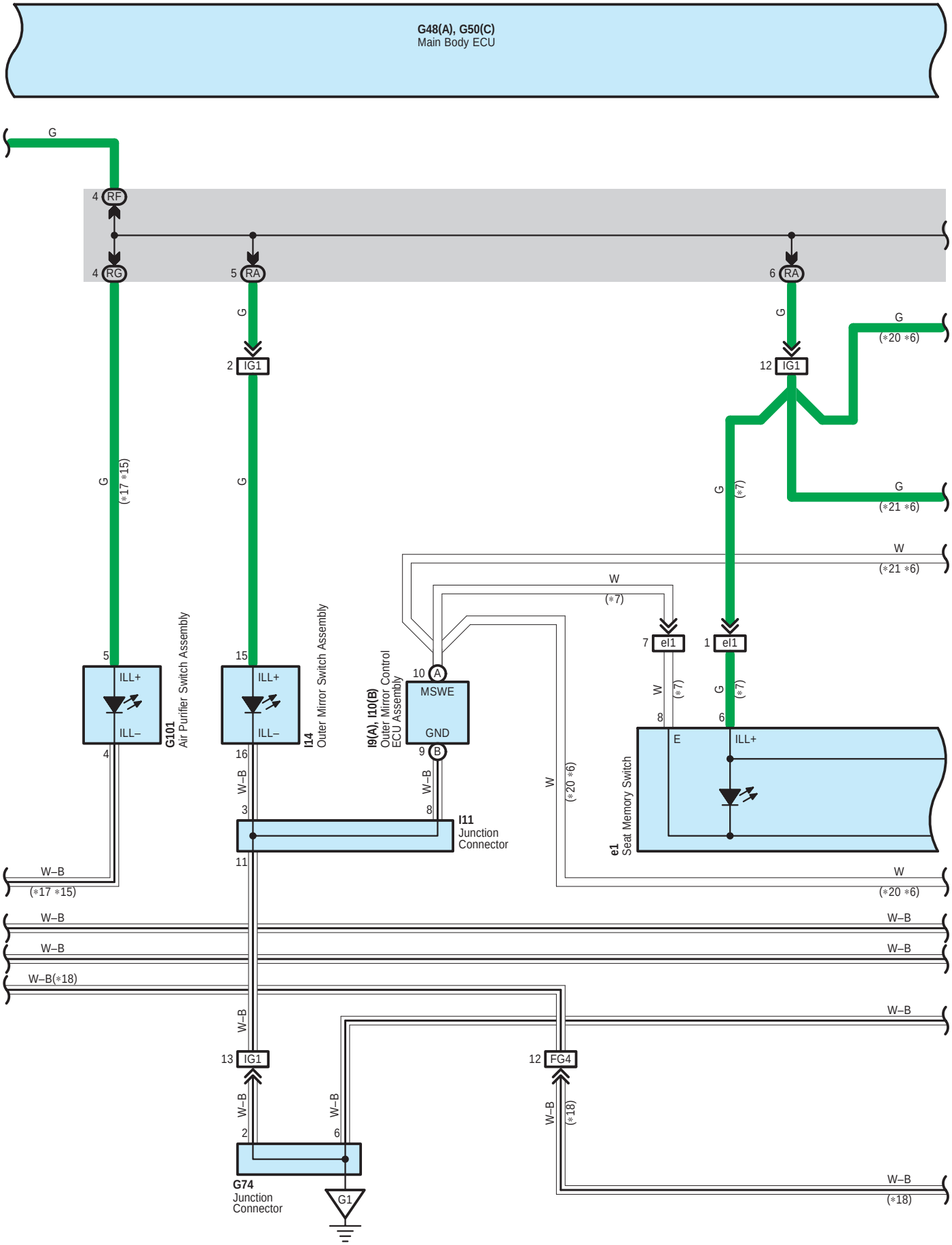
G48(A), G50(C)
Main Body ECU
G
4 RF
4 RG
5 RA
6 RA
2 IG1
12 IG1
G (*20 *6)
G (*21 *6)
G (*17 *15)
G (*7)
W (*21 *6)
W (*7)
7 el1
1 el1
5 ILL+
ILL–
4
G101
Air Purifier Switch Assembly
15 ILL+
ILL–
16
I14
Outer Mirror Switch Assembly
I9(A), I10(B)
Outer Mirror Control
ECU Assembly
10 A
MSWE
GND
9 B
W–B
3
8
I11
Junction
Connector
11
W–B (*17 *15)
W (*20 *6)
8 E
6 ILL+
e1
Seat Memory Switch
W–B
W–B(*18)
13 IG1
12 FG4
2
6
G74
Junction
Connector
G1
W–B (*18)

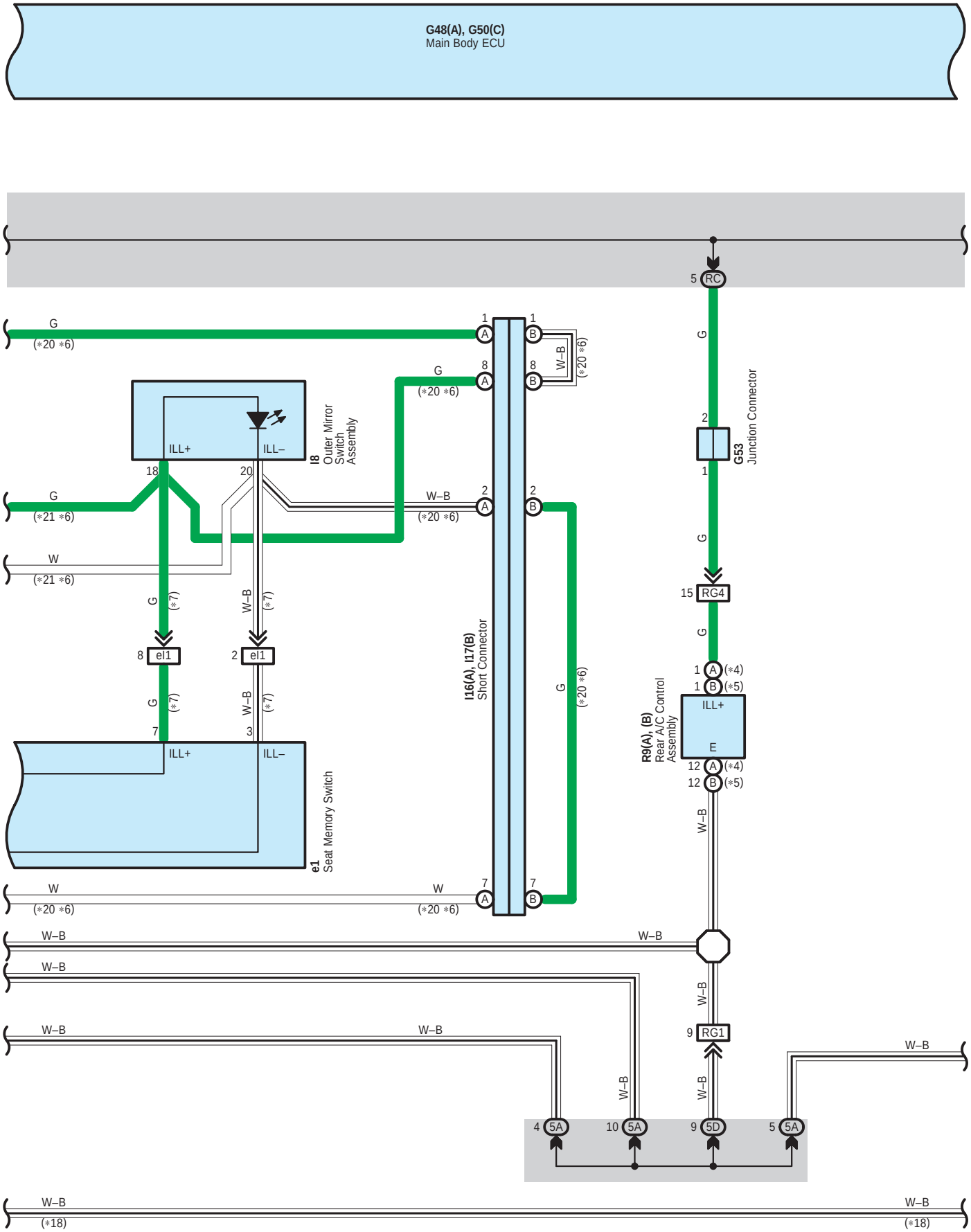
G48(A), G50(C)
Main Body ECU
I8
Outer Mirror Switch Assembly
ILL+
ILL–
e1
Seat Memory Switch
I16(A), I17(B)
Short Connector
G53
Junction Connector
R9(A), (B)
Rear A/C Control Assembly
RC
RG4
RG1
5A
5D
G
W–B
W
(*20 *6)
(*21 *6)
(*7)
(*4)
(*5)
(*18)

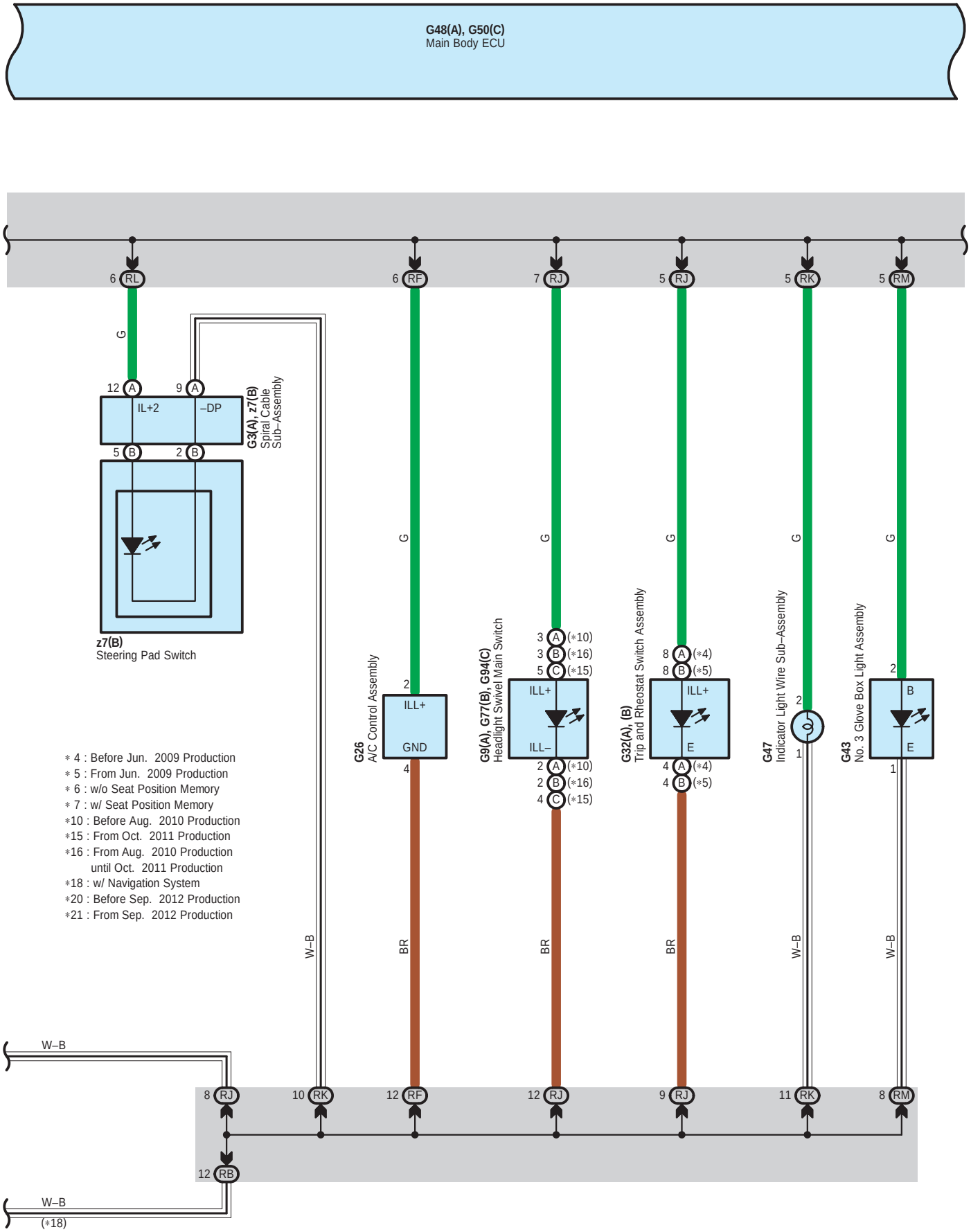
G48(A), G50(C)
Main Body ECU
6 RL
6 RF
7 RJ
5 RJ
5 RK
5 RM
G
12 A
9 A
IL+2
–DP
5 B
2 B
G3(A), z7(B)
Spiral Cable
Sub–Assembly
z7(B)
Steering Pad Switch
G26
A/C Control Assembly
2
ILL+
GND
4
G9(A), G77(B), G94(C)
Headlight Swivel Main Switch
3 A (∗10)
3 B (∗16)
5 C (∗15)
ILL+
ILL–
2 A (∗10)
2 B (∗16)
4 C (∗15)
G32(A), (B)
Trip and Rheostat Switch Assembly
8 A (∗4)
8 B (∗5)
ILL+
E
4 A (∗4)
4 B (∗5)
G47
Indicator Light Wire Sub–Assembly
2
1
G43
No. 3 Glove Box Light Assembly
2
B
E
1
BR
W–B
∗ 4 : Before Jun. 2009 Production
∗ 5 : From Jun. 2009 Production
∗ 6 : w/o Seat Position Memory
∗ 7 : w/ Seat Position Memory
∗10 : Before Aug. 2010 Production
∗15 : From Oct. 2011 Production
∗16 : From Aug. 2010 Production
until Oct. 2011 Production
∗18 : w/ Navigation System
∗20 : Before Sep. 2012 Production
∗21 : From Sep. 2012 Production
8 RJ
10 RK
12 RF
12 RJ
9 RJ
11 RK
8 RM
12 RB
(∗18)

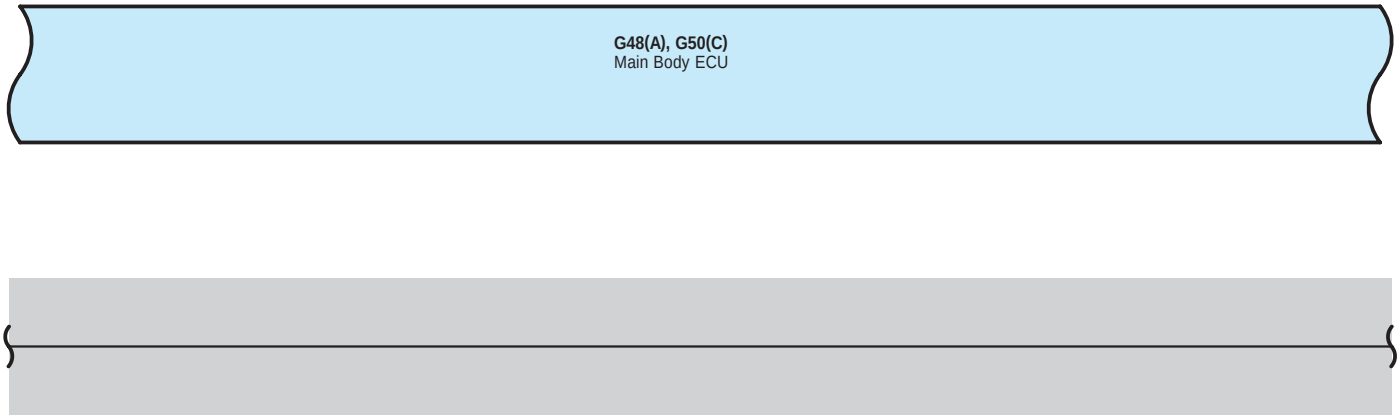
G48(A), G50(C)
Main Body ECU
G
(*22)
X6
Rear Power Seat Switch RH
12
RIL+
G
(*22)
W–B
(*22)
RGND
22
W–B
(*22)

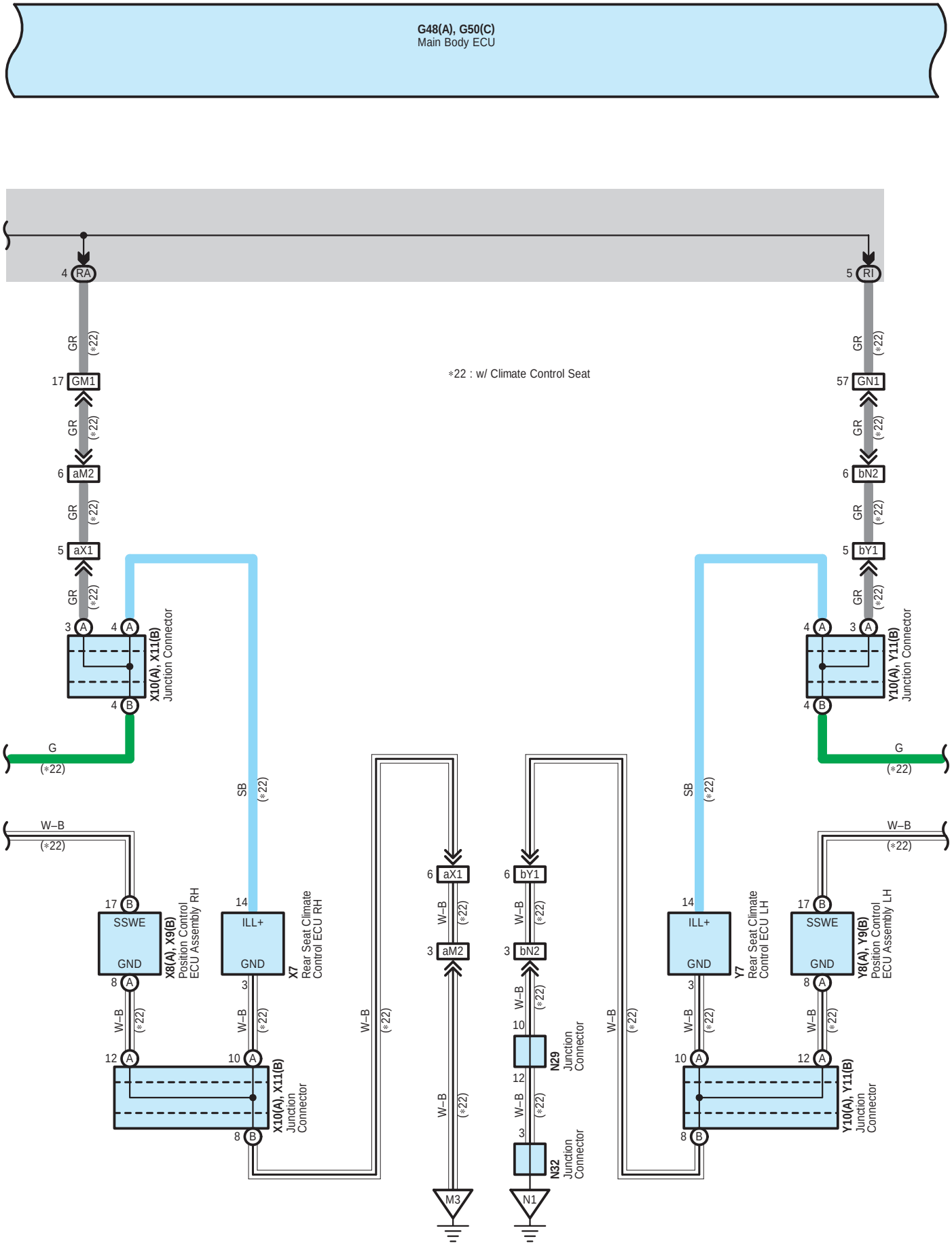
G48(A), G50(C)
Main Body ECU
4 RA
5 RI
GR
(*22)
17 GM1
57 GN1
6 aM2
6 bN2
5 aX1
5 bY1
*22 : w/ Climate Control Seat
3 A 4 A
4 B
X10(A), X11(B)
Junction Connector
4 A 3 A
4 B
Y10(A), Y11(B)
Junction Connector
G
(*22)
SB
W–B
17 B
SSWE
GND
8 A
X8(A), X9(B)
Position Control
ECU Assembly RH
14
ILL+
GND
3
X7
Rear Seat Climate
Control ECU RH
12 A
10 A
8 B
X10(A), X11(B)
Junction
Connector
6 aX1
3 aM2
M3
6 bY1
3 bN2
10
12
3
N29
Junction
Connector
N32
Junction
Connector
N1
14
ILL+
GND
3
Y7
Rear Seat Climate
Control ECU LH
17 B
SSWE
GND
8 A
Y8(A), Y9(B)
Position Control
ECU Assembly LH
10 A
12 A
8 B
Y10(A), Y11(B)
Junction
Connector

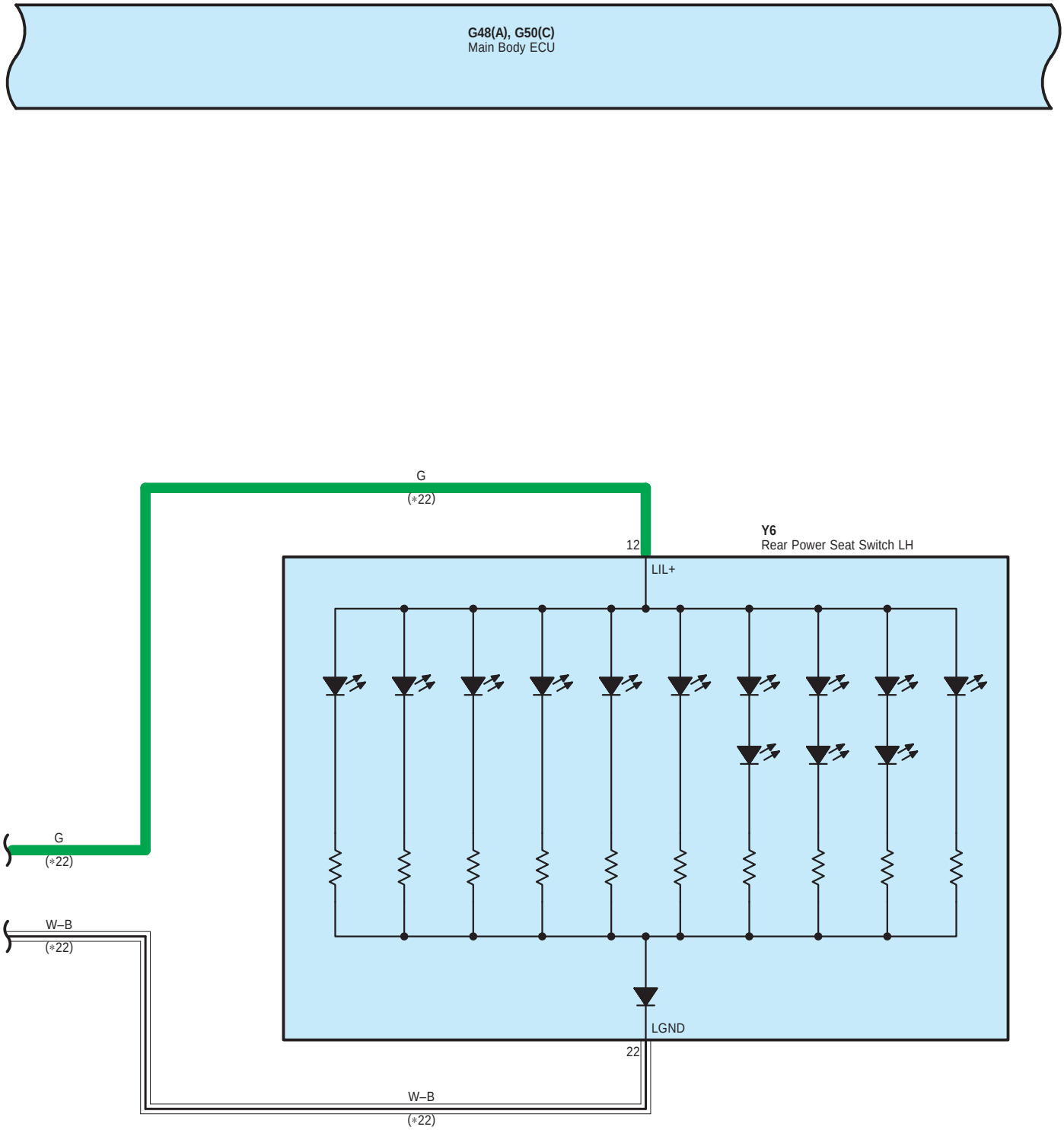
G48(A), G50(C)
Main Body ECU
G
(*22)
12
Y6
Rear Power Seat Switch LH
LIL+
G
(*22)
W–B
(*22)
LGND
22
W–B
(*22)

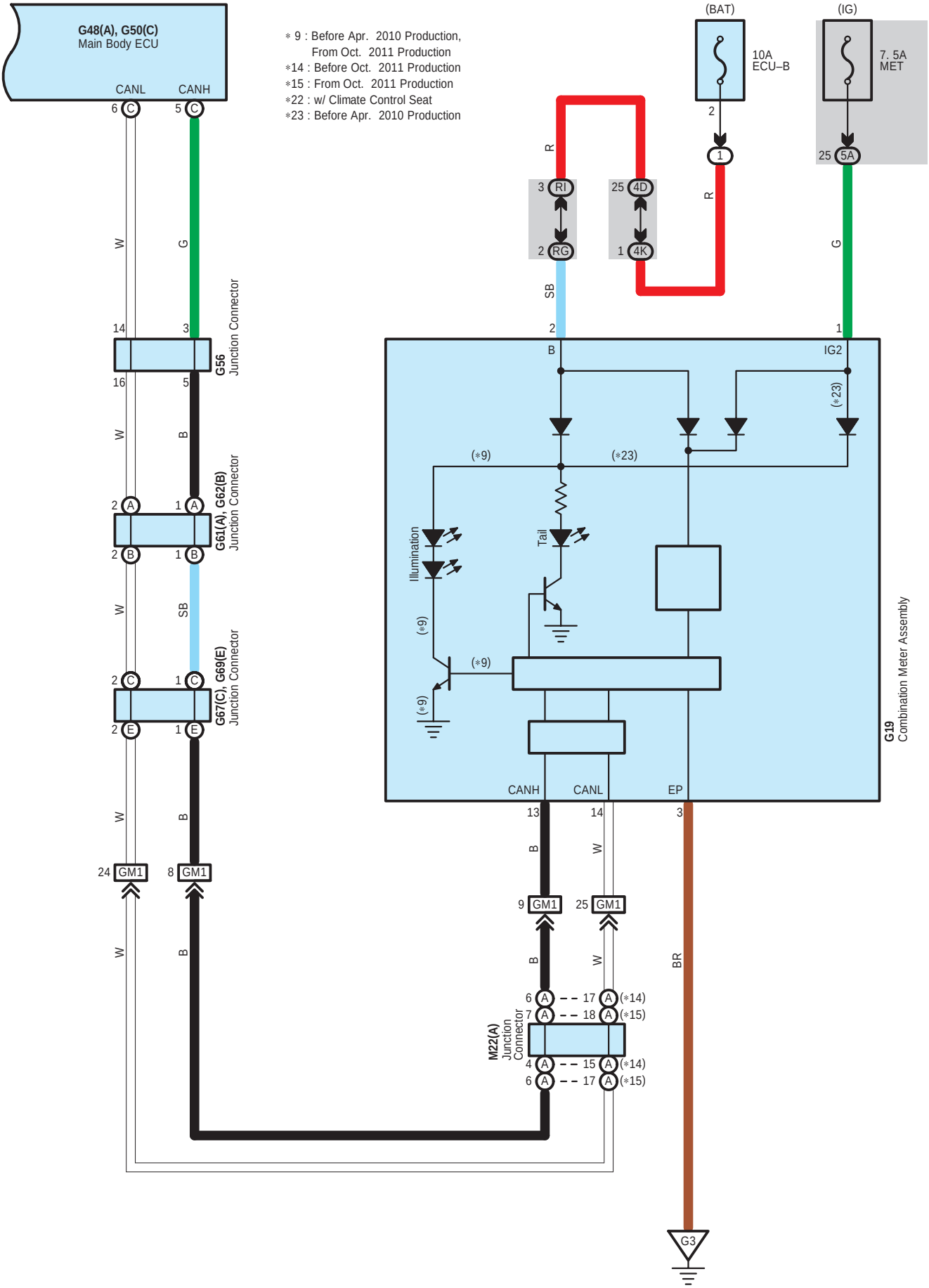
G48(A), G50(C)
Main Body ECU
CANL
CANH
∗ 9 : Before Apr. 2010 Production,
From Oct. 2011 Production
∗14 : Before Oct. 2011 Production
∗15 : From Oct. 2011 Production
∗22 : w/ Climate Control Seat
∗23 : Before Apr. 2010 Production
(BAT)
10A
ECU–B
(IG)
7. 5A
MET
G56
Junction Connector
G61(A), G62(B)
Junction Connector
G67(C), G69(E)
Junction Connector
G19
Combination Meter Assembly
Illumination
Tail
B
IG2
CANH
CANL
EP
M22(A)
Junction
Connector
GM1
G3

B 1
Gray

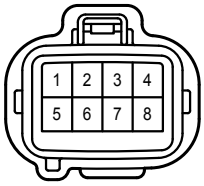

B 10
Gray



B 13
Gray

B 18
Gray

F 3
White

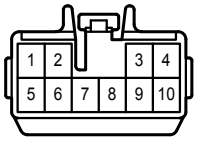

F 23
White

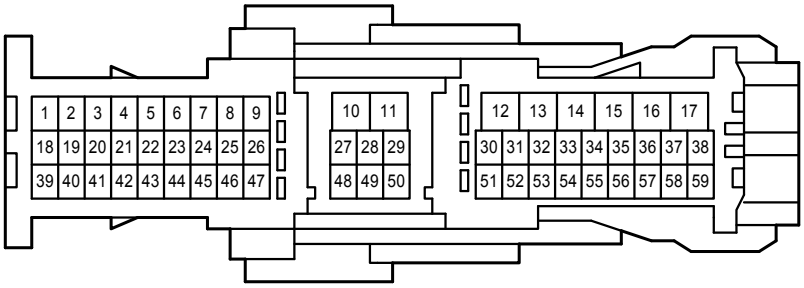

G 1
White

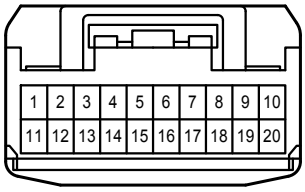

G 3
Black



G 9
Gray

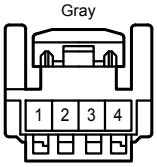

G 19
White

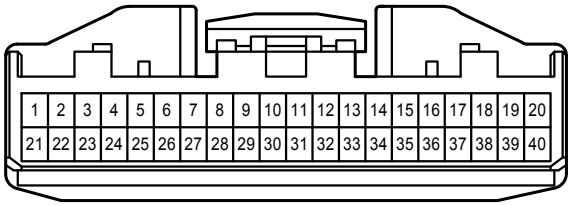

G 21
Black

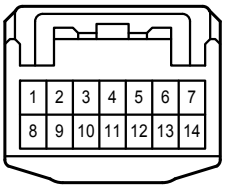

G 26
Black



G 31
White

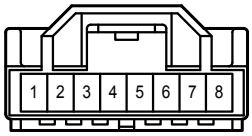

G 32
White

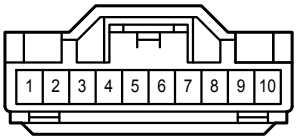

(Before Jun. 2009 Production)

G 32
Black

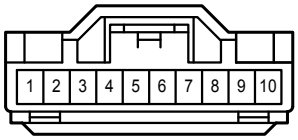

(From Jun. 2009 Production)

G 35
White

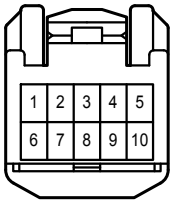

G 41
Black



G 42
Black

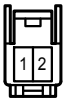

G 43
Black



G 46
White

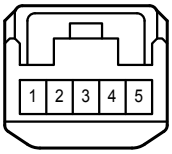

G 47
White



G 48
White

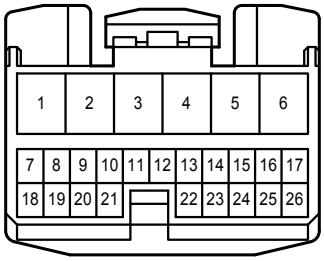

G 50
White

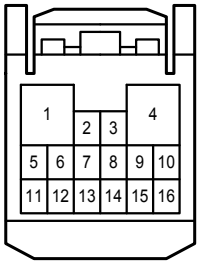

G 52
Gray

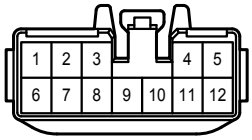

G 53
Black

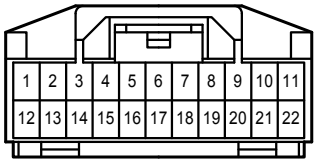

G 56
Gray

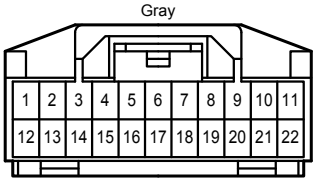

G 61
Brown

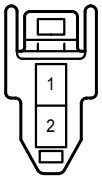

G 62
Brown

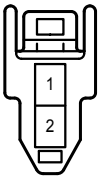

G 67
White

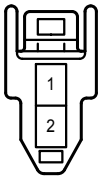

G 69
Black

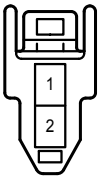

G 74
White

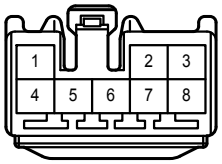

G 76
White

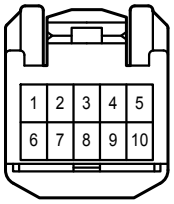

G 77
Gray

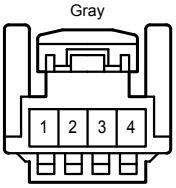

G 94
Gray

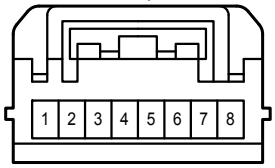

G 99
Black

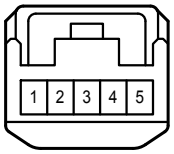

G100
White

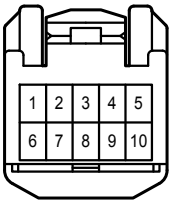

G101
Black

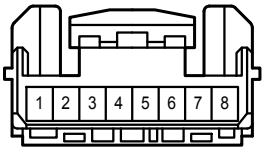

G104
Black

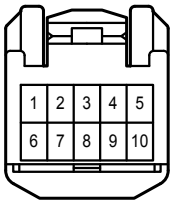

G105
Black

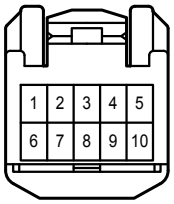

I 8
Blue

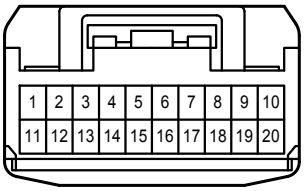

I 9
White

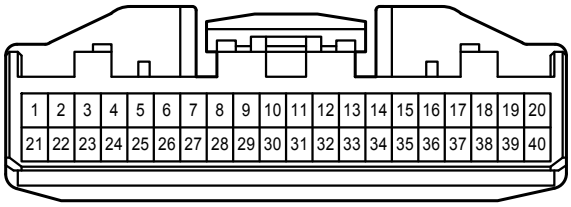

I 10
White

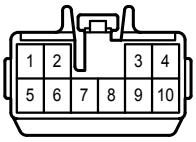

I 11
Blue

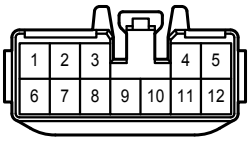

I 14
White

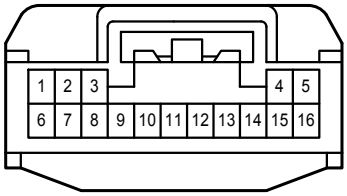

I 16
Blue

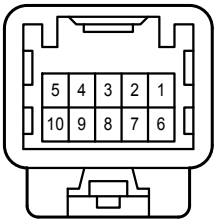

I 17
Blue

M 13
White

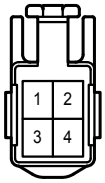

M 22
Black

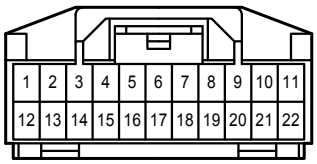

M 24
Blue



(Before Jun. 2009 Production)

M 24
Blue



(From Jun. 2009 Production)

N 6
White

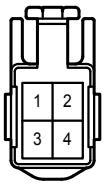

N 29
Blue

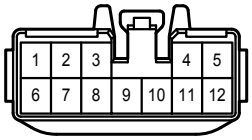

N 31
Gray

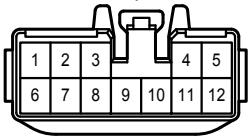

N 32
Black

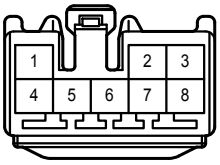

R 9
White

(Before Jun. 2009 Production)

R 9
Black

(From Jun. 2009 Production)

R 14
White



R 18
White

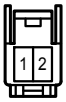

U 4
Black

U 6
Black

U 10
Black

U 12
Black



U 15
Black

X 6
Black

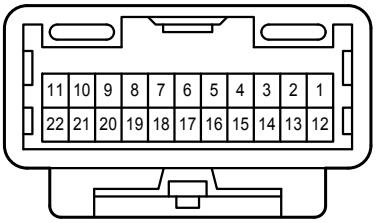

X 7
Black

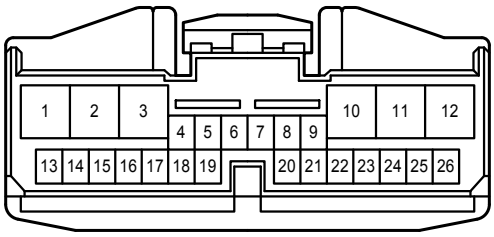

X 8
White

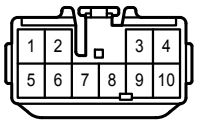

X 9
White

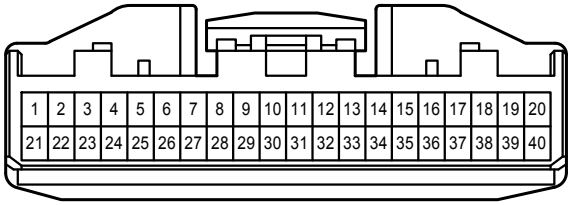

X 10
Black

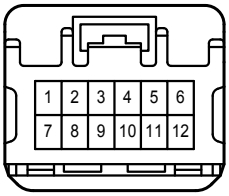

X 11
Black

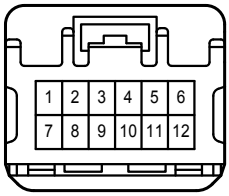

Y 6
White

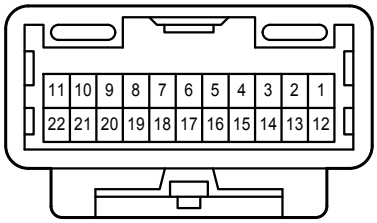

Y 7
Black

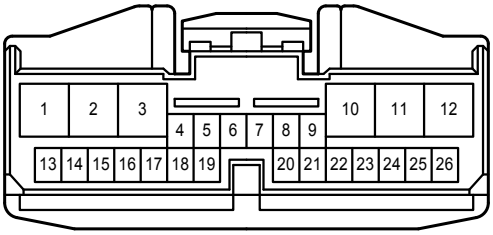

Y 8
White

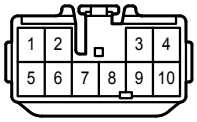

Y 9
White

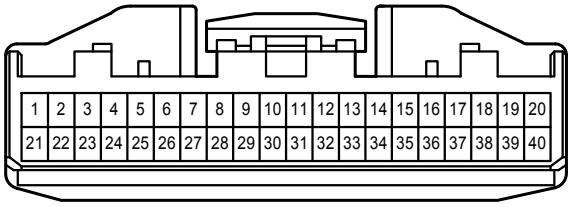

Y 10
Black

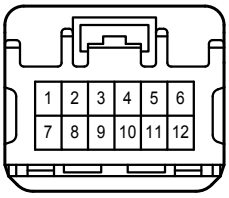

Y 11
Black

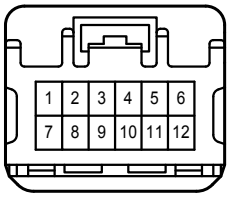

e 1
White

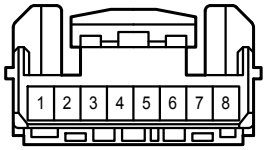

z 7
White

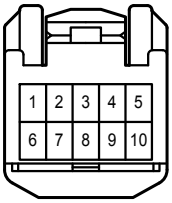

1G

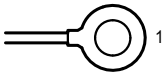

4A
White

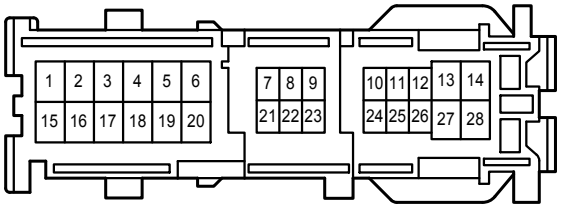

4D
White

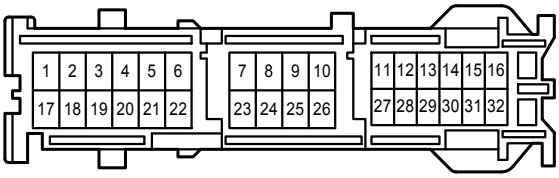

4G
White

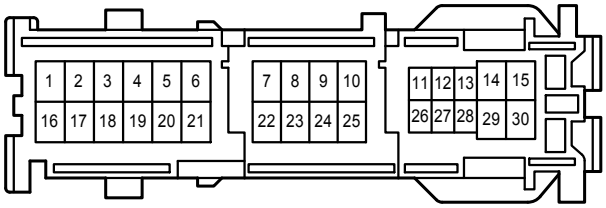

4K
Gray

4L
Gray

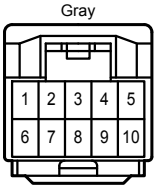

4M
White

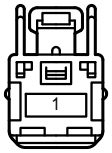

5A
White

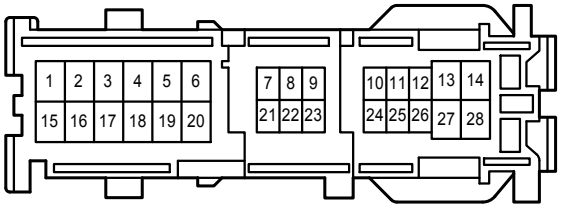

5D
White

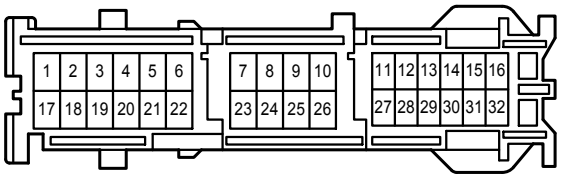

LB
Gray

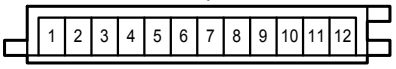

LC
White

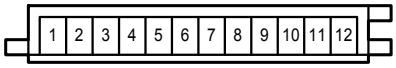

LE
White

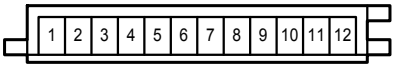

LG
White

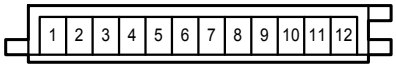

LH
Gray

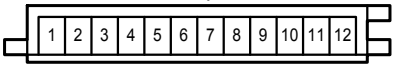

LJ
Gray

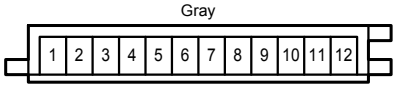

LK
White

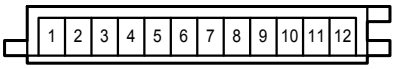

LL
Gray

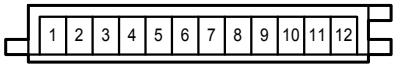

RA
White

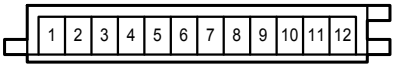

RB
Gray

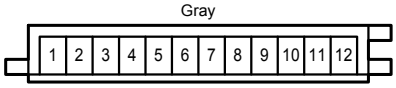

RC
White

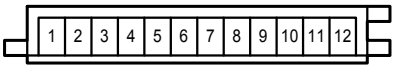

RF
Gray

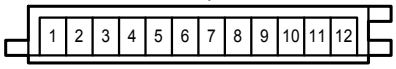

RG
White

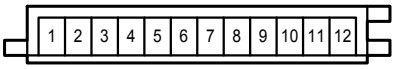

RH
Gray

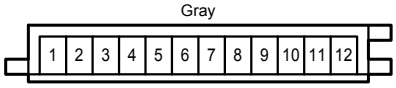

RI
White

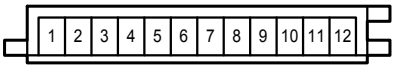

RJ
Gray

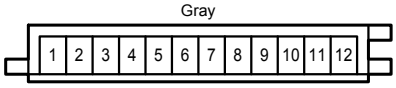

RK
White

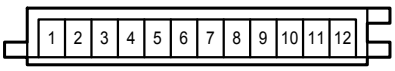


RL
Gray
1 2 3 4 5 6 7 8 9 10 11 12
RM
White
1 2 3 4 5 6 7 8 9 10 11 12

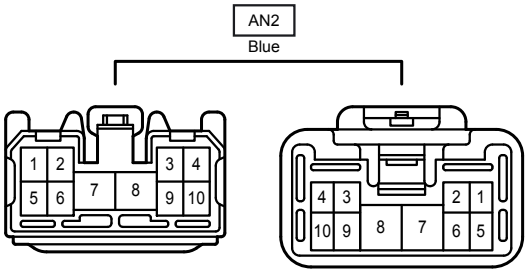
AN2
Blue

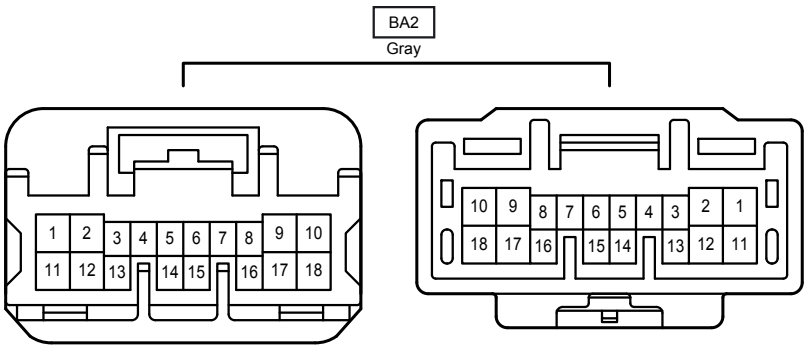
BA2
Gray

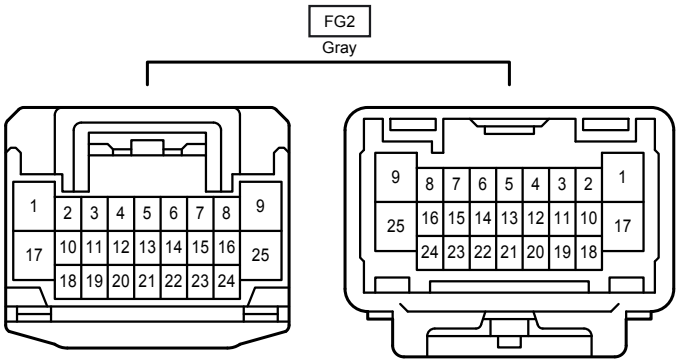
FG2
Gray

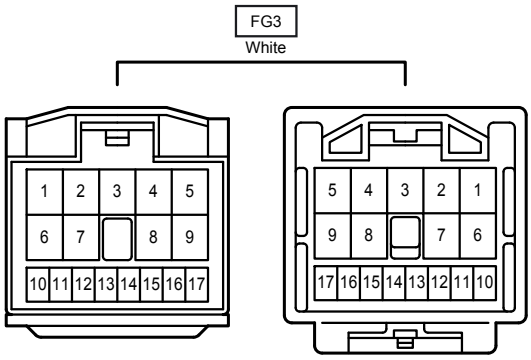
FG3
White

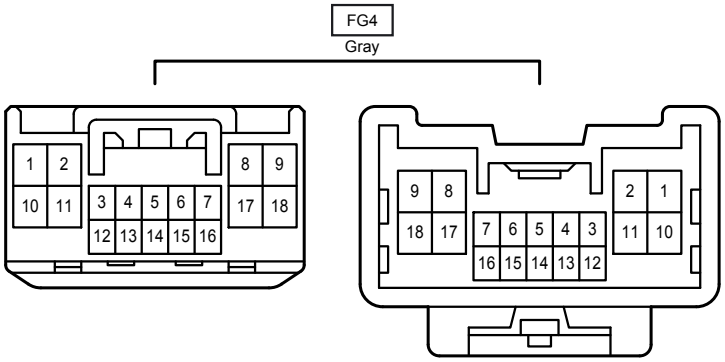
FG4
Gray

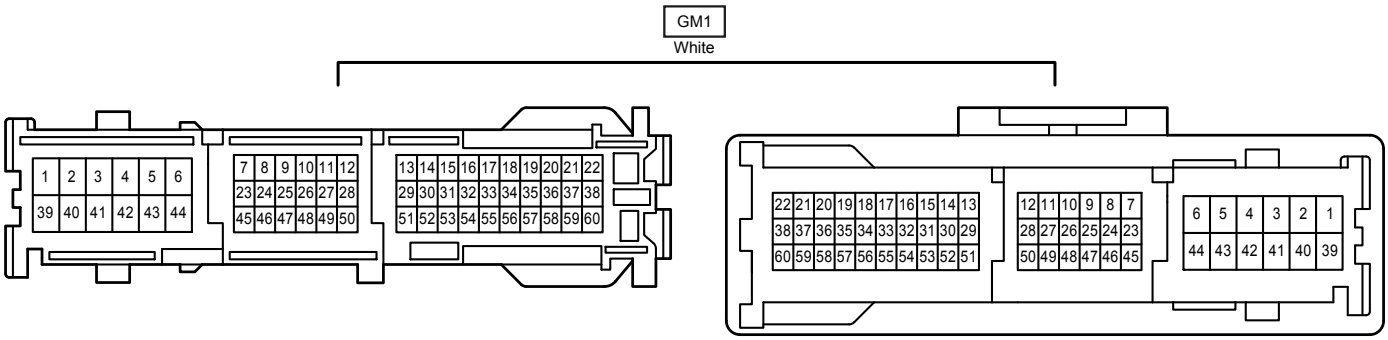
GM1
White

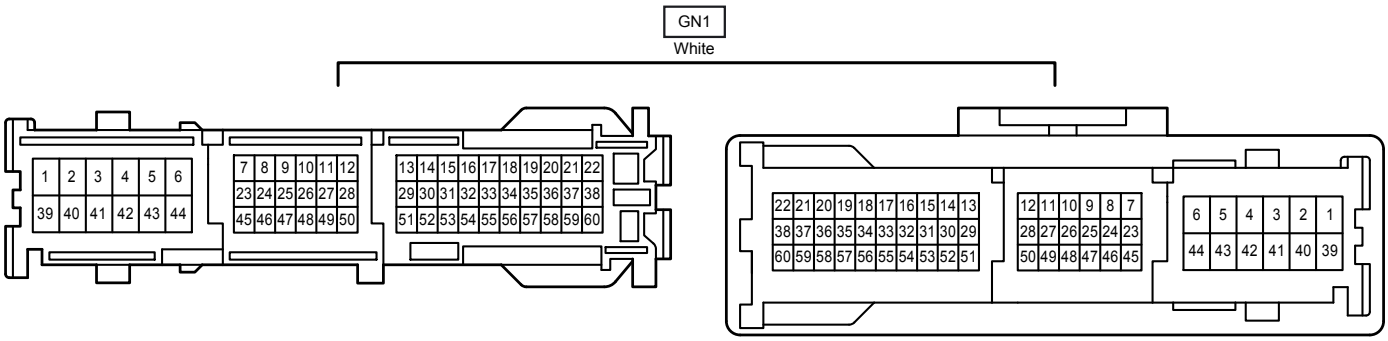
GN1
White

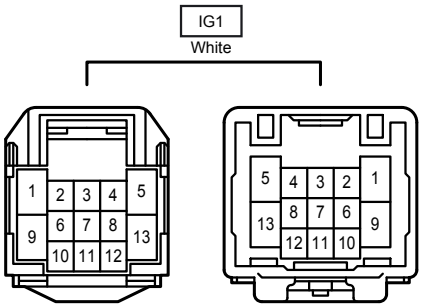
IG1
White

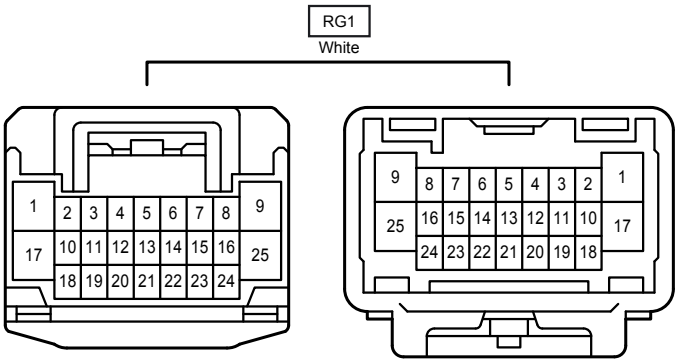
RG1
White

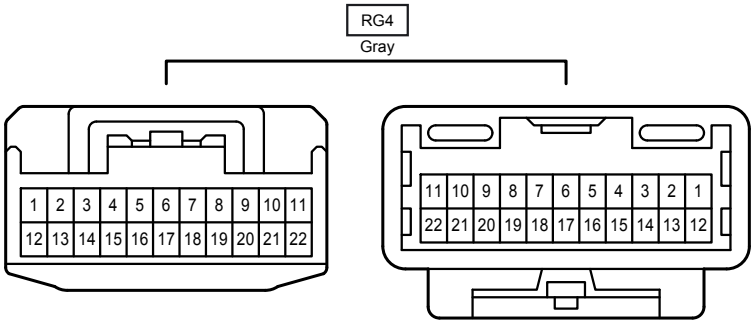
RG4
Gray

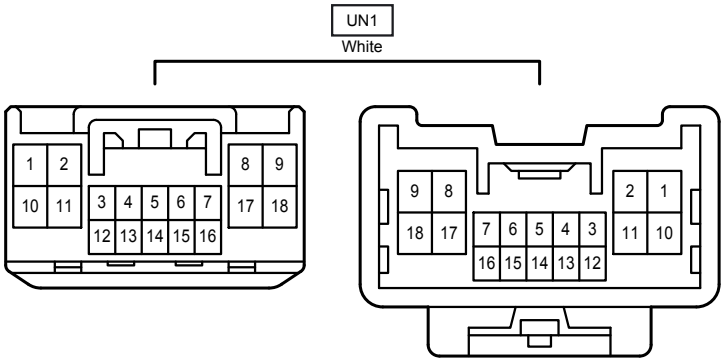
UN1
White

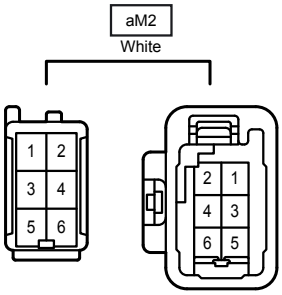
aM2
White

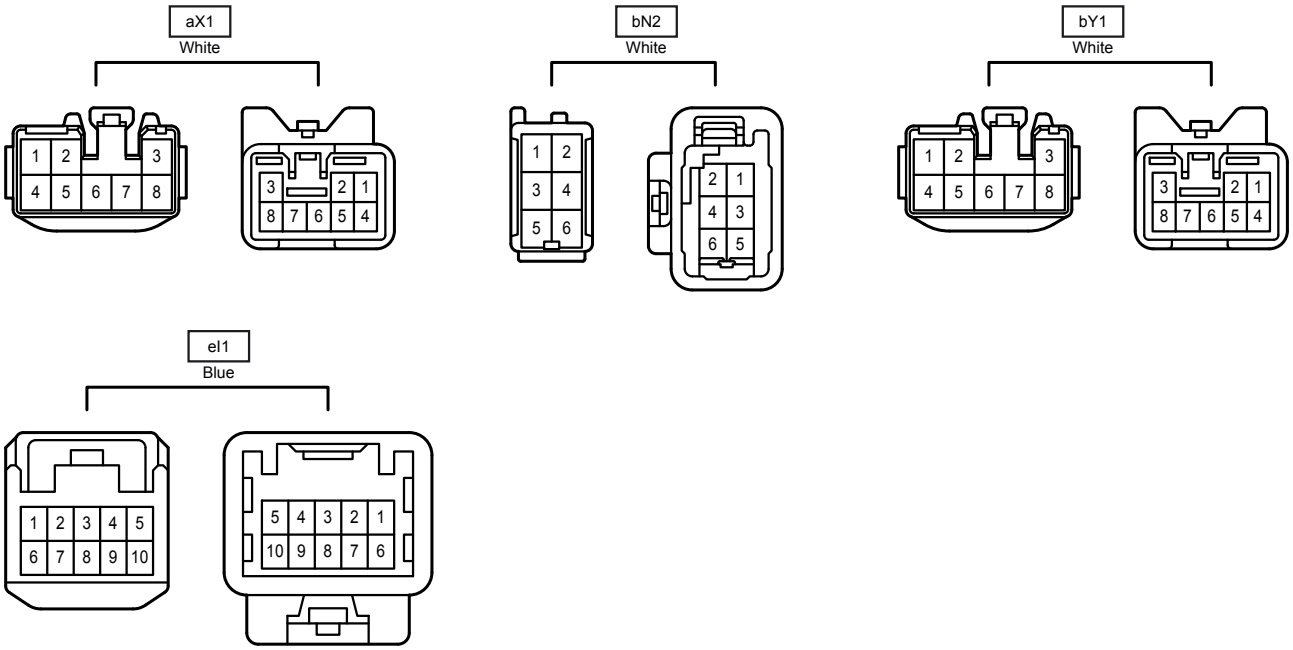
aX1
White
1 2 3
4 5 6 7 8
3 2 1
8 7 6 5 4
bN2
White
1 2
3 4
5 6
2 1
4 3
6 5
bY1
White
1 2 3
4 5 6 7 8
3 2 1
8 7 6 5 4
el1
Blue
1 2 3 4 5
6 7 8 9 10
5 4 3 2 1
10 9 8 7 6