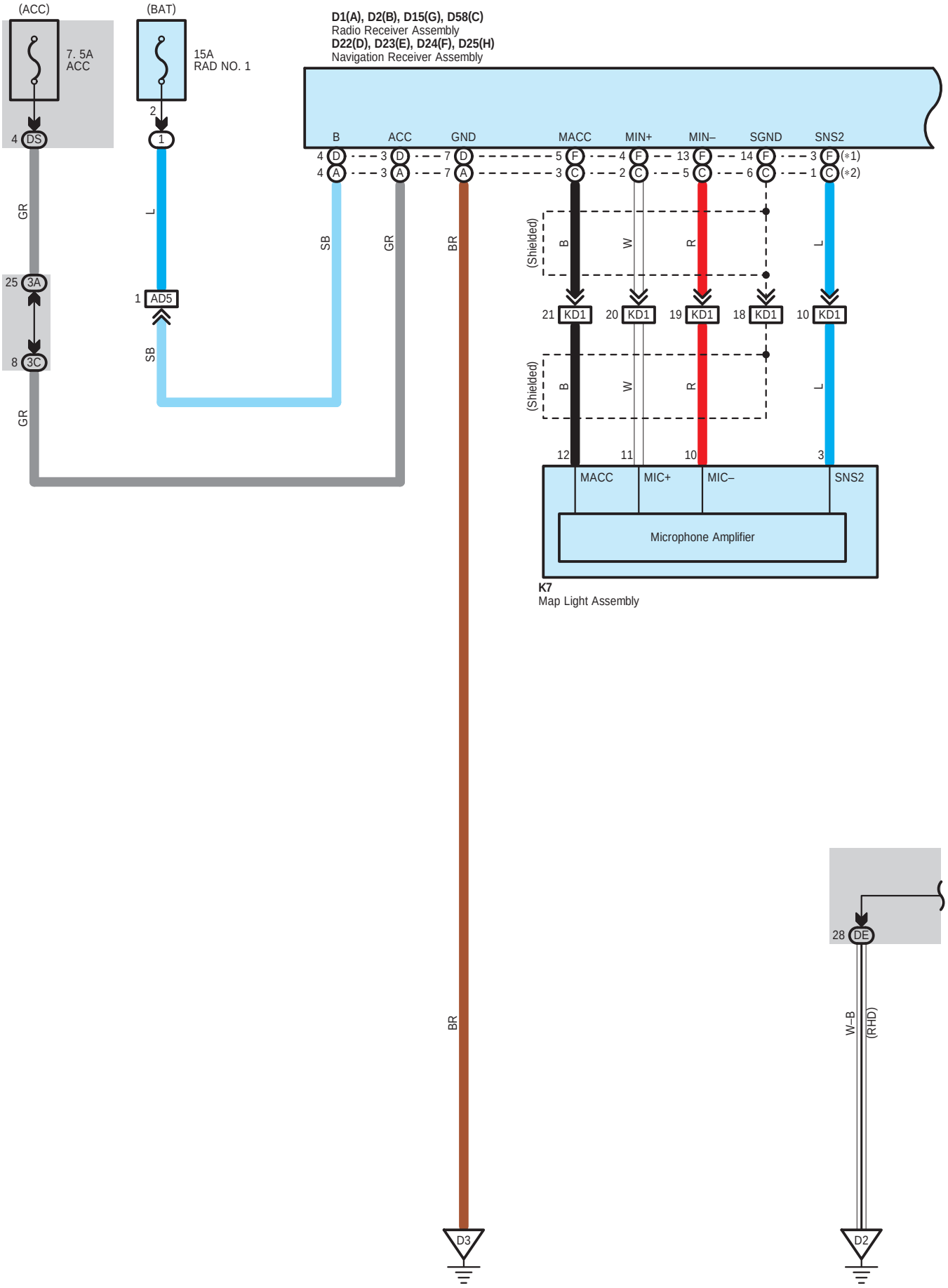
(ACC)
7. 5A
ACC
4 DS
GR
25 3A
8 3C
GR
(BAT)
15A
RAD NO. 1
2
1
L
1 AD5
SB
D1(A), D2(B), D15(G), D58(C)
Radio Receiver Assembly
D22(D), D23(E), D24(F), D25(H)
Navigation Receiver Assembly
B
ACC
GND
MACC
MIN+
MIN–
SGND
SNS2
4 D
4 A
3 D
3 A
7 D
7 A
5 F
3 C
4 F
2 C
13 F
5 C
14 F
6 C
3 F (*1)
1 C (*2)
SB
GR
BR
(Shielded)
B
W
R
L
21 KD1
20 KD1
19 KD1
18 KD1
10 KD1
(Shielded)
B
W
R
L
12
11
10
3
MACC
MIC+
MIC–
SNS2
Microphone Amplifier
K7
Map Light Assembly
BR
D3
28 DE
W–B
(RHD)
D2

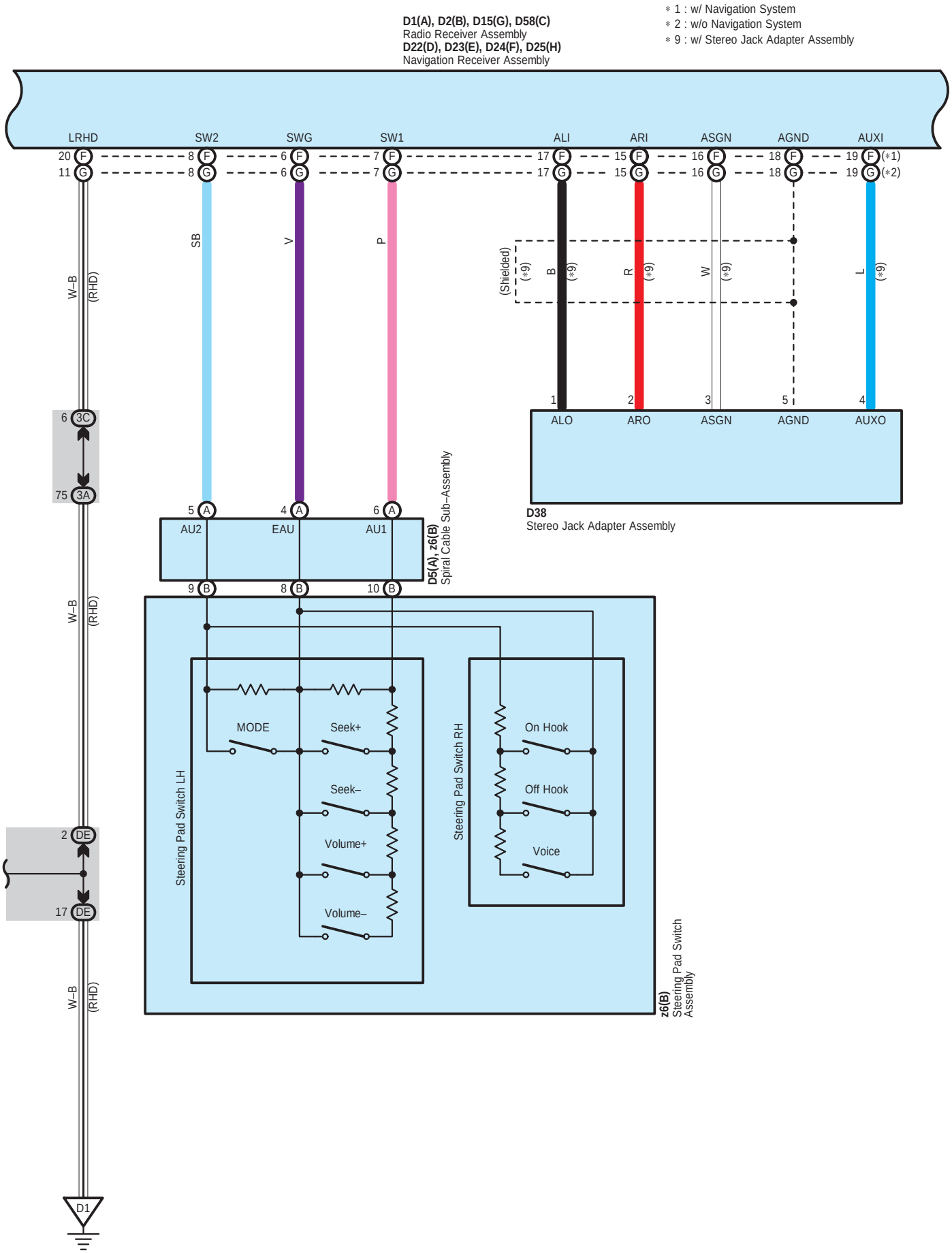
∗1 : w/ Navigation System
∗2 : w/o Navigation System
∗9 : w/ Stereo Jack Adapter Assembly
D1(A), D2(B), D15(G), D58(C)
Radio Receiver Assembly
D22(D), D23(E), D24(F), D25(H)
Navigation Receiver Assembly
LRHD
SW2
SWG
SW1
ALI
ARI
ASGN
AGND
AUXI
20 F
11 G
8 F
8 G
6 F
6 G
7 F
7 G
17 F
17 G
15 F
15 G
16 F
16 G
18 F
18 G
19 F (∗1)
19 G (∗2)
SB
V
P
(Shielded)
(∗9)
B
R
W
L
1
2
3
5
4
ALO
ARO
ASGN
AGND
AUXO
D38
Stereo Jack Adapter Assembly
W–B
(RHD)
6 3C
75 3A
5 A
4 A
6 A
AU2
EAU
AU1
D5(A), z6(B)
Spiral Cable Sub–Assembly
9 B
8 B
10 B
MODE
Seek+
Seek–
Volume+
Volume–
Steering Pad Switch LH
Steering Pad Switch RH
On Hook
Off Hook
Voice
z6(B)
Steering Pad Switch Assembly
2 DE
17 DE
D1

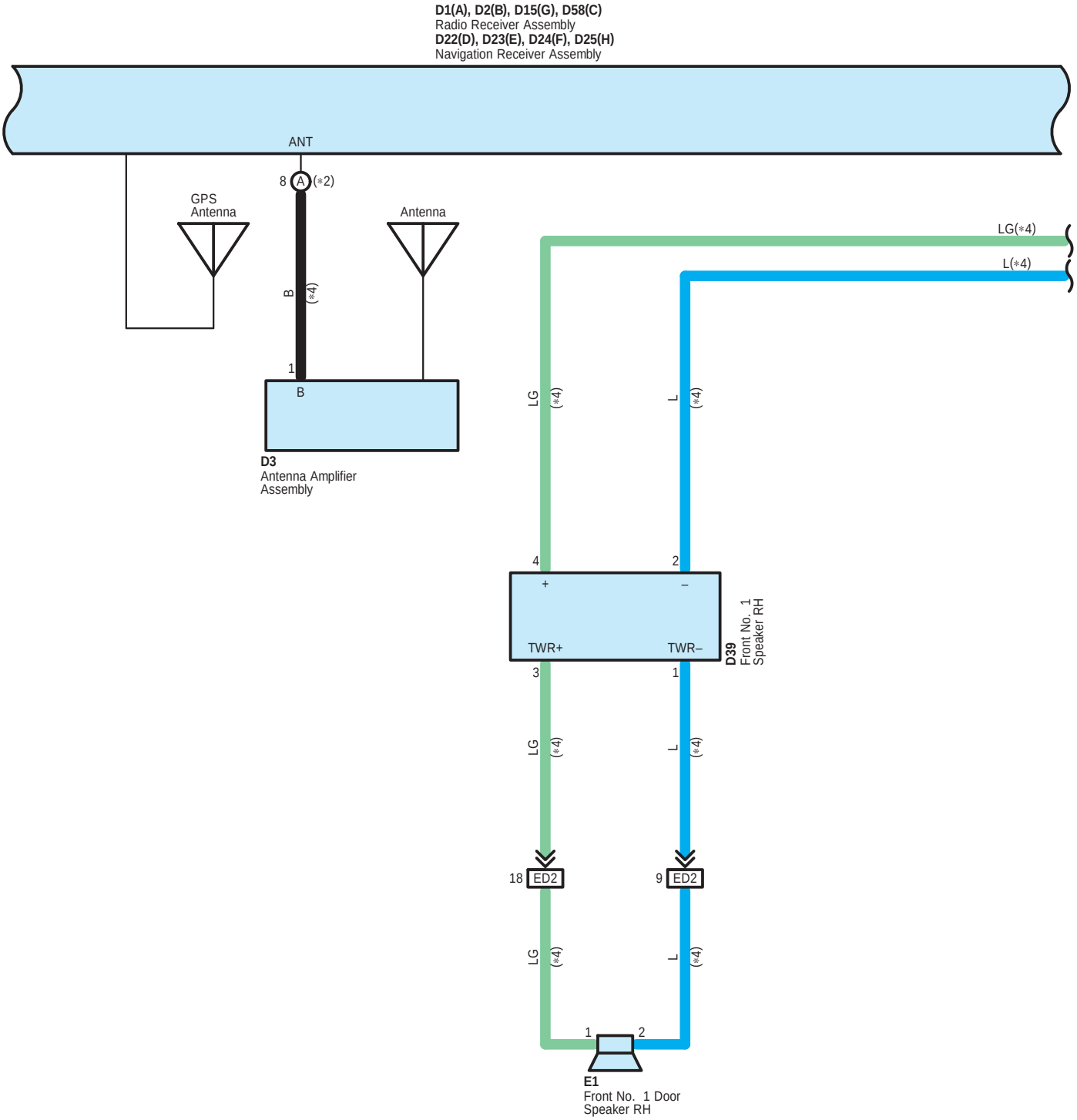
D1(A), D2(B), D15(G), D58(C)
Radio Receiver Assembly
D22(D), D23(E), D24(F), D25(H)
Navigation Receiver Assembly
ANT
8
A
(*2)
GPS Antenna
Antenna
B
(*4)
1
B
D3
Antenna Amplifier Assembly
LG(*4)
L(*4)
LG
(*4)
L
(*4)
4
2
+
–
TWR+
TWR–
D39
Front No. 1 Speaker RH
3
1
LG
(*4)
L
(*4)
18
ED2
9
ED2
LG
(*4)
L
(*4)
1
2
E1
Front No. 1 Door Speaker RH

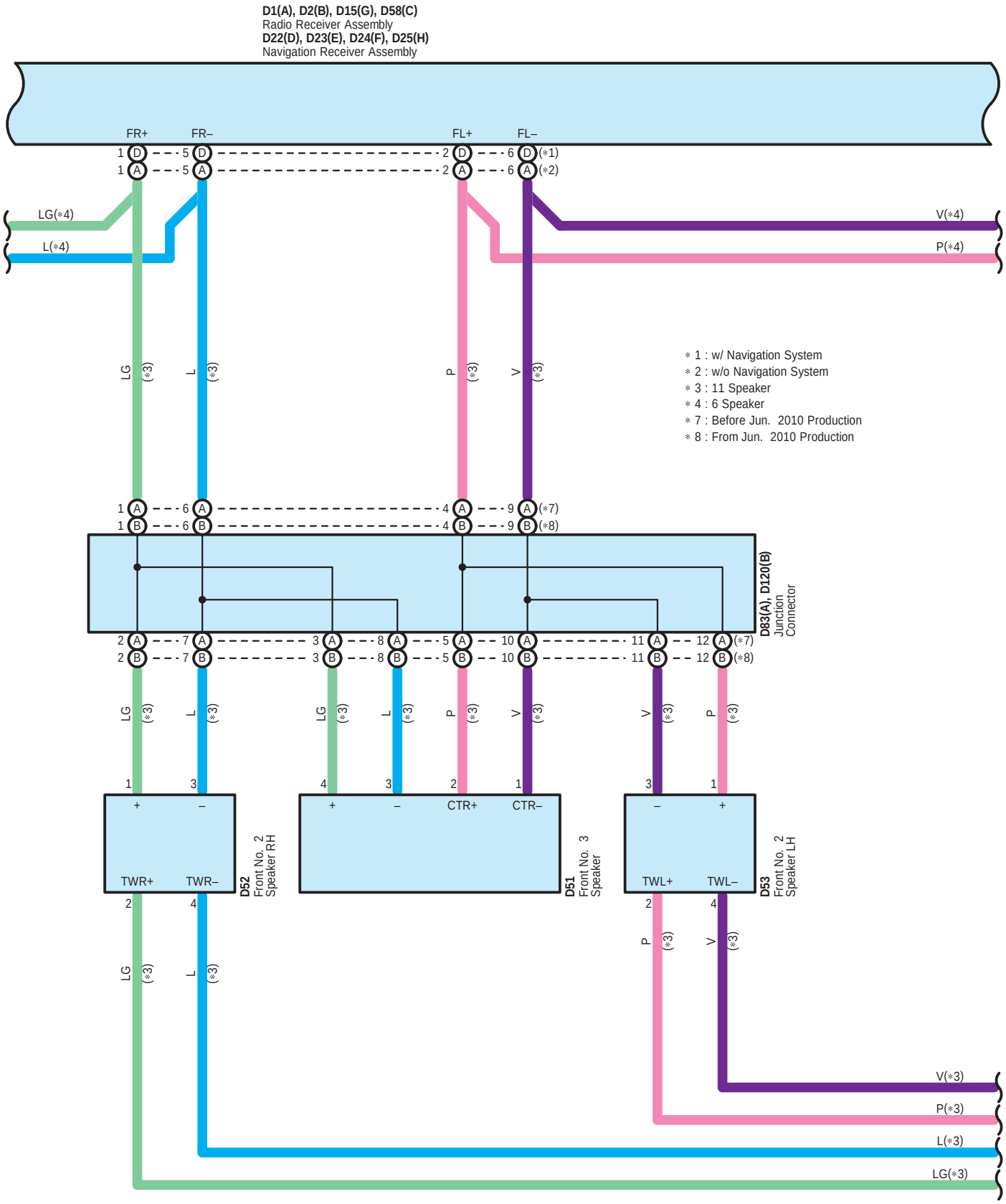
D1(A), D2(B), D15(G), D58(C)
Radio Receiver Assembly
D22(D), D23(E), D24(F), D25(H)
Navigation Receiver Assembly
FR+
FR–
FL+
FL–
LG(∗4)
L(∗4)
V(∗4)
P(∗4)
∗ 1 : w/ Navigation System
∗ 2 : w/o Navigation System
∗ 3 : 11 Speaker
∗ 4 : 6 Speaker
∗ 7 : Before Jun. 2010 Production
∗ 8 : From Jun. 2010 Production
D83(A), D120(B)
Junction Connector
D52
Front No. 2 Speaker RH
TWR+
TWR–
D51
Front No. 3 Speaker
CTR+
CTR–
D53
Front No. 2 Speaker LH
TWL+
TWL–
V(∗3)
P(∗3)
L(∗3)
LG(∗3)

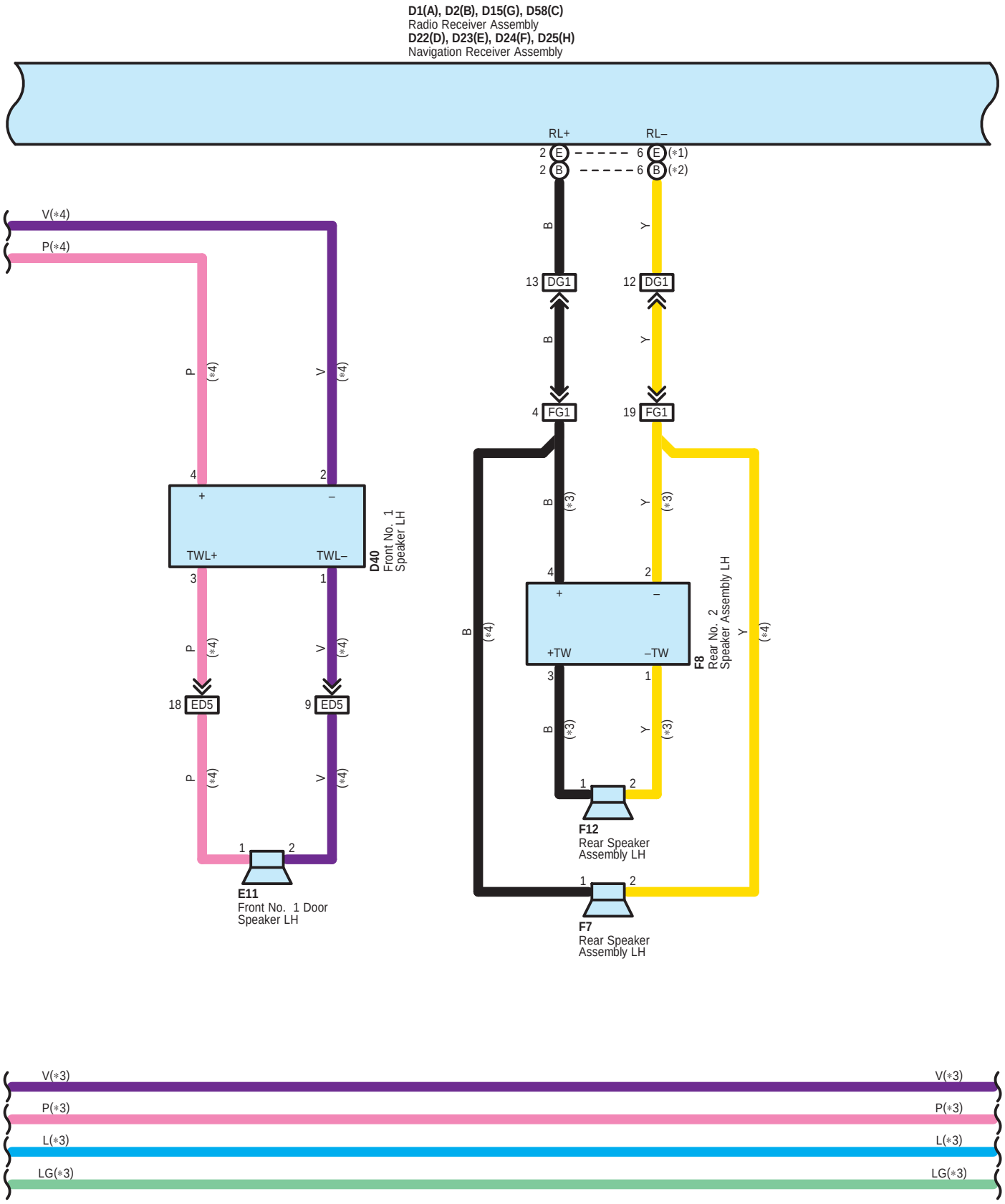
D1(A), D2(B), D15(G), D58(C)
Radio Receiver Assembly
D22(D), D23(E), D24(F), D25(H)
Navigation Receiver Assembly
RL+
RL–
2 E
2 B
6 E (*1)
6 B (*2)
V(*4)
P(*4)
13 DG1
12 DG1
4 FG1
19 FG1
TWL+
TWL–
D40
Front No. 1
Speaker LH
18 ED5
9 ED5
E11
Front No. 1 Door
Speaker LH
+TW
–TW
F8
Rear No. 2
Speaker Assembly LH
F12
Rear Speaker
Assembly LH
F7
Rear Speaker
Assembly LH
V(*3)
P(*3)
L(*3)
LG(*3)

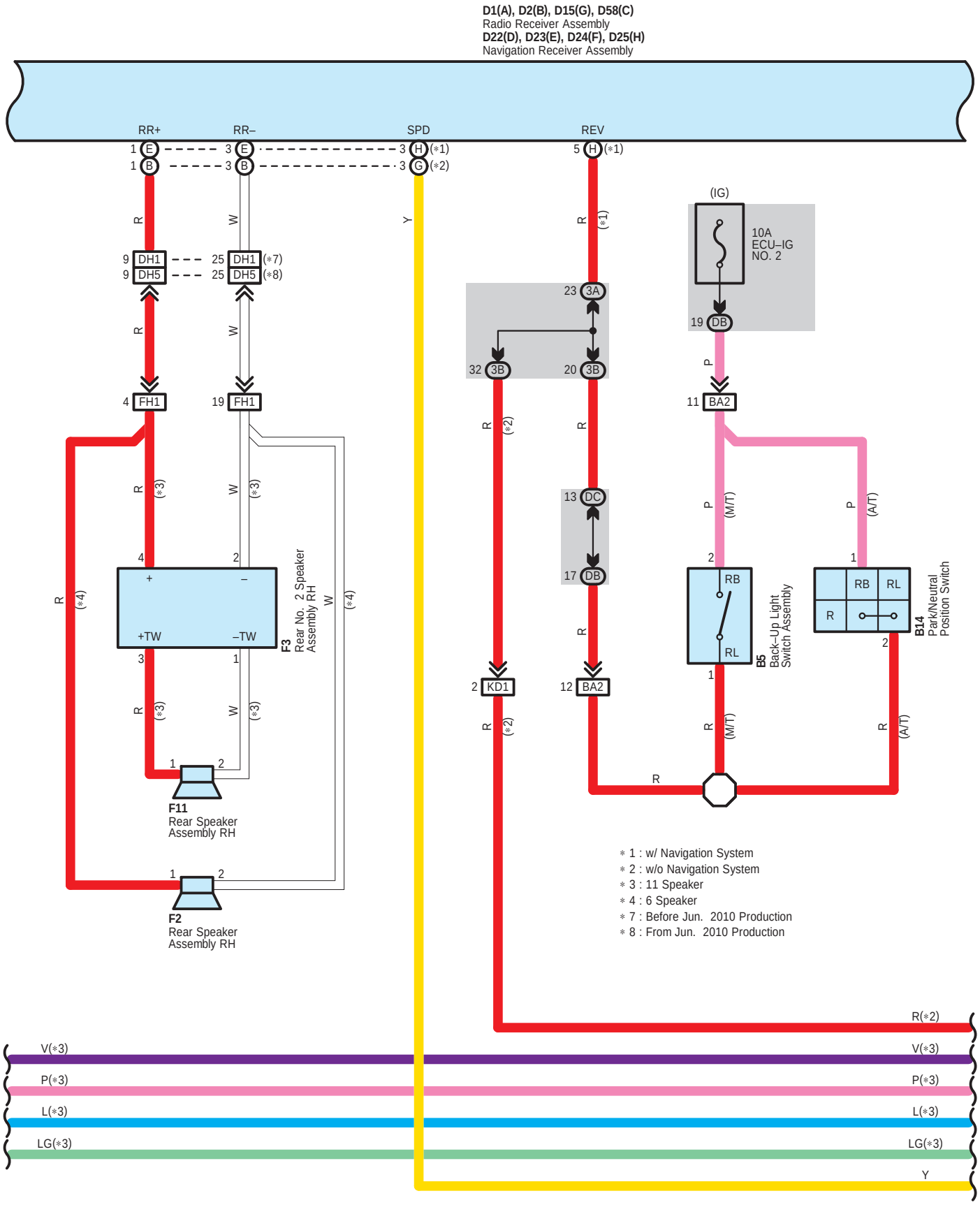
D1(A), D2(B), D15(G), D58(C)
Radio Receiver Assembly
D22(D), D23(E), D24(F), D25(H)
Navigation Receiver Assembly
RR+
RR–
SPD
REV
(IG)
10A
ECU–IG
NO. 2
F3
Rear No. 2 Speaker
Assembly RH
F11
Rear Speaker
Assembly RH
F2
Rear Speaker
Assembly RH
B5
Back–Up Light
Switch Assembly
B14
Park/Neutral
Position Switch
∗ 1 : w/ Navigation System
∗ 2 : w/o Navigation System
∗ 3 : 11 Speaker
∗ 4 : 6 Speaker
∗ 7 : Before Jun. 2010 Production
∗ 8 : From Jun. 2010 Production
R(∗2)
V(∗3)
P(∗3)
L(∗3)
LG(∗3)
Y

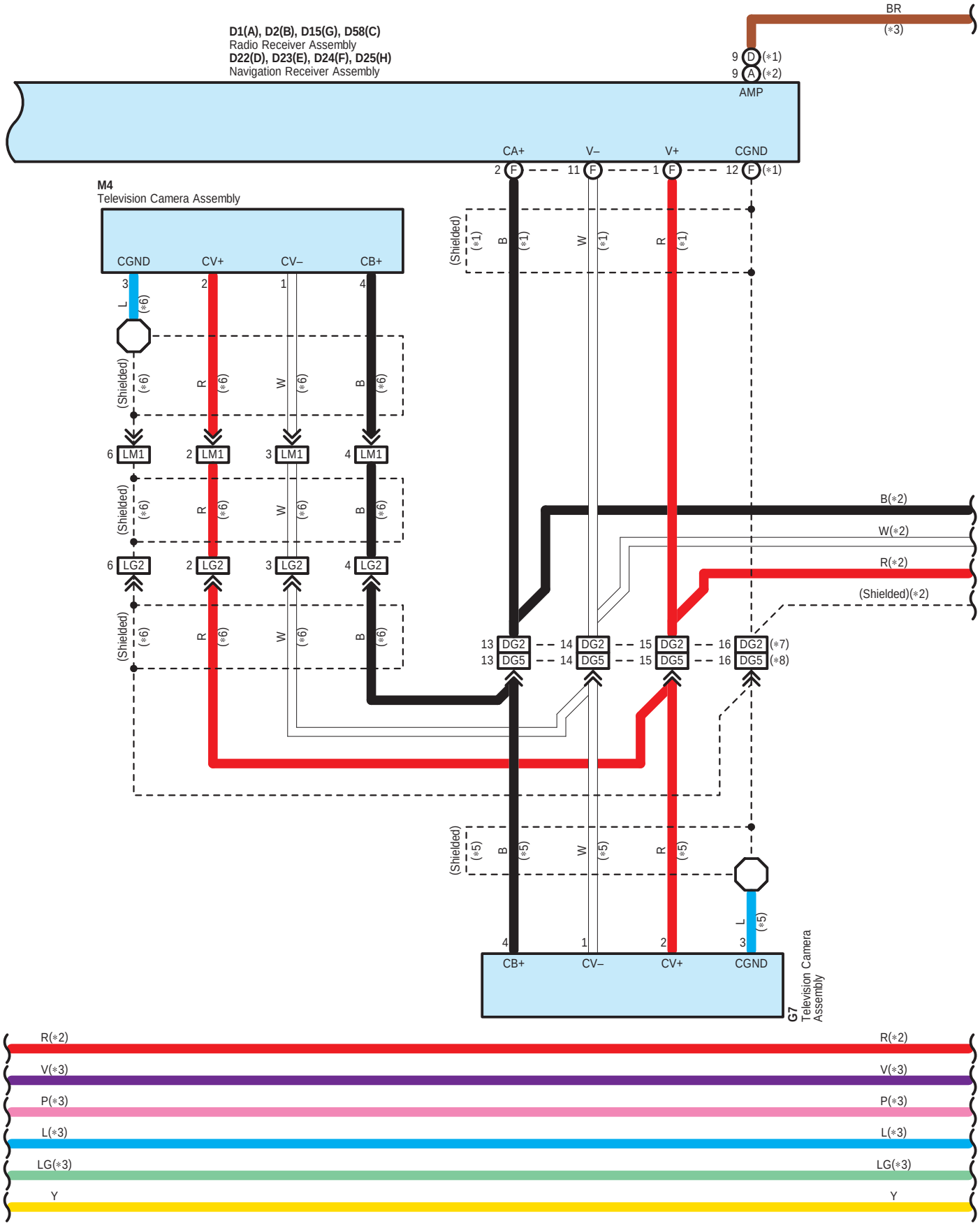
D1(A), D2(B), D15(G), D58(C)
Radio Receiver Assembly
D22(D), D23(E), D24(F), D25(H)
Navigation Receiver Assembly
BR
(*3)
9 D (*1)
9 A (*2)
AMP
CA+
V–
V+
CGND
2 F
11 F
1 F
12 F (*1)
M4
Television Camera Assembly
CGND
CV+
CV–
CB+
3
2
1
4
L
(*6)
(Shielded)
(*6)
R
(*6)
W
(*6)
B
(*6)
6 LM1
2 LM1
3 LM1
4 LM1
6 LG2
2 LG2
3 LG2
4 LG2
(Shielded)
(*1)
B
(*1)
W
(*1)
R
(*1)
B(*2)
W(*2)
R(*2)
(Shielded)(*2)
13 DG2
13 DG5
14 DG2
14 DG5
15 DG2
15 DG5
16 DG2 (*7)
16 DG5 (*8)
(Shielded)
(*5)
B
(*5)
W
(*5)
R
(*5)
L
(*5)
4
1
2
3
CB+
CV–
CV+
CGND
G7
Television Camera Assembly
R(*2)
V(*3)
P(*3)
L(*3)
LG(*3)
Y

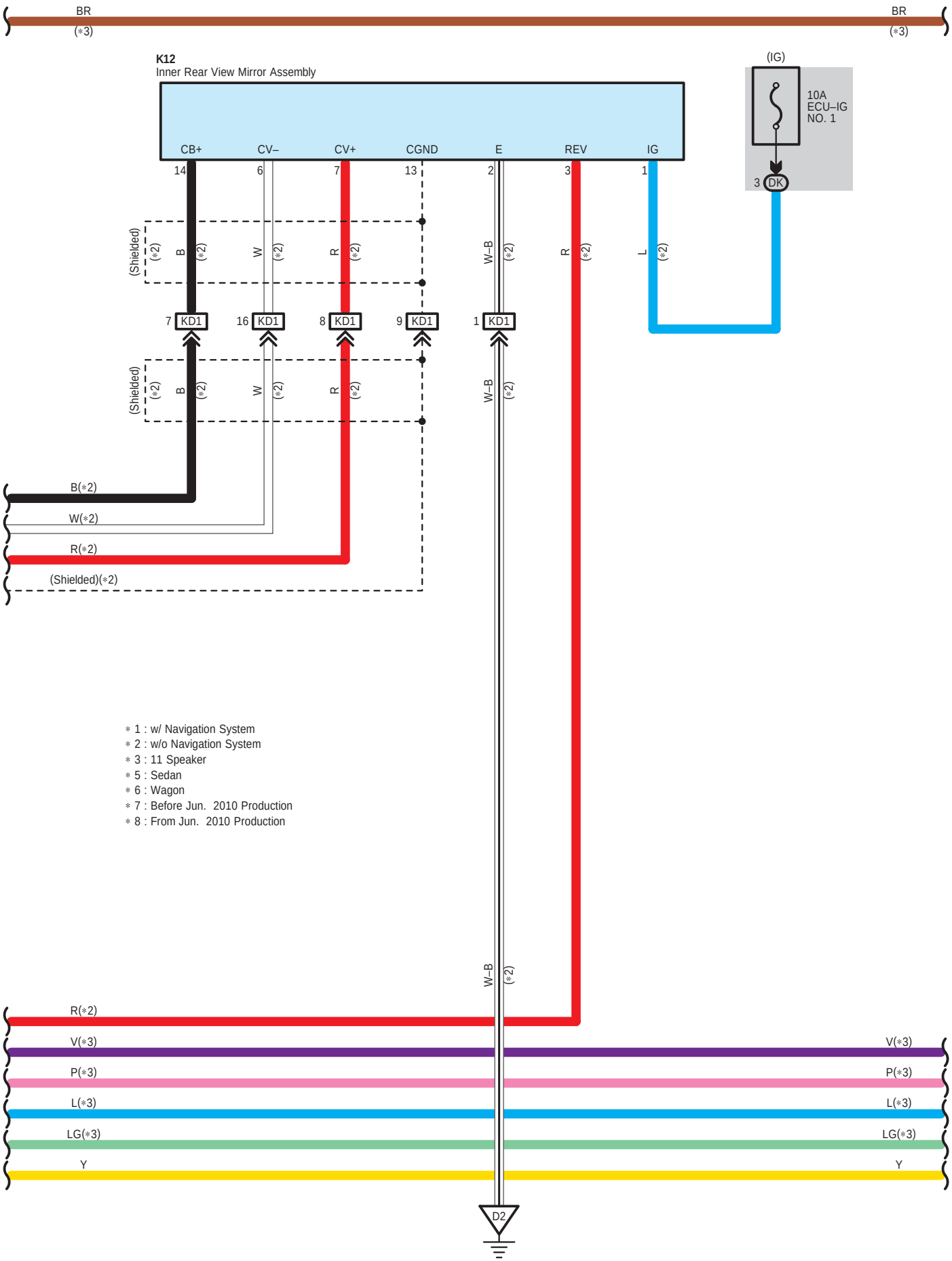
BR
(*3)
BR
(*3)
K12
Inner Rear View Mirror Assembly
CB+
CV–
CV+
CGND
E
REV
IG
14
6
7
13
2
3
1
(IG)
10A
ECU–IG
NO. 1
3
DK
(Shielded)
(*2)
B
W
R
W–B
L
7
KD1
16
8
9
1
B(*2)
W(*2)
R(*2)
(Shielded)(*2)
* 1 : w/ Navigation System
* 2 : w/o Navigation System
* 3 : 11 Speaker
* 5 : Sedan
* 6 : Wagon
* 7 : Before Jun. 2010 Production
* 8 : From Jun. 2010 Production
R(*2)
V(*3)
P(*3)
L(*3)
LG(*3)
Y
D2

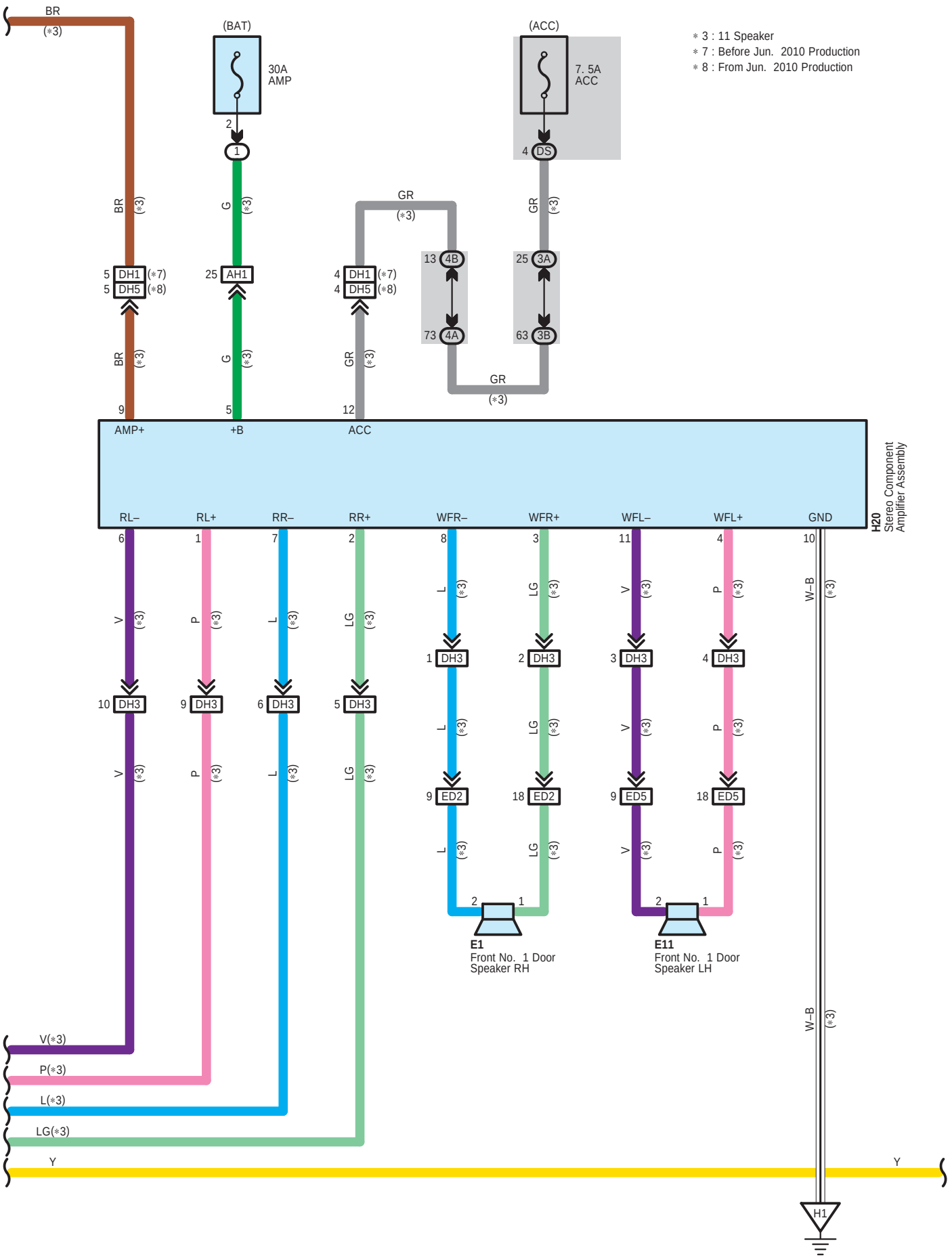
BR
(∗3)
(BAT)
30A
AMP
(ACC)
7. 5A
ACC
∗ 3 : 11 Speaker
∗ 7 : Before Jun. 2010 Production
∗ 8 : From Jun. 2010 Production
DH1
DH5
AH1
4B
4A
3A
3B
DS
AMP+
+B
ACC
H20
Stereo Component
Amplifier Assembly
RL–
RL+
RR–
RR+
WFR–
WFR+
WFL–
WFL+
GND
DH3
ED2
ED5
E1
Front No. 1 Door
Speaker RH
E11
Front No. 1 Door
Speaker LH
V(∗3)
P(∗3)
L(∗3)
LG(∗3)
Y
H1

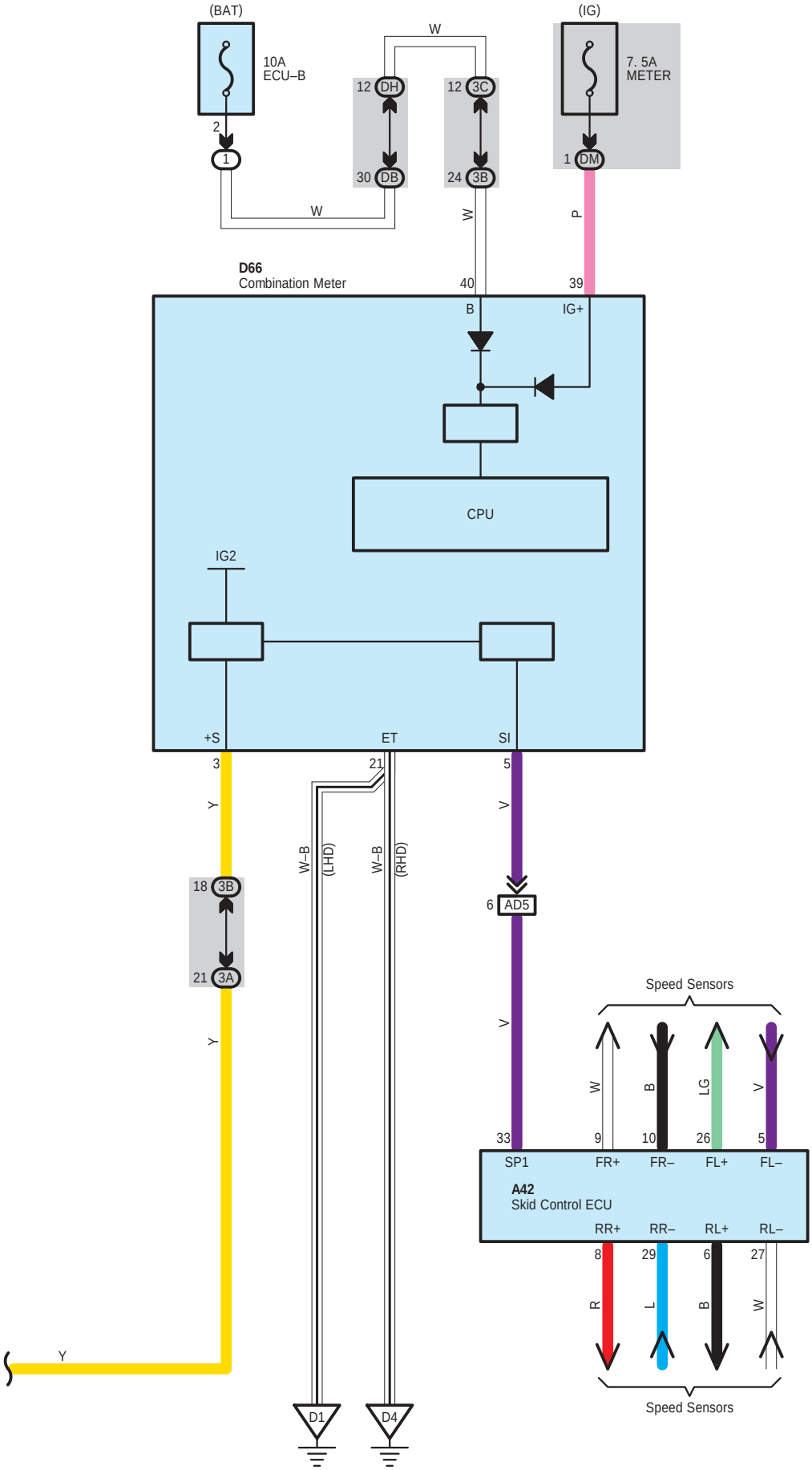
(BAT)
10A
ECU–B
2
1
W
12 DH
30 DB
12 3C
24 3B
(IG)
7. 5A
METER
1 DM
W
W
P
D66
Combination Meter
40
39
B
IG+
CPU
IG2
+S
ET
SI
3
21
5
Y
V
W–B
(LHD)
W–B
(RHD)
18 3B
21 3A
6 AD5
Y
V
Speed Sensors
W
B
LG
V
33
9
10
26
5
SP1
FR+
FR–
FL+
FL–
A42
Skid Control ECU
RR+
RR–
RL+
RL–
8
29
6
27
R
L
B
W
Speed Sensors
Y
D1
D4

A 42
Black

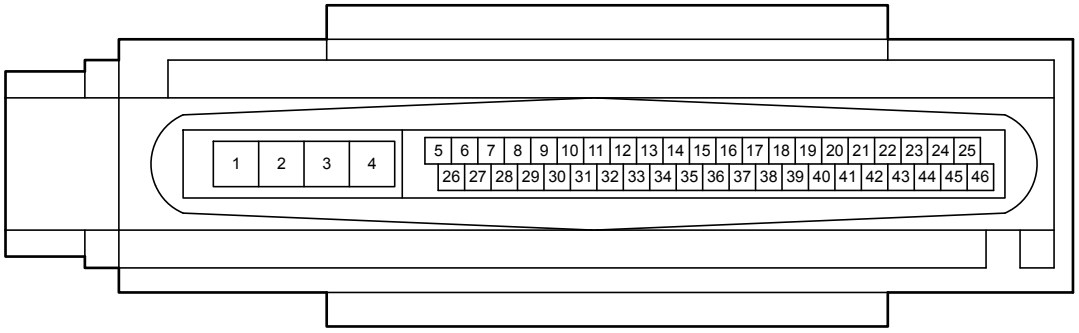

B 5
Gray

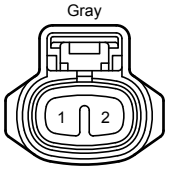

B 14
Gray

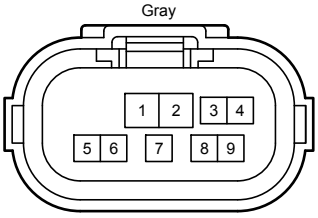

D 1
White

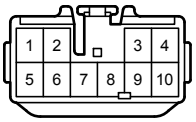

D 2
White

D 3
White

D 5
Black

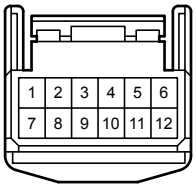

D 15
White

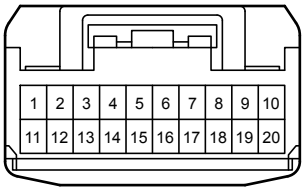

D 22
White

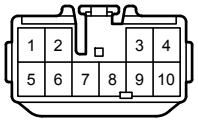

D 23
White

D 24
White

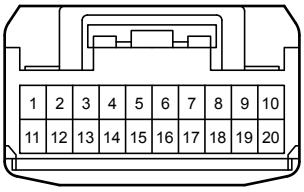

D 25
Gray

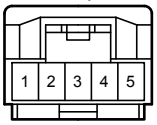

D 38
White

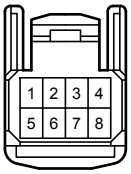

D 39
White

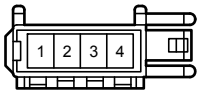

D 40
White

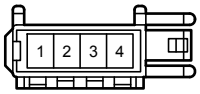

D 51
White

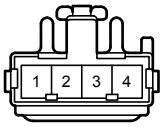

D 52
White

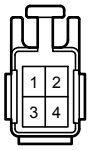

D 53
White

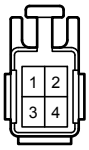

D 58
White

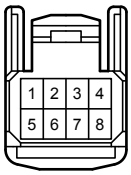

D 66
Black

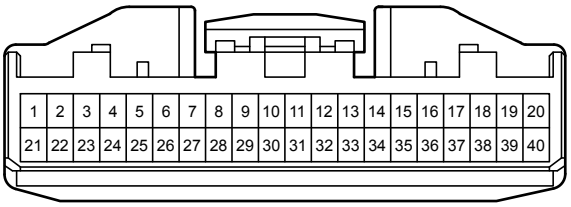

D 83
Black

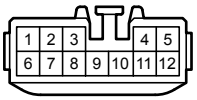

D120
White

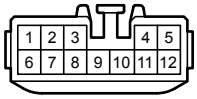

E 1
White

E 11
White

F 2
White

F 3
Black

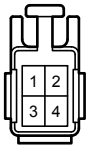

F 7
White

F 8
Black

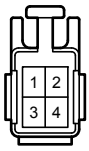

F 11
Black

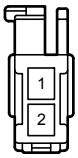

F 12
Black

G 7
Black

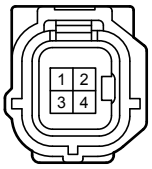

H 20
White

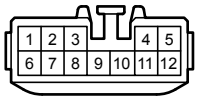

K 7
Black

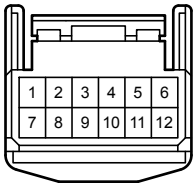

K 12
White

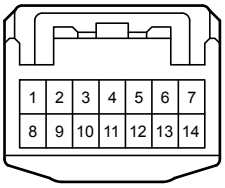

M 4
Black

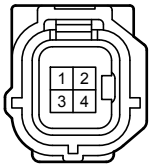

z 6
White

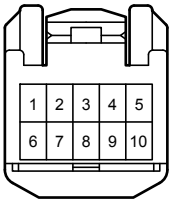

3A
White

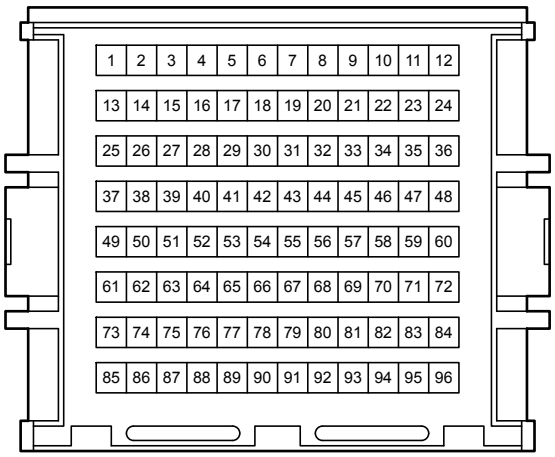

3B
White

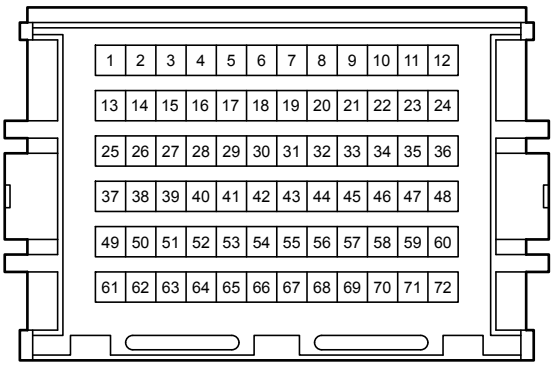

3C
White

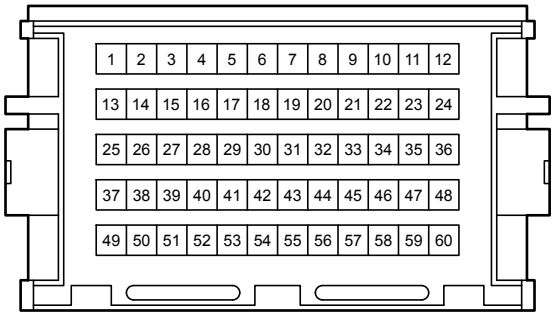

4A
White

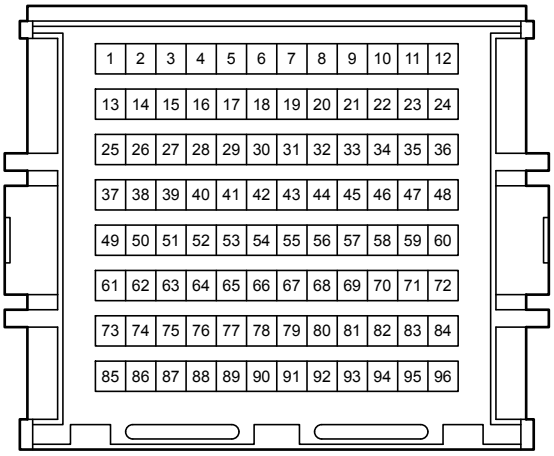

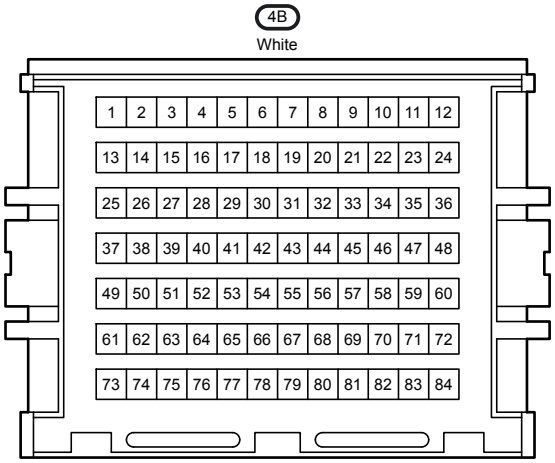
4B
White

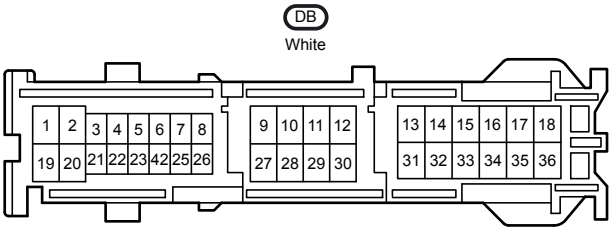
DB
White

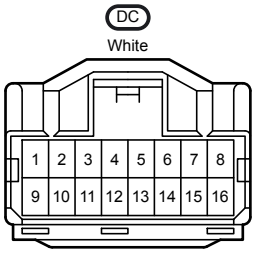
DC
White

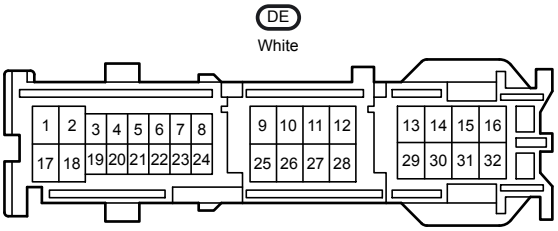
DE
White

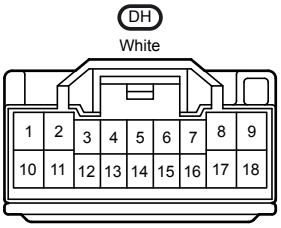
DH
White

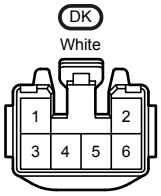
DK
White

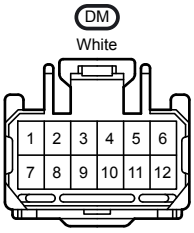
DM
White

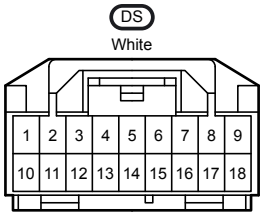
DS
White

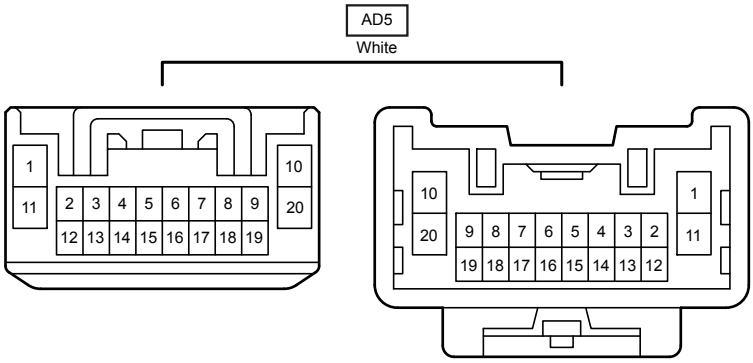
AD5
White

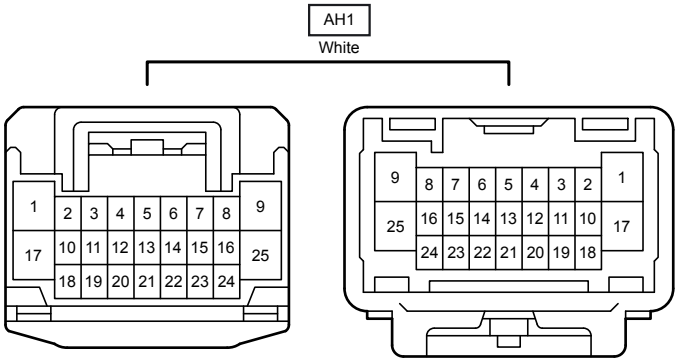
AH1
White

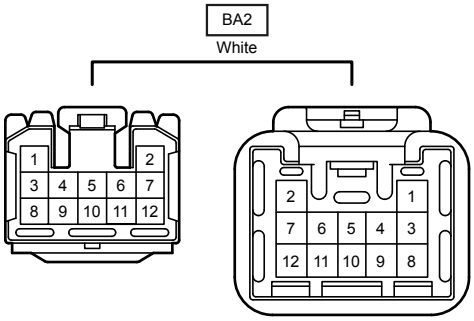
BA2
White

DG1
White

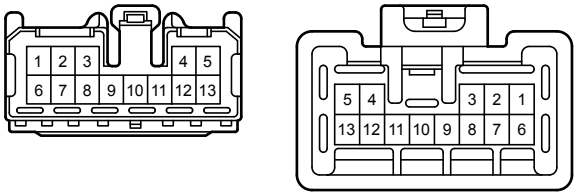

DG2
Gray

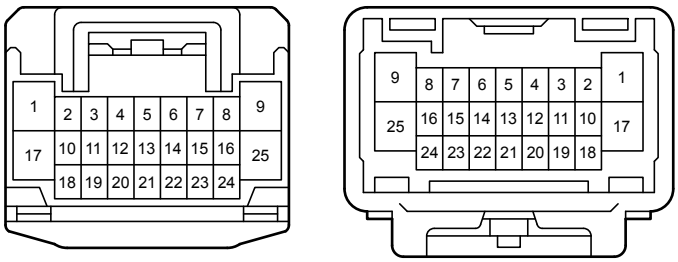

DG5
White

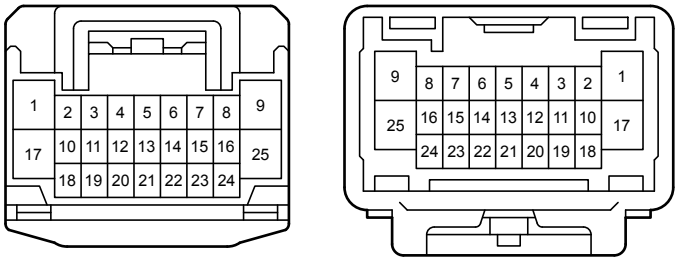

DH1
Gray

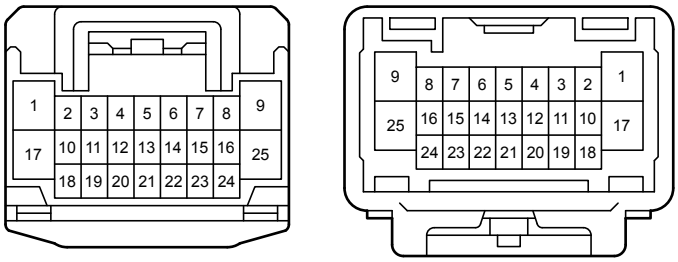

DH3
White

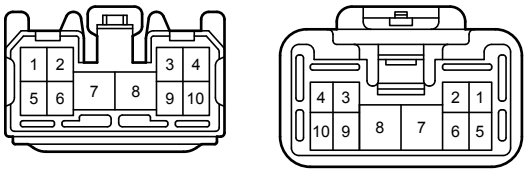

DH5
White

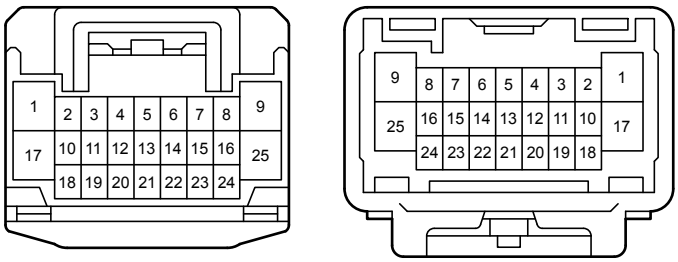

ED2
White

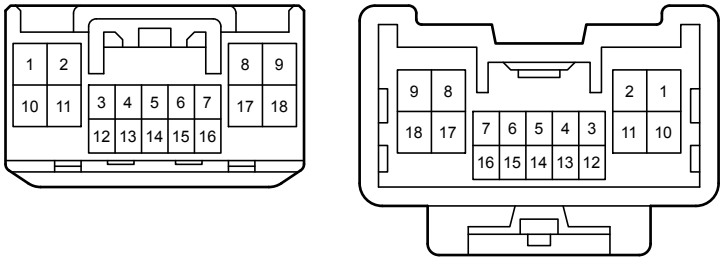

ED5
White

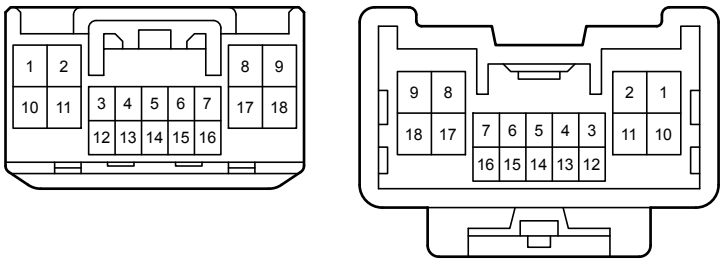

FG1
White

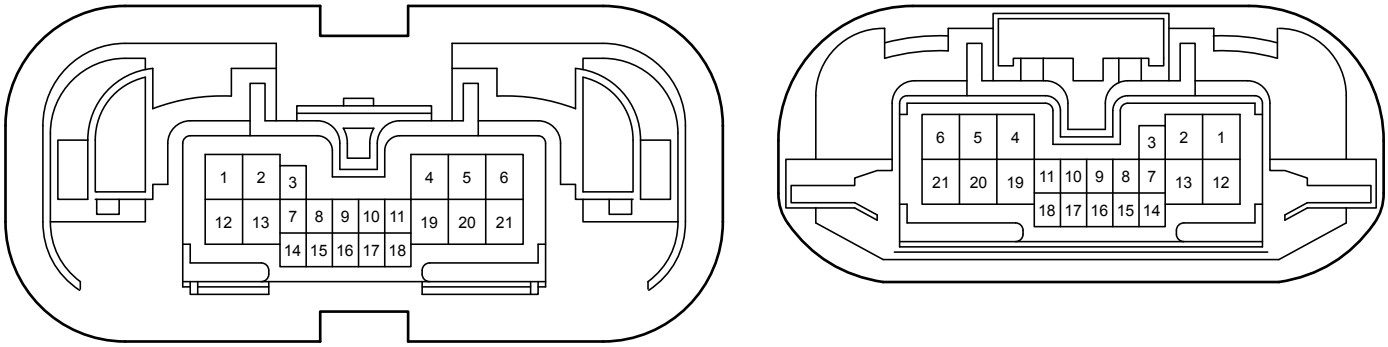

FH1
White

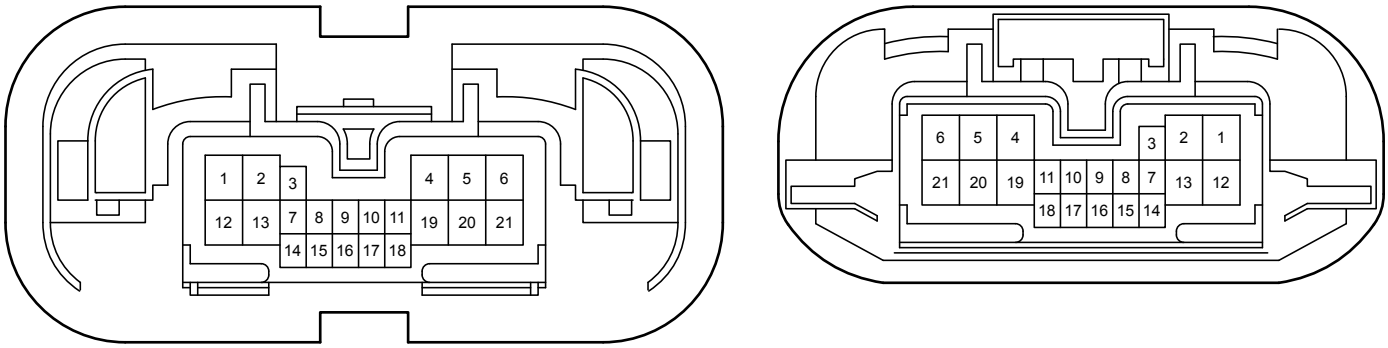

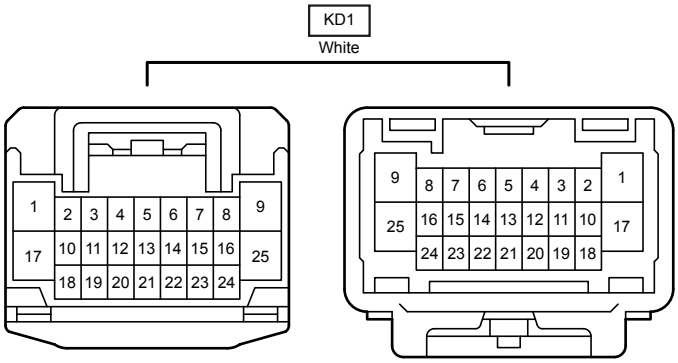
KD1
White
1 2 3 4 5 6 7 8 9
17 10 11 12 13 14 15 16 25
18 19 20 21 22 23 24
9 8 7 6 5 4 3 2 1
25 16 15 14 13 12 11 10 17
24 23 22 21 20 19 18

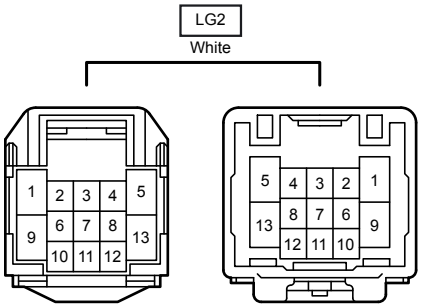
LG2
White
1 2 3 4 5
9 6 7 8 13
10 11 12
5 4 3 2 1
13 8 7 6 9
12 11 10

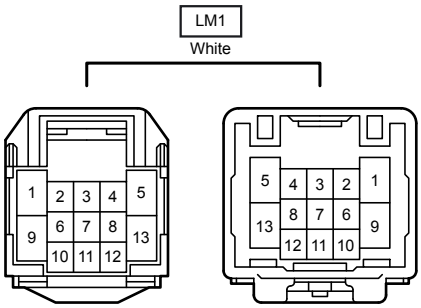
LM1
White
1 2 3 4 5
9 6 7 8 13
10 11 12
5 4 3 2 1
13 8 7 6 9
12 11 10