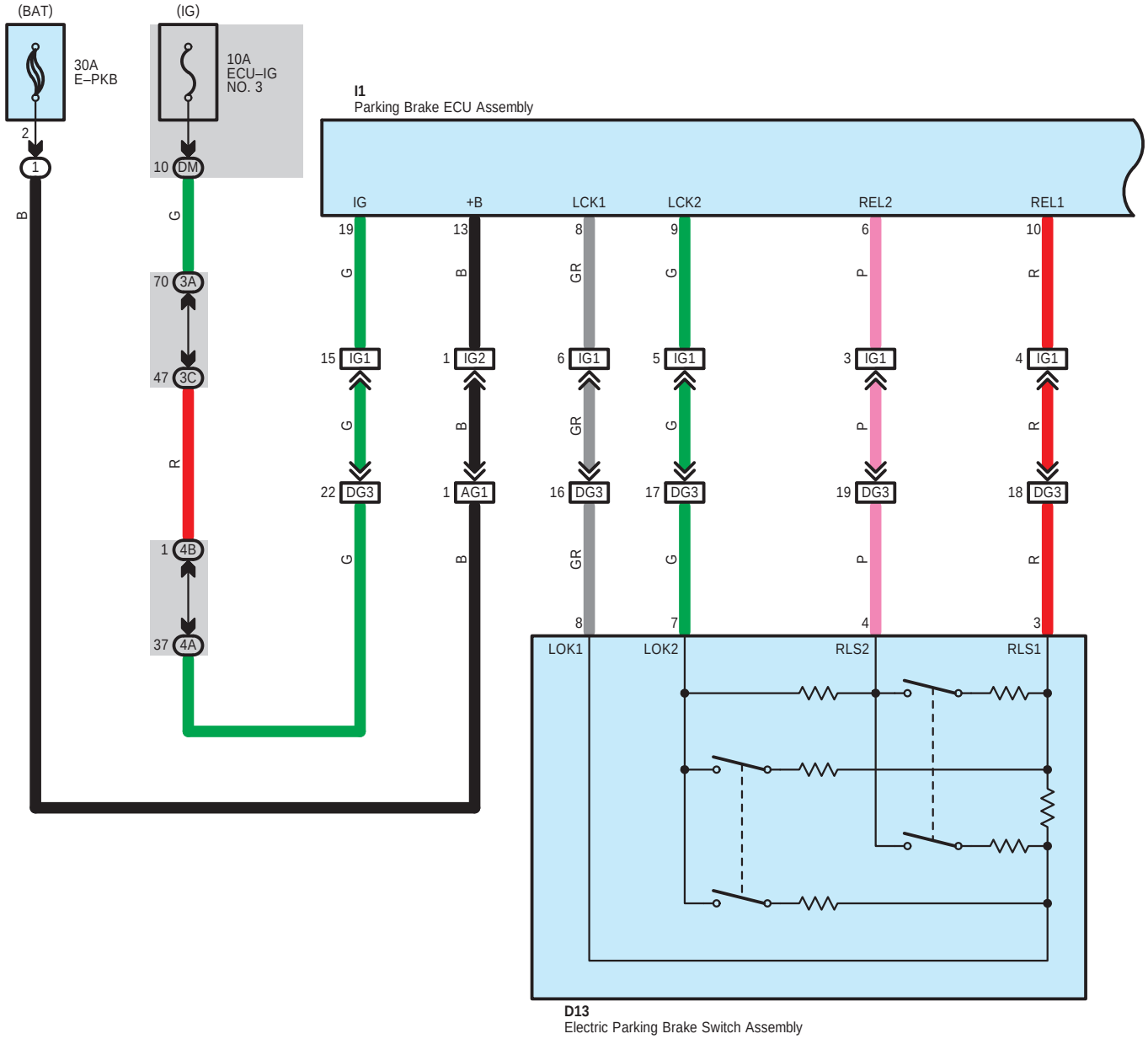
(BAT)
(IG)
30A
E–PKB
10A
ECU–IG
NO. 3
I1
Parking Brake ECU Assembly
IG
+B
LCK1
LCK2
REL2
REL1
LOK1
LOK2
RLS2
RLS1
D13
Electric Parking Brake Switch Assembly

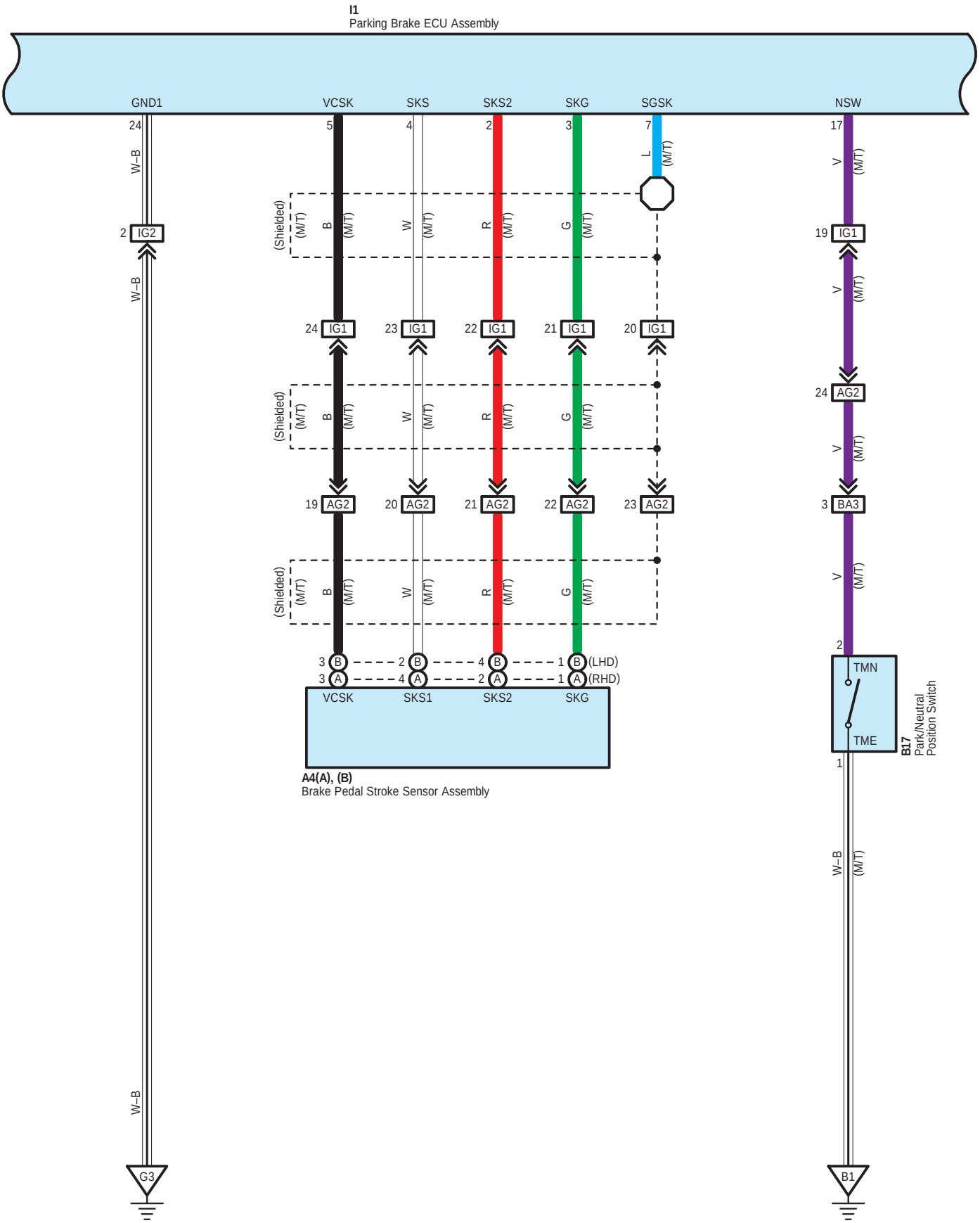
I1
Parking Brake ECU Assembly
GND1
VCSK
SKS
SKS2
SKG
SGSK
NSW
24
5
4
2
3
7
17
W–B
B
W
R
G
L
V
(M/T)
(Shielded)
2 IG2
19 IG1
24 IG1
23 IG1
22 IG1
21 IG1
20 IG1
24 AG2
19 AG2
20 AG2
21 AG2
22 AG2
23 AG2
3 BA3
3 B
3 A
2 B
4 A
4 B
2 A
1 B (LHD)
1 A (RHD)
VCSK
SKS1
SKS2
SKG
A4(A), (B)
Brake Pedal Stroke Sensor Assembly
2
TMN
TME
1
B17
Park/Neutral
Position Switch
G3
B1

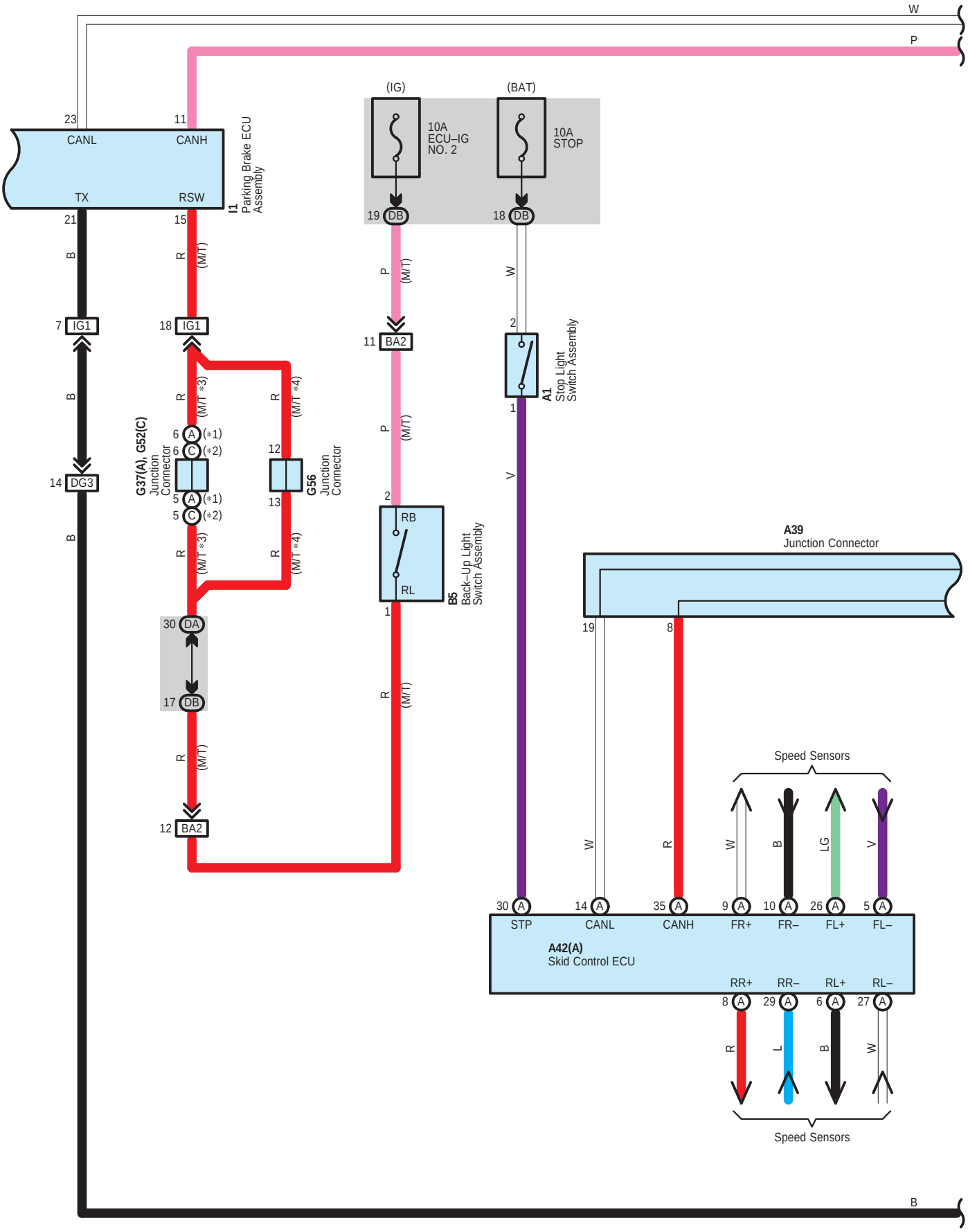
W
P
23
CANL
11
CANH
TX
RSW
I1
Parking Brake ECU Assembly
21
15
B
R
(M/T)
7
IG1
18
IG1
B
R
(M/T *3)
R
(M/T *4)
14
DG3
B
G37(A), G52(C)
Junction Connector
6
A
(*1)
6
C
(*2)
5
A
(*1)
5
C
(*2)
12
13
G56
Junction Connector
R
(M/T *3)
R
(M/T *4)
30
DA
17
DB
R
(M/T)
12
BA2
(IG)
(BAT)
10A
ECU–IG
NO. 2
10A
STOP
19
DB
18
DB
P
(M/T)
W
11
BA2
2
A1
Stop Light Switch Assembly
1
P
(M/T)
V
2
RB
RL
B5
Back–Up Light Switch Assembly
1
R
(M/T)
A39
Junction Connector
19
8
W
R
Speed Sensors
W
B
LG
V
30
A
STP
14
A
CANL
35
A
CANH
9
A
FR+
10
A
FR–
26
A
FL+
5
A
FL–
A42(A)
Skid Control ECU
RR+
RR–
RL+
RL–
8
A
29
A
6
A
27
A
R
L
B
W
Speed Sensors
B

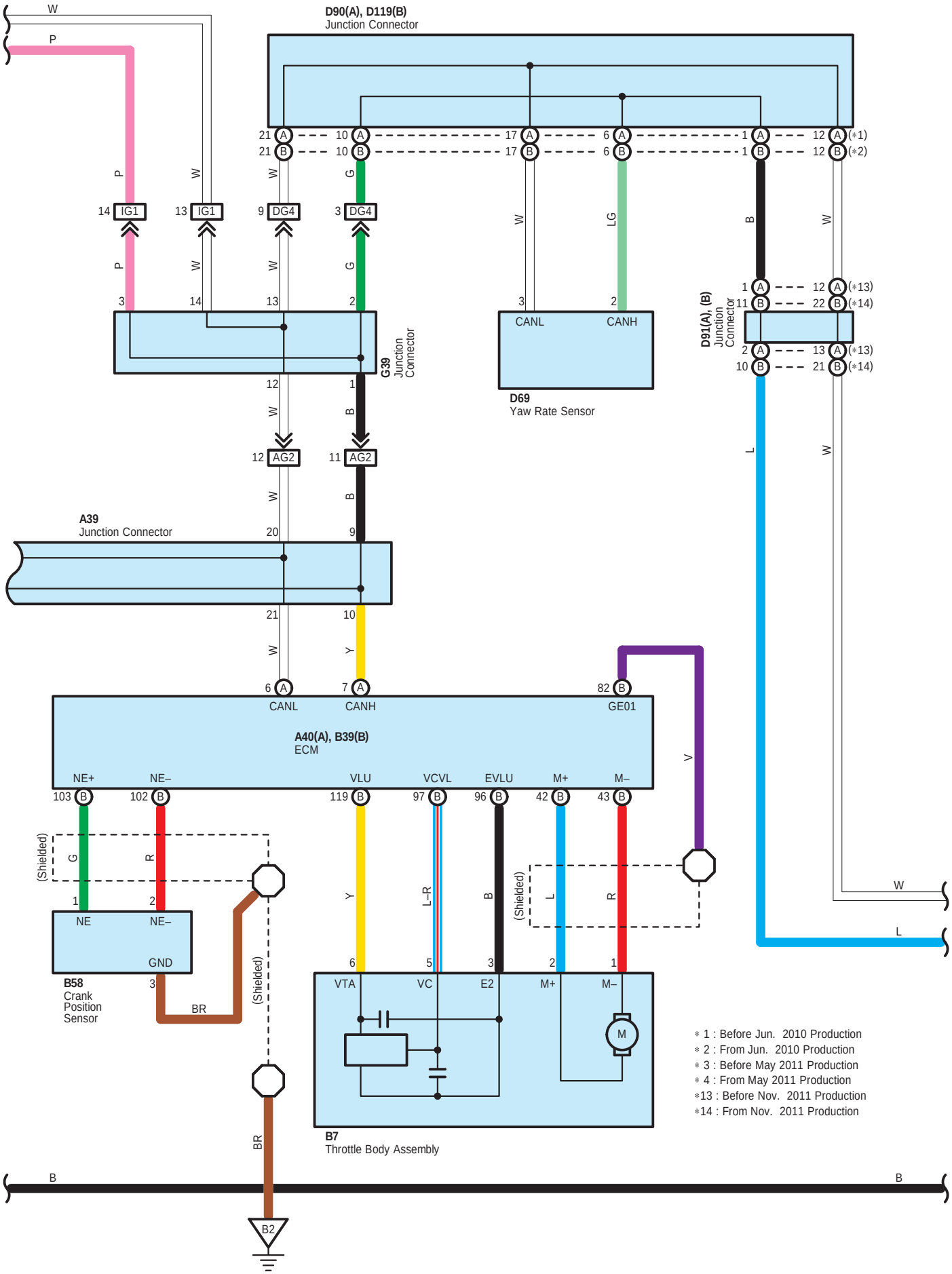
D90(A), D119(B)
Junction Connector
G39
Junction Connector
D69
Yaw Rate Sensor
CANL
CANH
D91(A), (B)
Junction Connector
A39
Junction Connector
A40(A), B39(B)
ECM
NE+
NE–
VLU
VCVL
EVLU
M+
M–
GE01
B58
Crank Position Sensor
NE
GND
B7
Throttle Body Assembly
VTA
VC
E2
(Shielded)
B2
∗1 : Before Jun. 2010 Production
∗2 : From Jun. 2010 Production
∗3 : Before May 2011 Production
∗4 : From May 2011 Production
∗13 : Before Nov. 2011 Production
∗14 : From Nov. 2011 Production

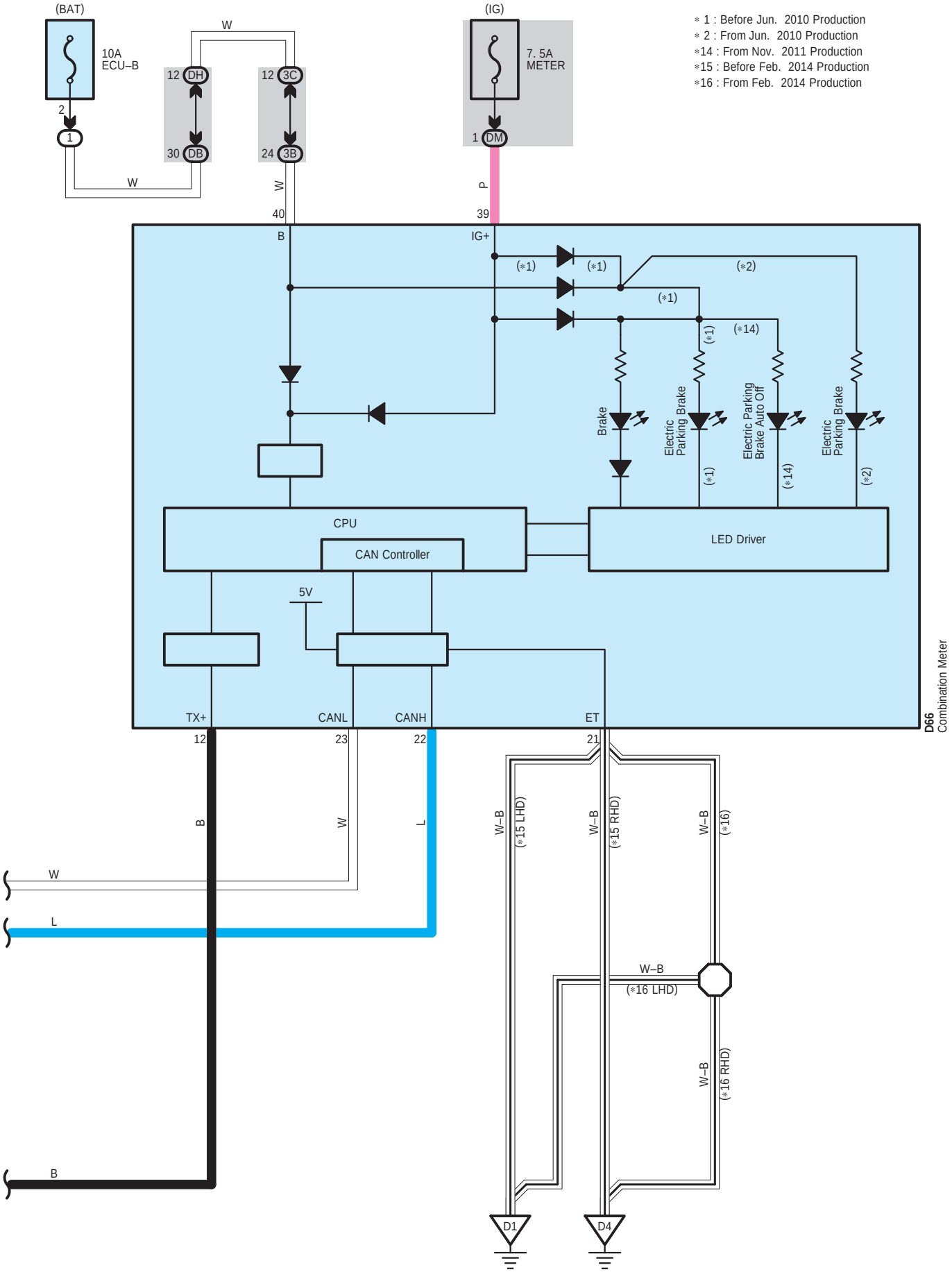
(BAT)
10A
ECU–B
2
1
W
12 DH
30 DB
12 3C
24 3B
W
W
40
B
(IG)
7. 5A
METER
1 DM
P
39
IG+
∗ 1 : Before Jun. 2010 Production
∗ 2 : From Jun. 2010 Production
∗14 : From Nov. 2011 Production
∗15 : Before Feb. 2014 Production
∗16 : From Feb. 2014 Production
(∗1)
(∗2)
(∗14)
Brake
Electric Parking Brake
Electric Parking Brake Auto Off
CPU
CAN Controller
LED Driver
5V
TX+
CANL
CANH
ET
12
23
22
21
B
W
L
W–B
(∗15 LHD)
(∗15 RHD)
(∗16)
(∗16 LHD)
(∗16 RHD)
D1
D4
D66
Combination Meter

A 1
Black

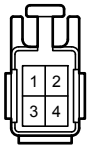

A 4
Black

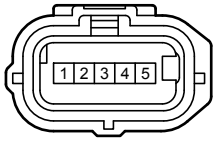

A 39
White

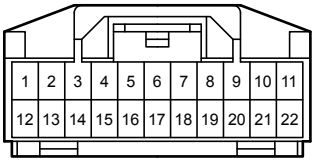

A 40
Black

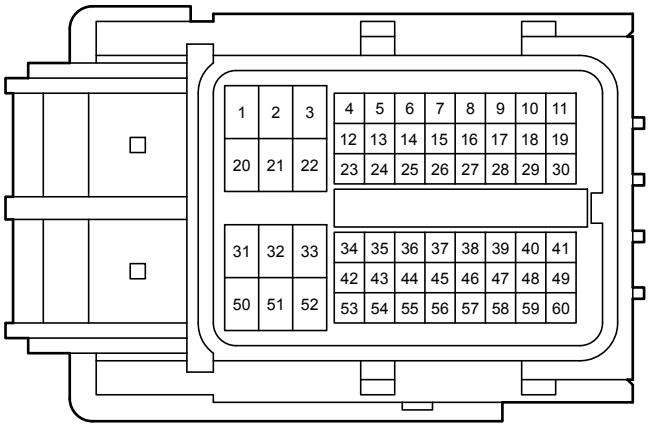

A 42
Black

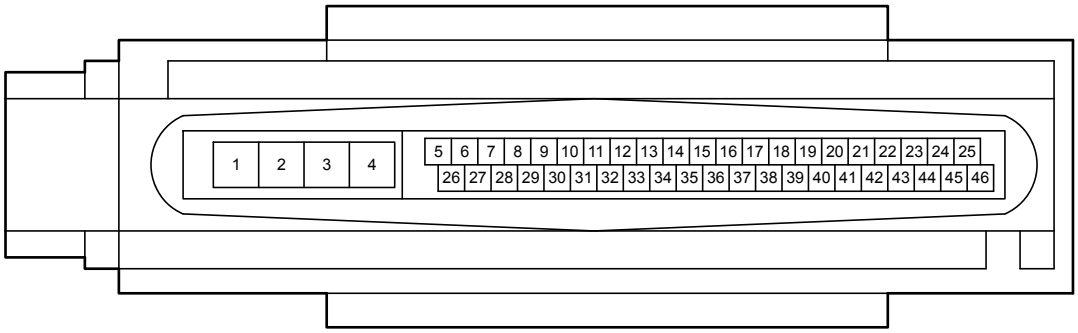

B 5
Gray

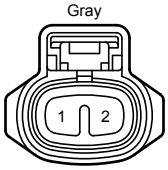

B 7
Black

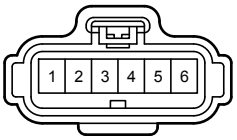

B 17
Black

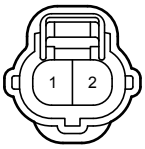

B 39
Black

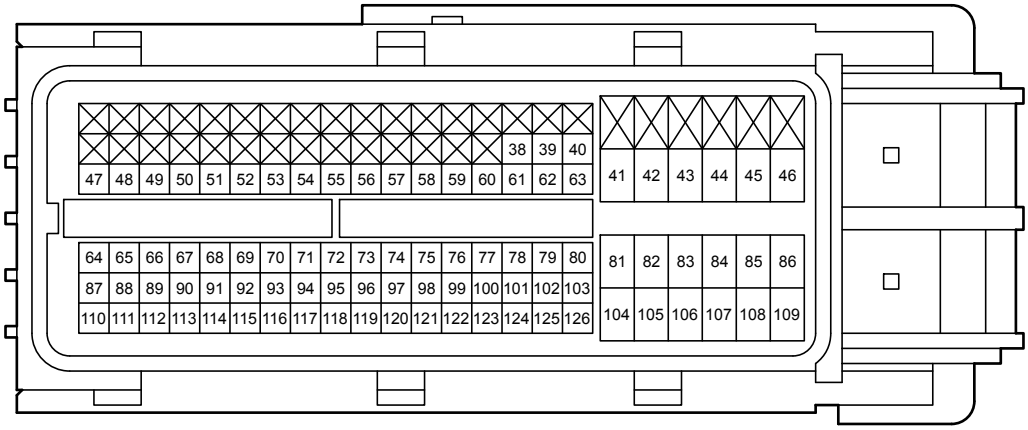

B 58
Gray



D 13
White

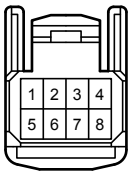

D 66
Black

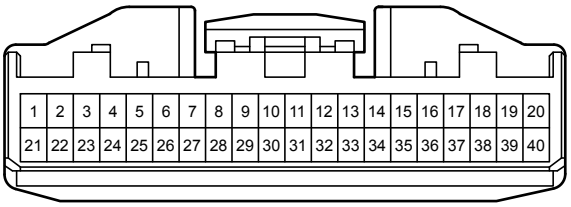

D 69
Black

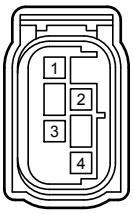

D 90
Gray

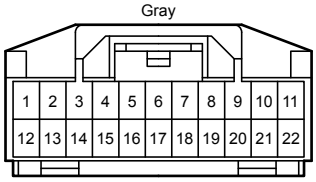

D 91
White

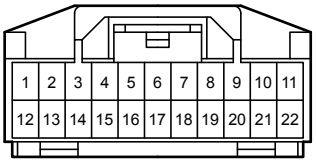

D119
White

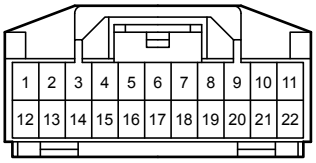

G 37
Black



G 39
White

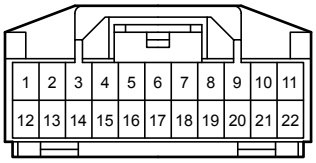

G 52
White



G 56
White

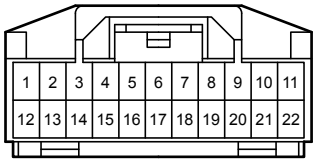

I 1
Black

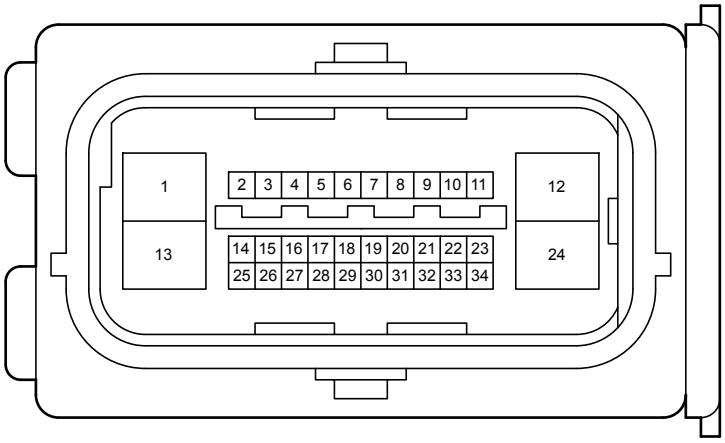

3A
White

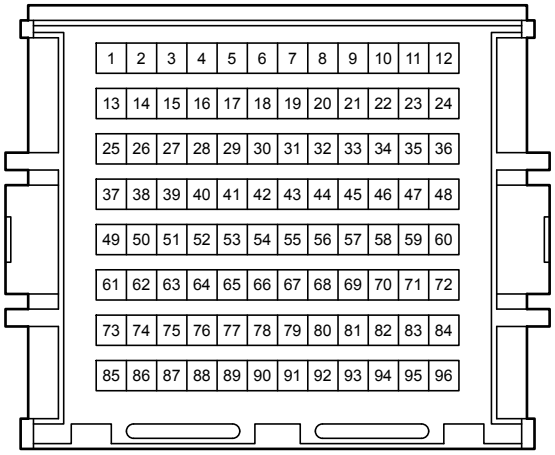

3B
White

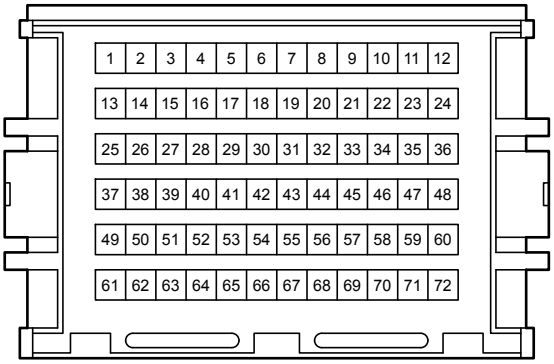

3C
White

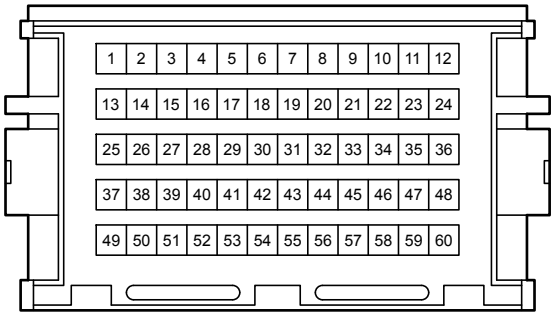

4A
White

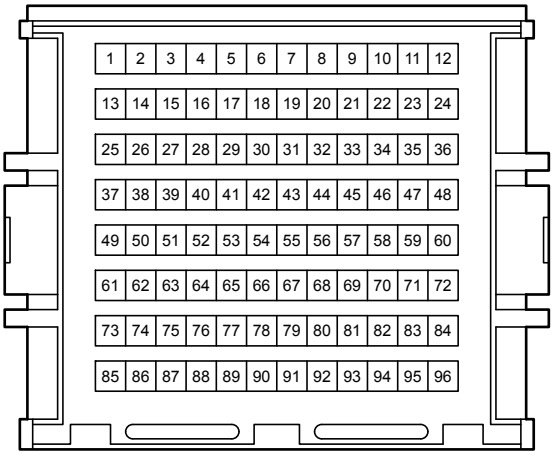

4B
White

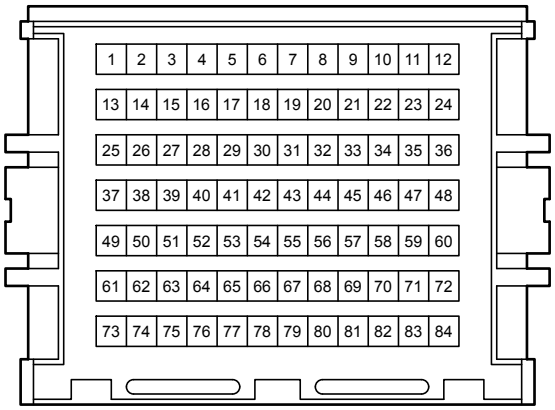

DA
White

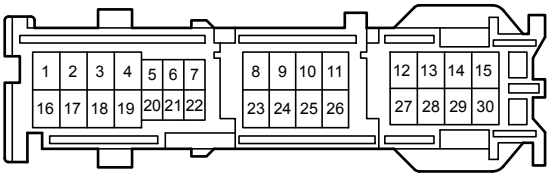

DB
White

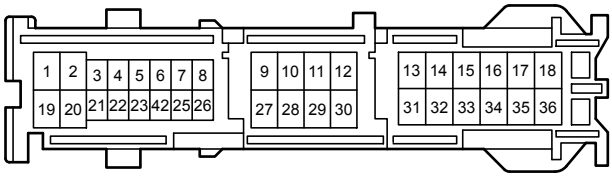

DH
White

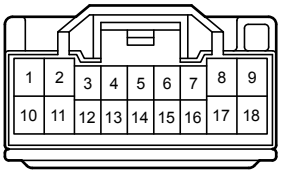

DM
White



AG1
White

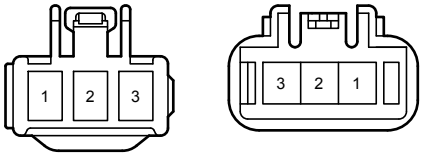

AG2
White

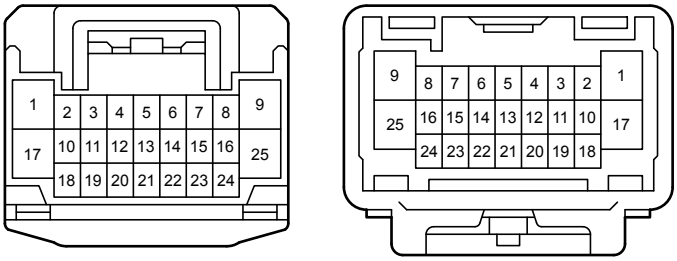

BA2
White

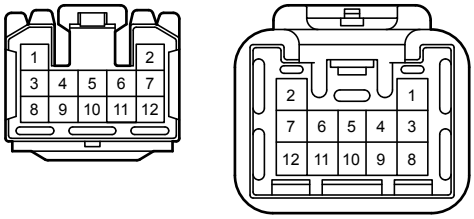

BA3
Gray

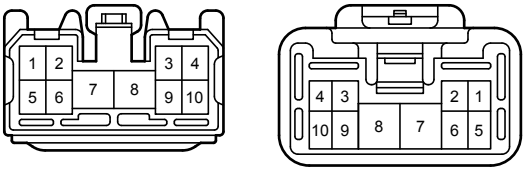

DG3
White

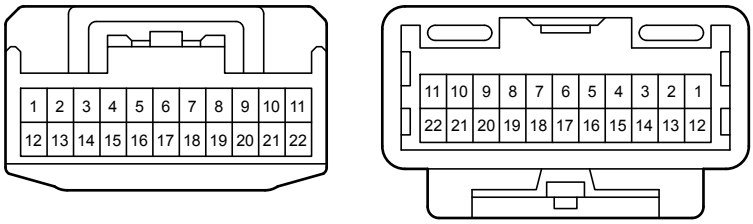

DG4
White

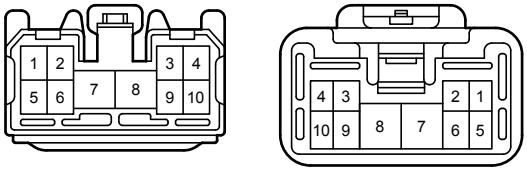

IG1
White

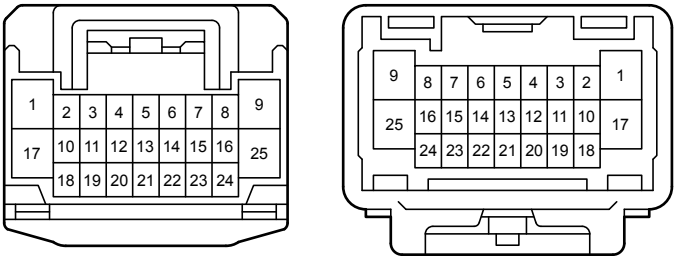
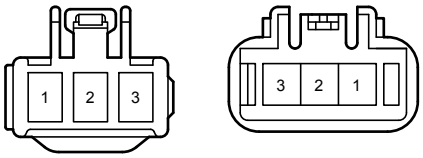
IG2
White