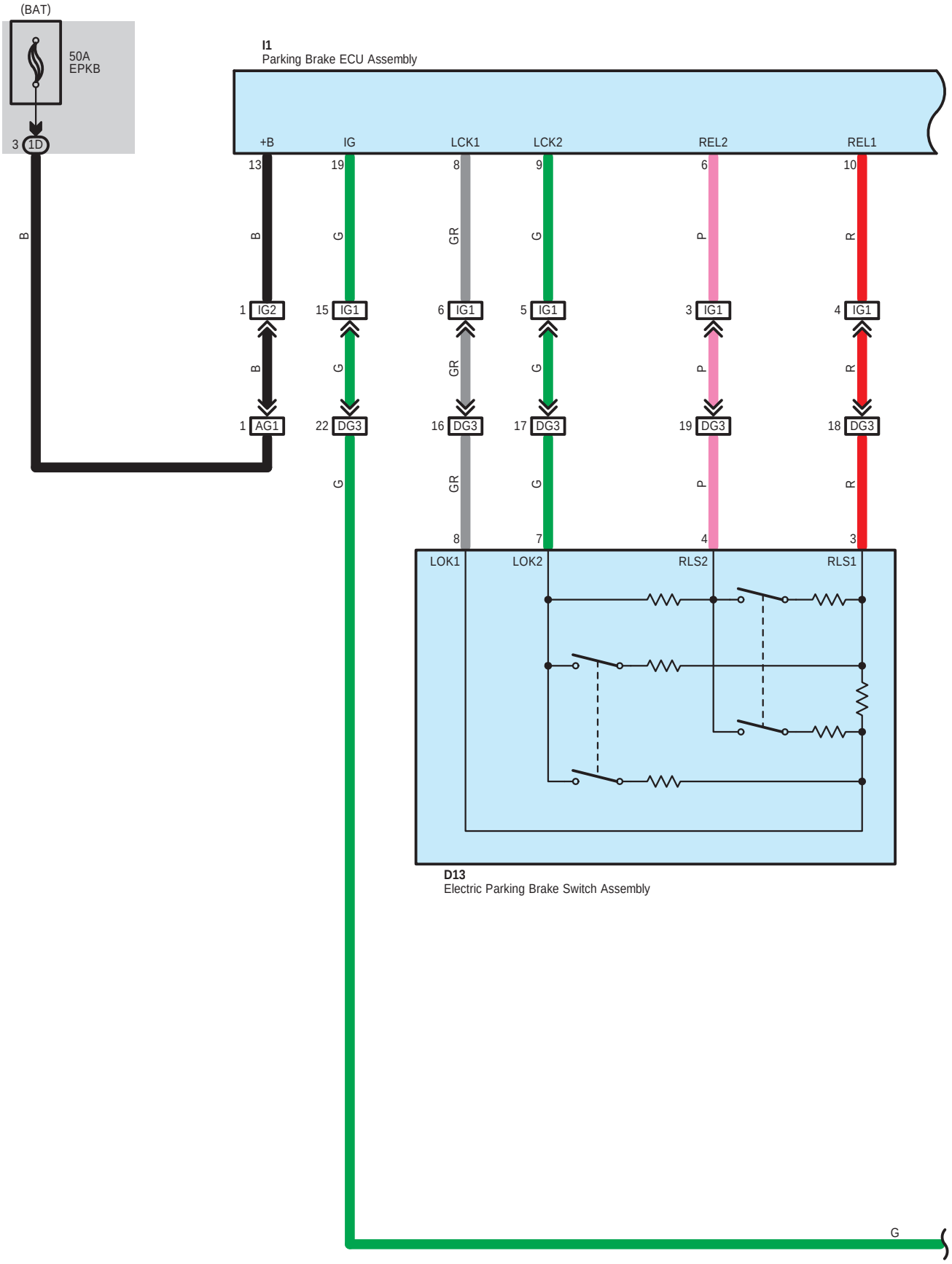
(BAT)
50A
EPKB
3
1D
B
I1
Parking Brake ECU Assembly
+B
IG
LCK1
LCK2
REL2
REL1
13
19
8
9
6
10
B
G
GR
G
P
R
1
IG2
15
IG1
6
IG1
5
IG1
3
IG1
4
IG1
B
G
GR
G
P
R
1
AG1
22
DG3
16
DG3
17
DG3
19
DG3
18
DG3
G
GR
G
P
R
8
7
4
3
LOK1
LOK2
RLS2
RLS1
D13
Electric Parking Brake Switch Assembly
G

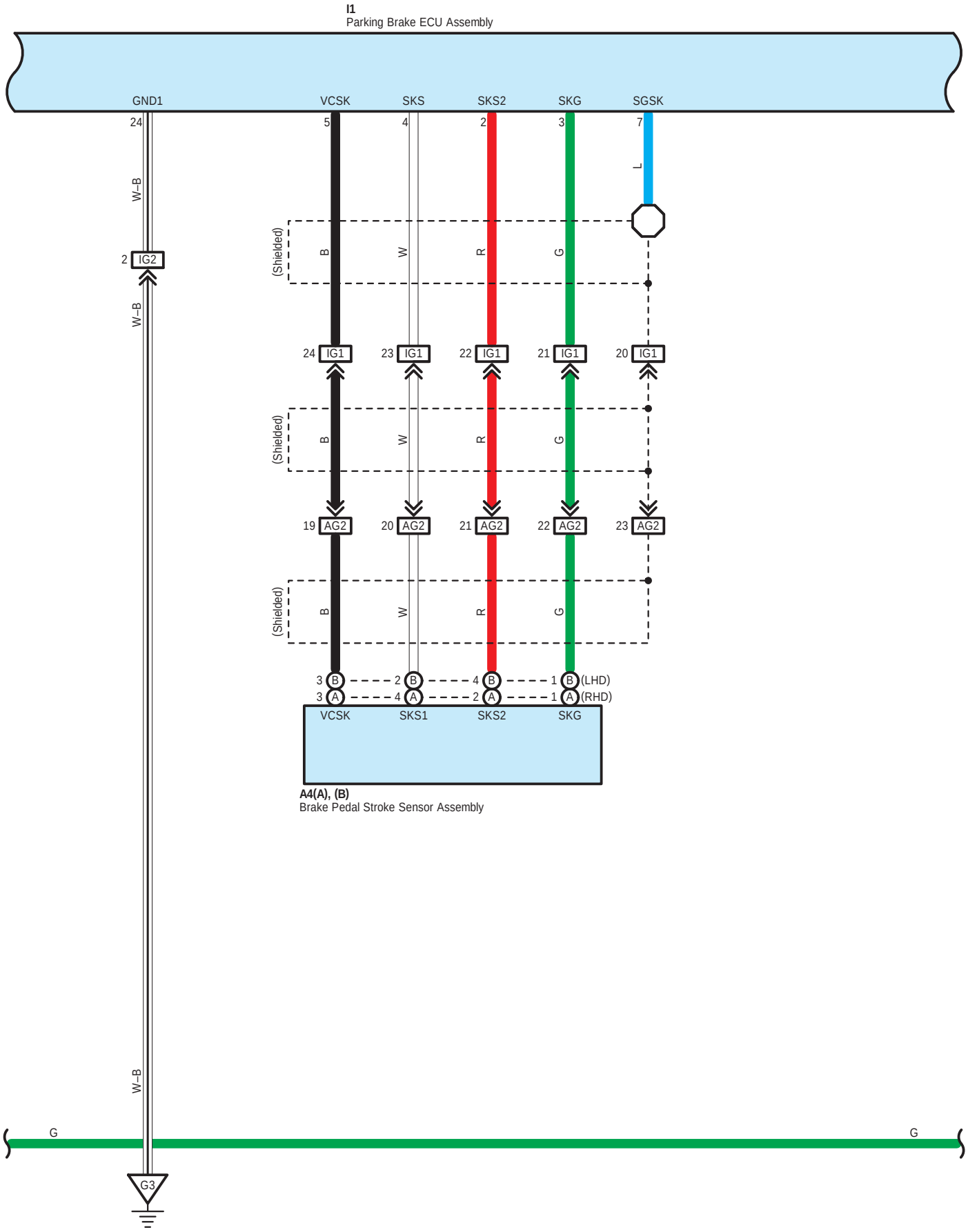
I1
Parking Brake ECU Assembly
GND1
VCSK
SKS
SKS2
SKG
SGSK
24
5
4
2
3
7
W–B
L
(Shielded)
B
W
R
G
2 IG2
W–B
24 IG1
23 IG1
22 IG1
21 IG1
20 IG1
(Shielded)
B
W
R
G
19 AG2
20 AG2
21 AG2
22 AG2
23 AG2
(Shielded)
B
W
R
G
3 B
3 A
2 B
4 A
4 B
2 A
1 B (LHD)
1 A (RHD)
VCSK
SKS1
SKS2
SKG
A4(A), (B)
Brake Pedal Stroke Sensor Assembly
W–B
G
G
G3

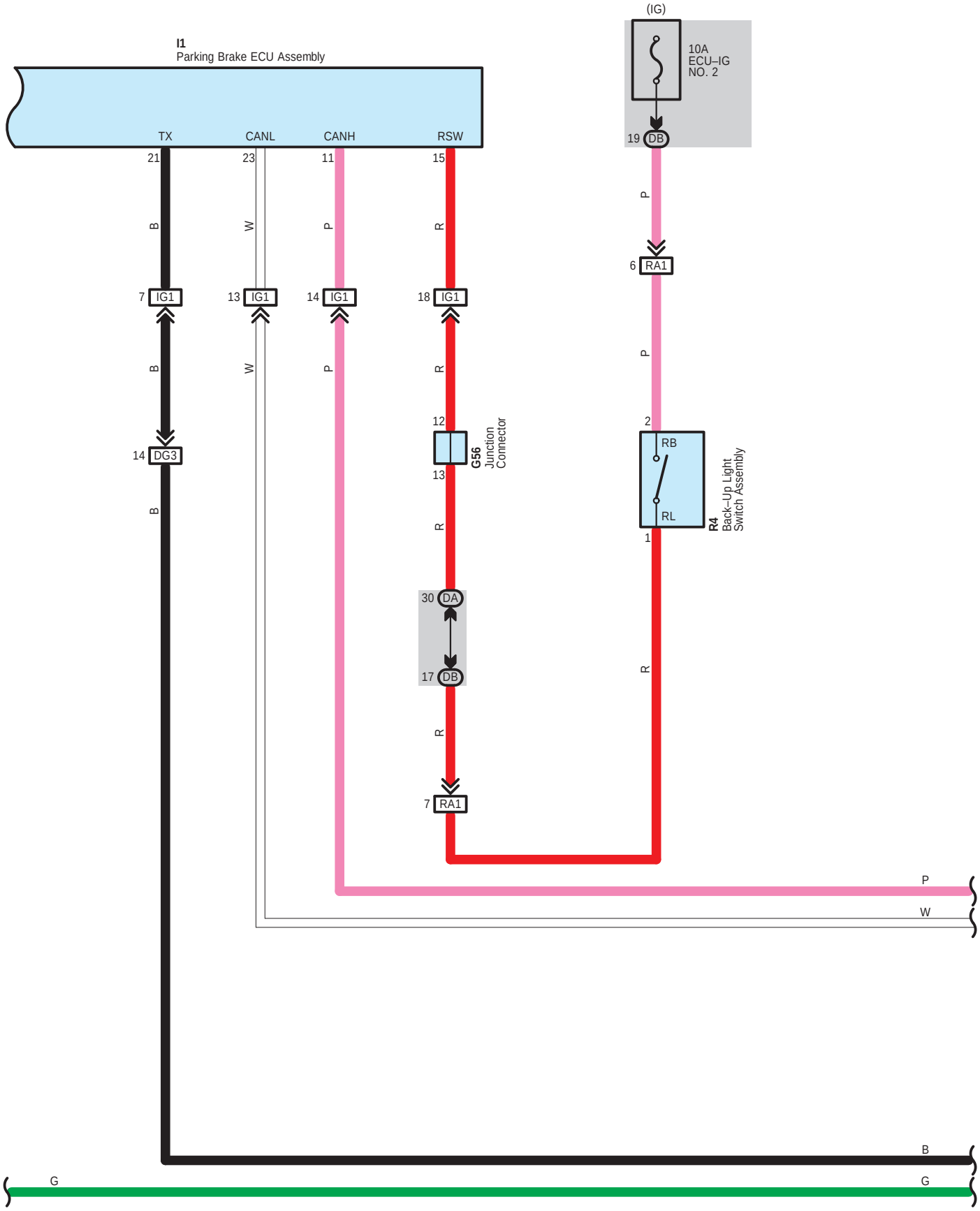
I1
Parking Brake ECU Assembly
TX
CANL
CANH
RSW
21
23
11
15
B
W
P
R
7 IG1
13 IG1
14 IG1
18 IG1
B
W
P
R
12
13
G56
Junction
Connector
14 DG3
B
R
30 DA
17 DB
R
7 RA1
(IG)
10A
ECU–IG
NO. 2
19 DB
P
6 RA1
P
2
RB
RL
1
R4
Back–Up Light
Switch Assembly
R
P
W
B
G
G

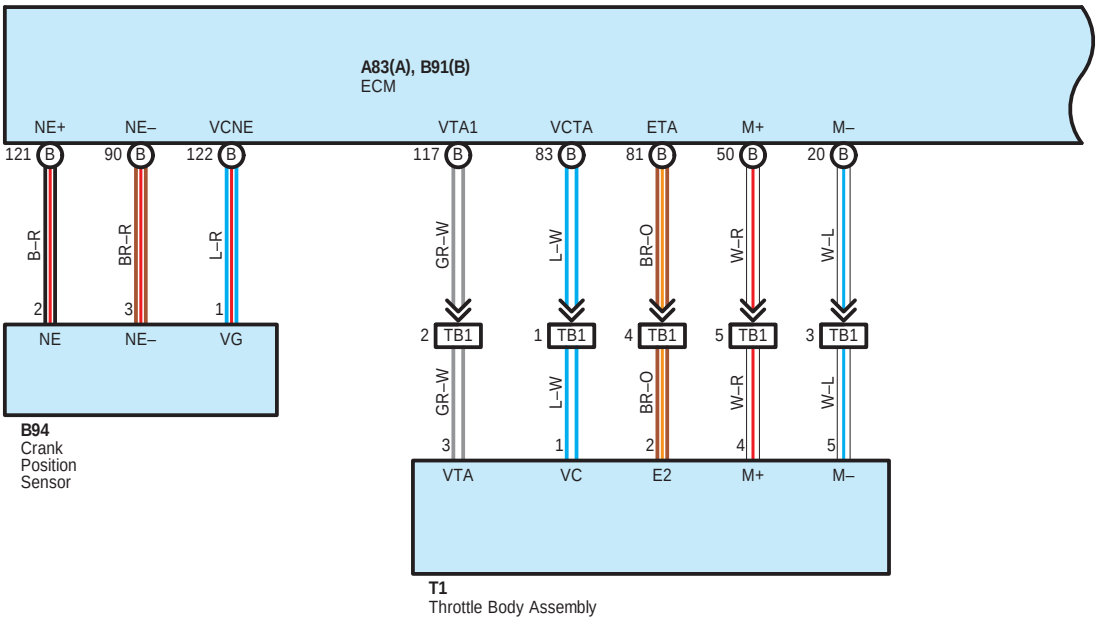
A83(A), B91(B)
ECM
NE+
NE–
VCNE
VTA1
VCTA
ETA
M+
M–
121 B
90 B
122 B
117 B
83 B
81 B
50 B
20 B
B–R
BR–R
L–R
GR–W
L–W
BR–O
W–R
W–L
2
3
1
NE
NE–
VG
B94
Crank
Position
Sensor
2 TB1
1 TB1
4 TB1
5 TB1
3 TB1
GR–W
L–W
BR–O
W–R
W–L
3
1
2
4
5
VTA
VC
E2
M+
M–
T1
Throttle Body Assembly

P
P
W
W

B
B
G
G

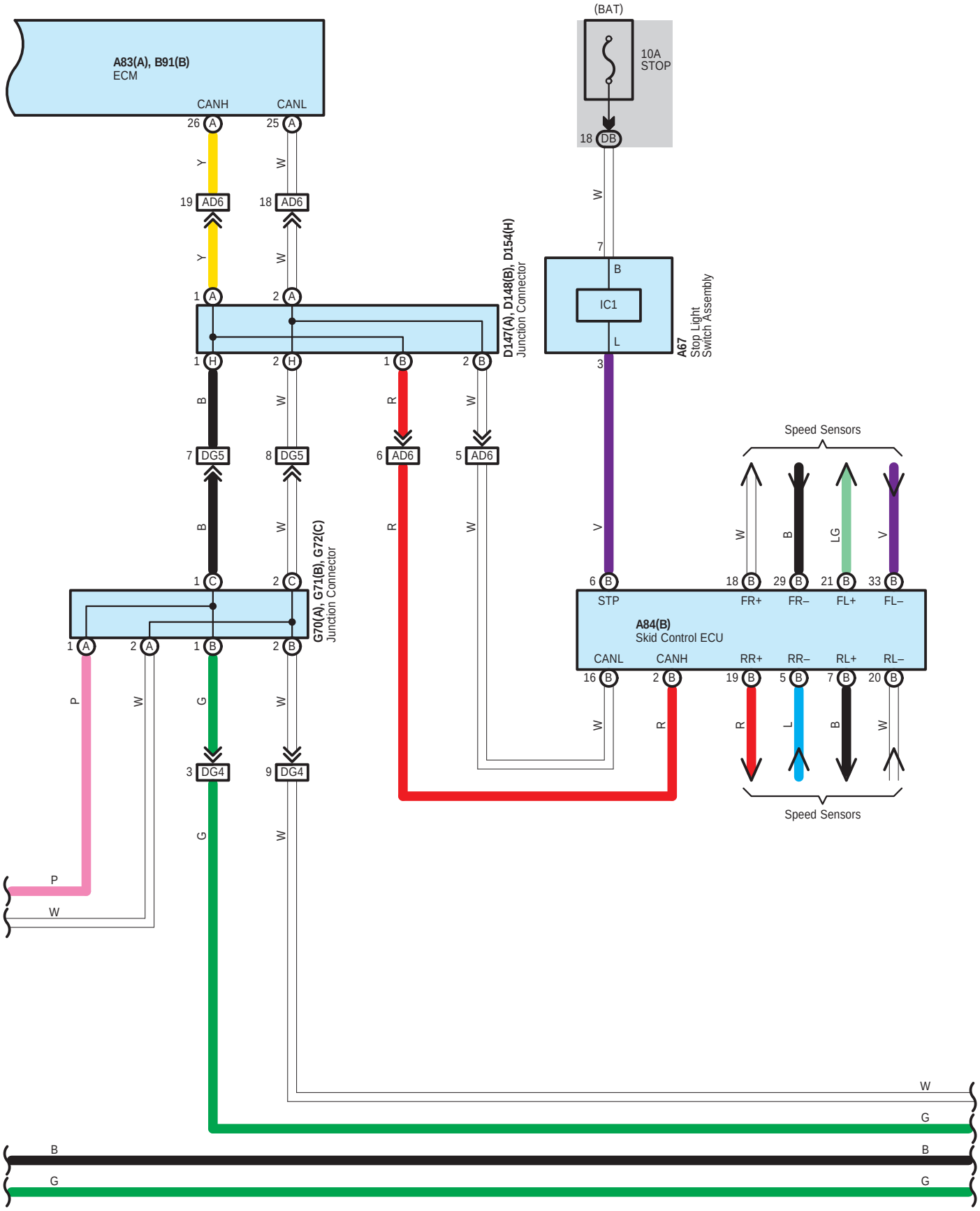
A83(A), B91(B)
ECM
CANH
CANL
26 A
25 A
Y
W
19 AD6
18 AD6
Y
W
1 A
2 A
D147(A), D148(B), D154(H)
Junction Connector
1 H
2 H
1 B
2 B
B
W
R
W
7 DG5
8 DG5
6 AD6
5 AD6
B
W
R
W
1 C
2 C
G70(A), G71(B), G72(C)
Junction Connector
1 A
2 A
1 B
2 B
P
W
G
W
3 DG4
9 DG4
G
W
P
W
(BAT)
10A
STOP
18 DB
W
7
B
IC1
L
3
A67
Stop Light
Switch Assembly
V
6 B
STP
Speed Sensors
W
B
LG
V
18 B
29 B
21 B
33 B
FR+
FR–
FL+
FL–
A84(B)
Skid Control ECU
CANL
CANH
RR+
RR–
RL+
RL–
16 B
2 B
19 B
5 B
7 B
20 B
W
R
R
L
B
W
Speed Sensors
W
G
B
B
G
G

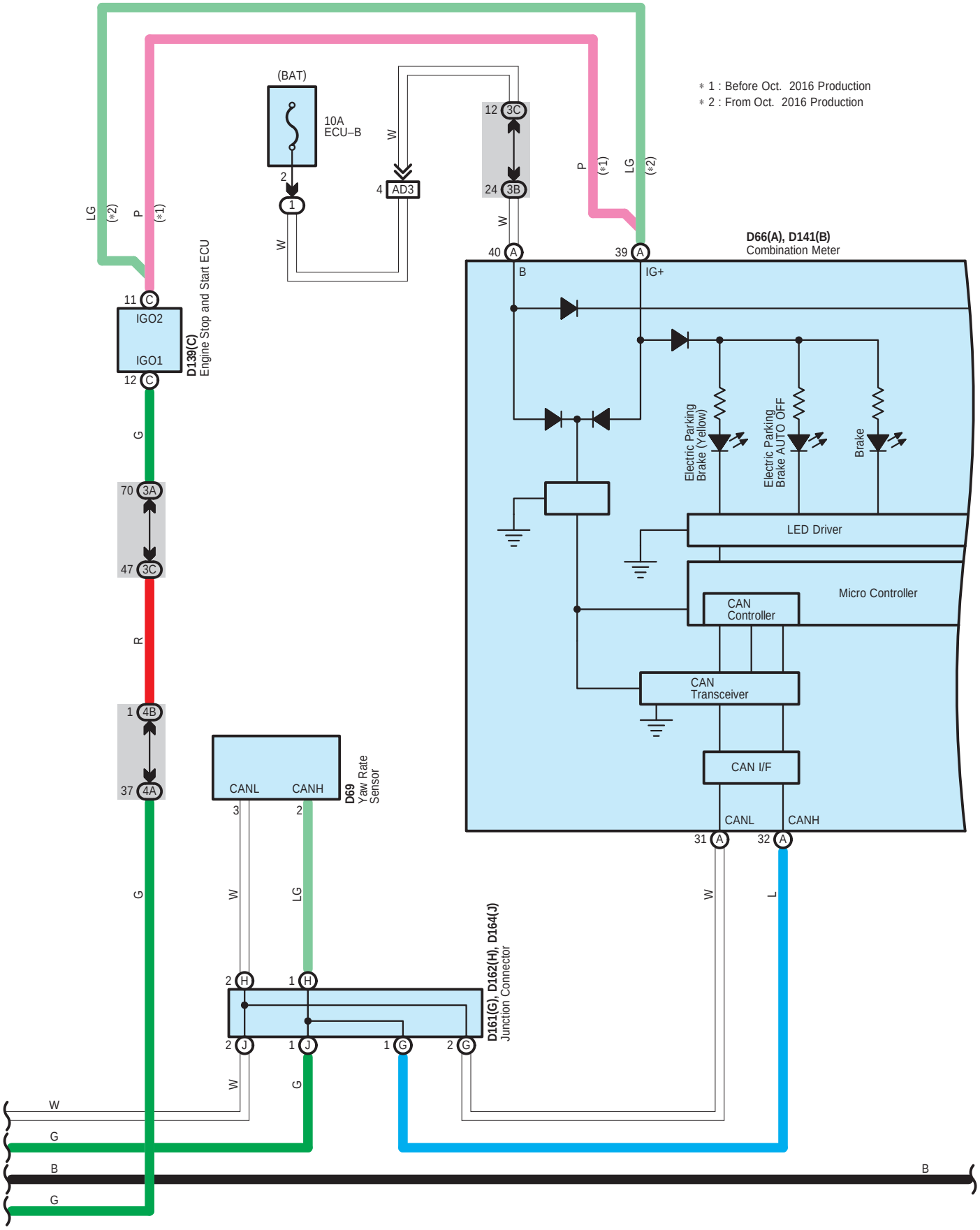
(BAT)
10A
ECU–B
2
1
W
4
AD3
12
3C
24
3B
W
P
(*1)
LG
(*2)
LG
(*2)
P
(*1)
W
40
A
B
39
A
IG+
D66(A), D141(B)
Combination Meter
11
C
IGO2
IGO1
12
C
D139(C)
Engine Stop and Start ECU
G
70
3A
47
3C
R
1
4B
37
4A
G
Electric Parking
Brake (Yellow)
Electric Parking
Brake AUTO OFF
Brake
LED Driver
Micro Controller
CAN
Controller
CAN
Transceiver
CAN I/F
CANL
CANH
31
A
32
A
CANL
CANH
3
2
D69
Yaw Rate
Sensor
W
LG
W
L
2
H
1
H
2
J
1
J
1
G
2
G
D161(G), D162(H), D164(J)
Junction Connector
W
G
W
G
B
B
G
* 1 : Before Oct. 2016 Production
* 2 : From Oct. 2016 Production

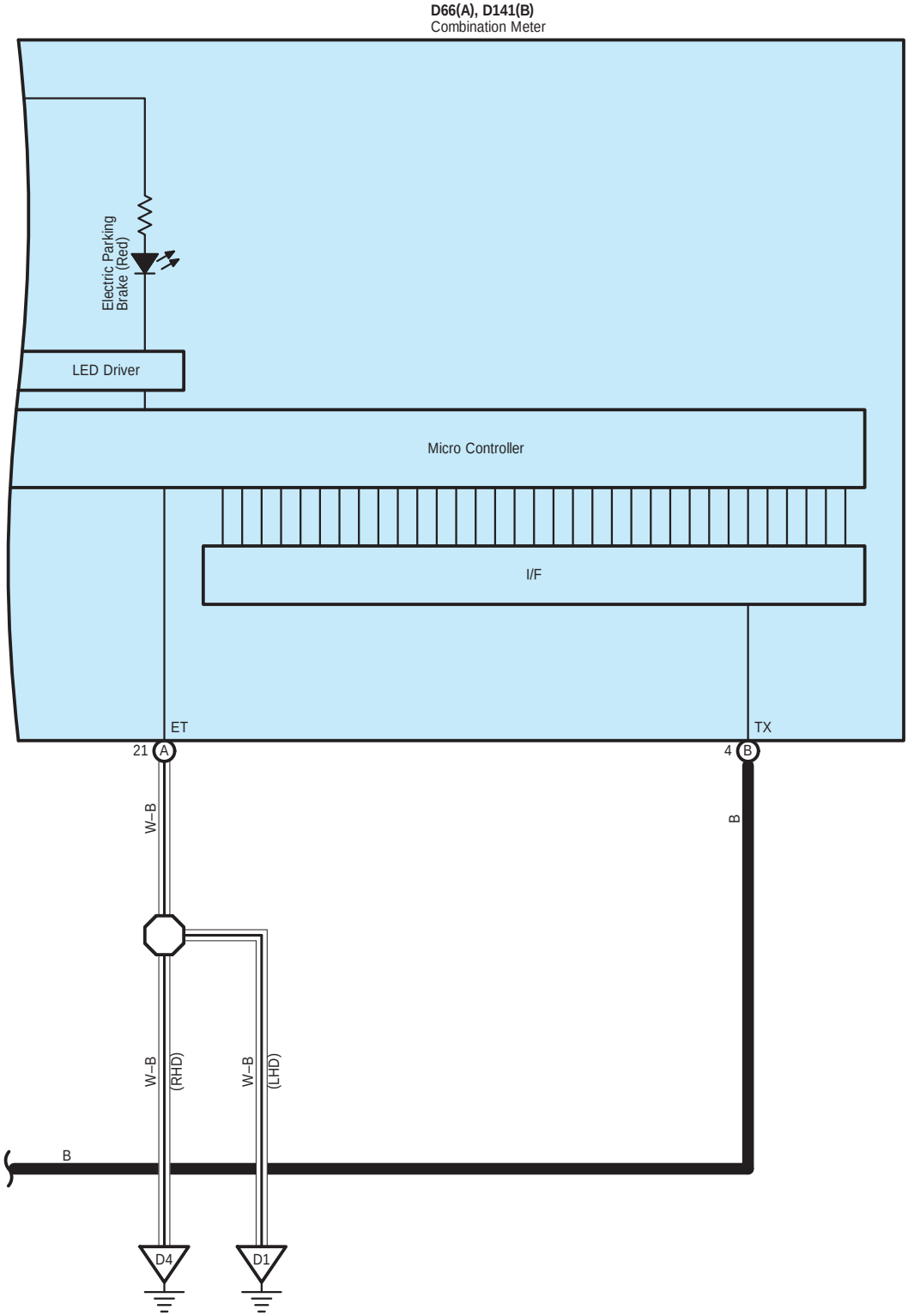
D66(A), D141(B)
Combination Meter
Electric Parking Brake (Red)
LED Driver
Micro Controller
I/F
ET
TX
21
A
4
B
W–B
B
W–B
(RHD)
W–B
(LHD)
B
D4
D1

A 4
Black



A 67
Black

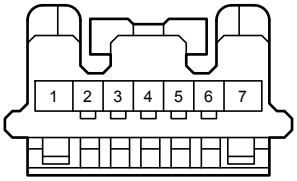

A 83
Black

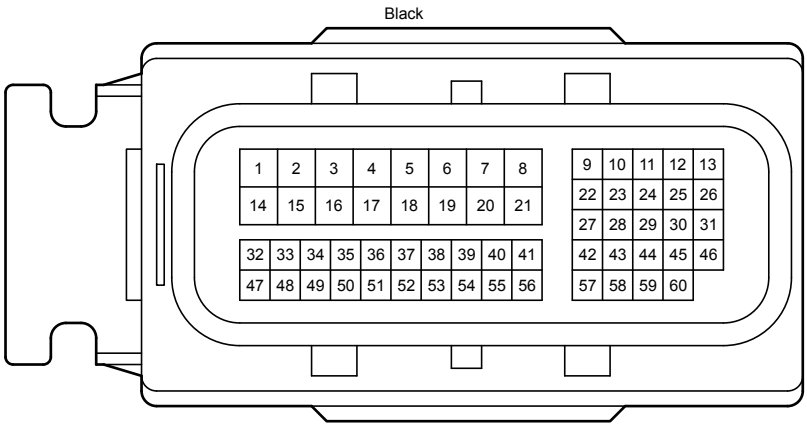

A 84
Black

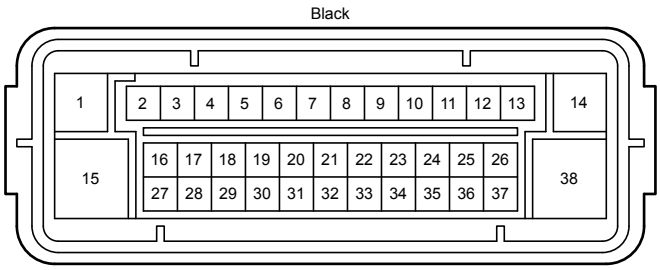

B 91
Black

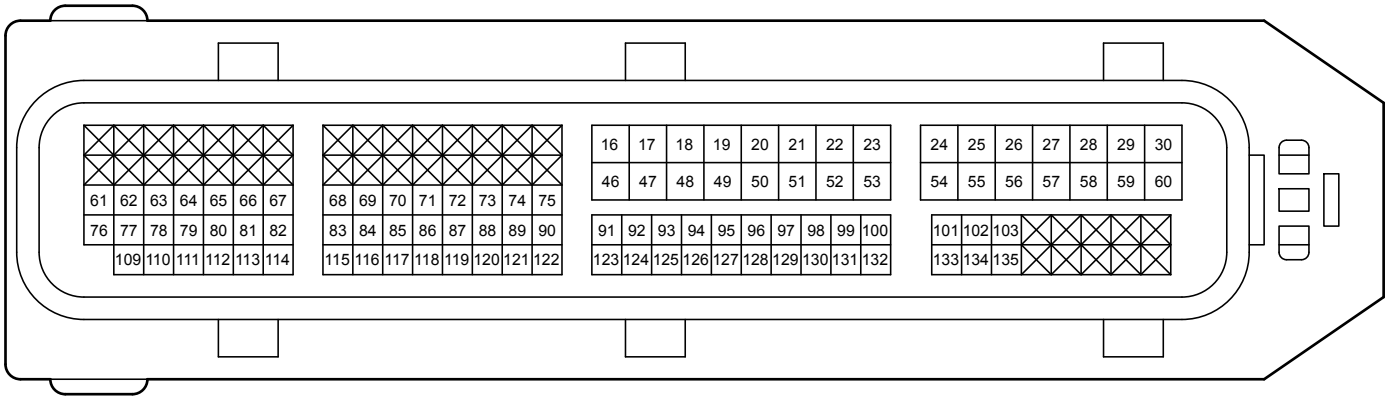

B 94
Black

D 13
White

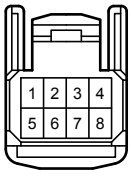

D 66
Black

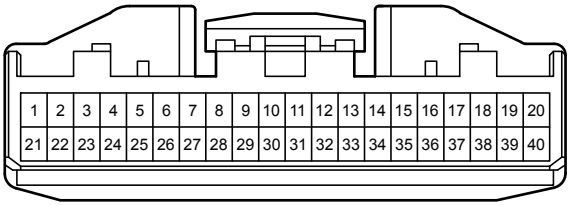

D 69
Black



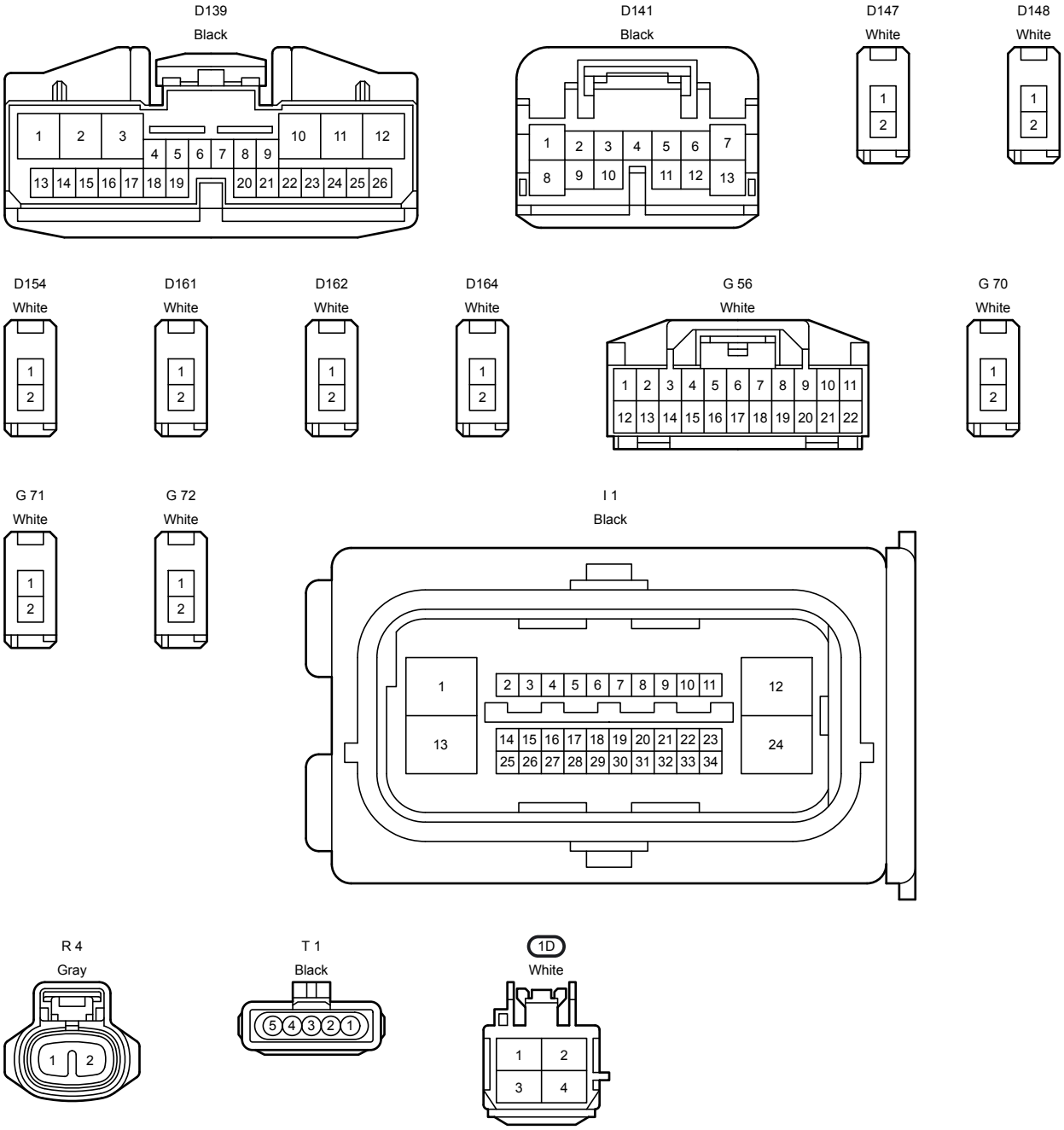
D139
Black
D141
Black
D147
White
D148
White
D154
White
D161
White
D162
White
D164
White
G 56
White
G 70
White
G 71
White
G 72
White
I 1
Black
R 4
Gray
T 1
Black
1D
White

3A
White

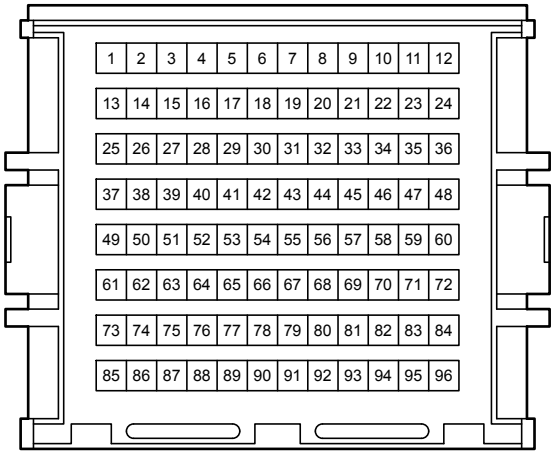

3B
White

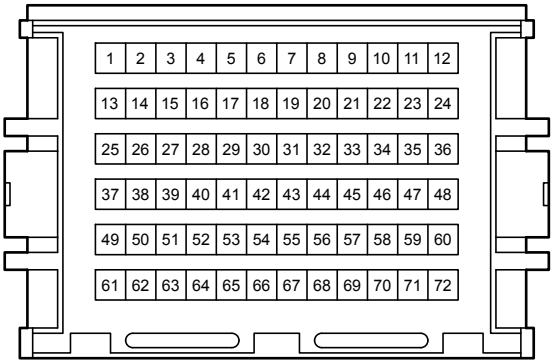

3C
White

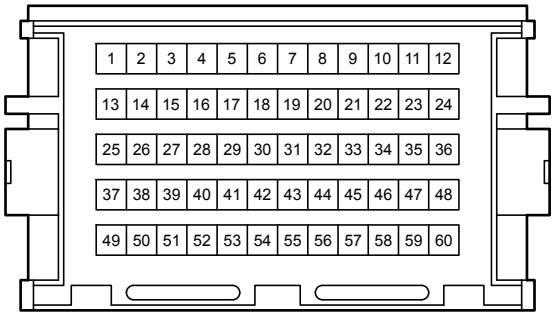

4A
White

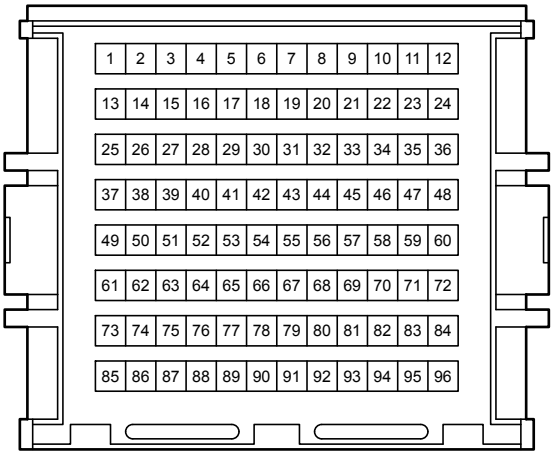

4B
White

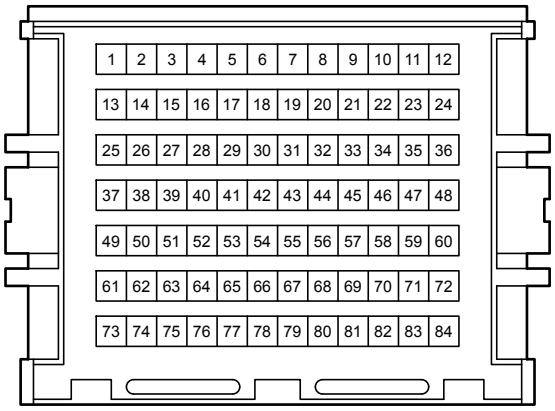

DA
White

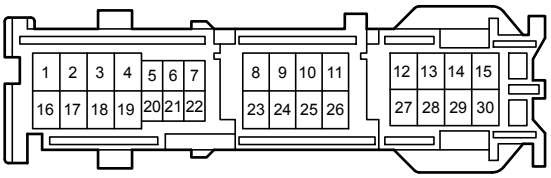

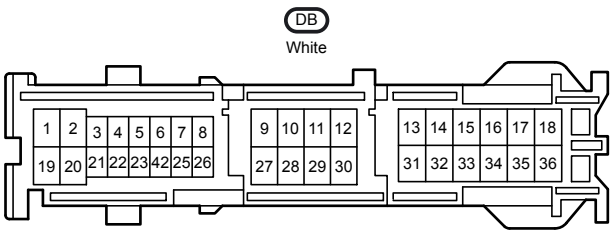
DB
White
1 2 3 4 5 6 7 8 9 10 11 12 13 14 15 16 17 18
19 20 21 22 23 42 25 26 27 28 29 30 31 32 33 34 35 36

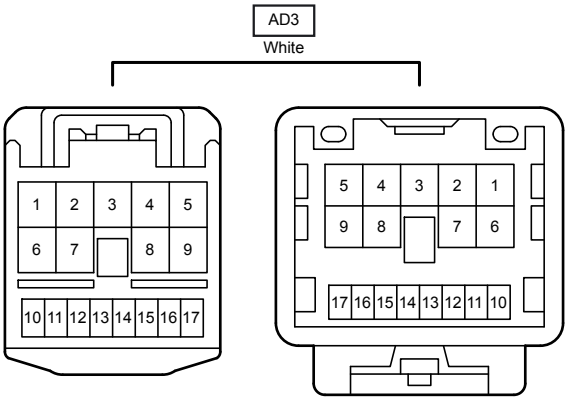
AD3
White
1 2 3 4 5
6 7 8 9
10 11 12 13 14 15 16 17
5 4 3 2 1
9 8 7 6
17 16 15 14 13 12 11 10

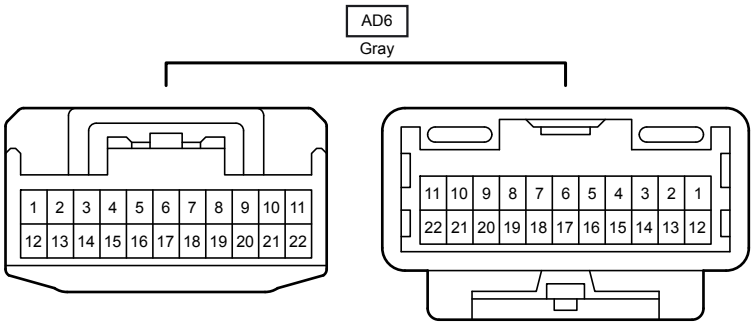
AD6
Gray
1 2 3 4 5 6 7 8 9 10 11
12 13 14 15 16 17 18 19 20 21 22
11 10 9 8 7 6 5 4 3 2 1
22 21 20 19 18 17 16 15 14 13 12

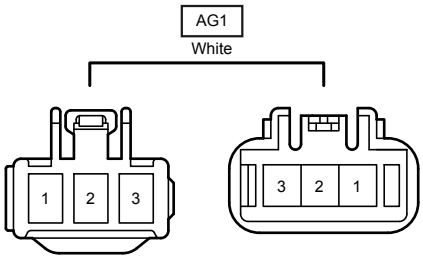
AG1
White
1 2 3
3 2 1

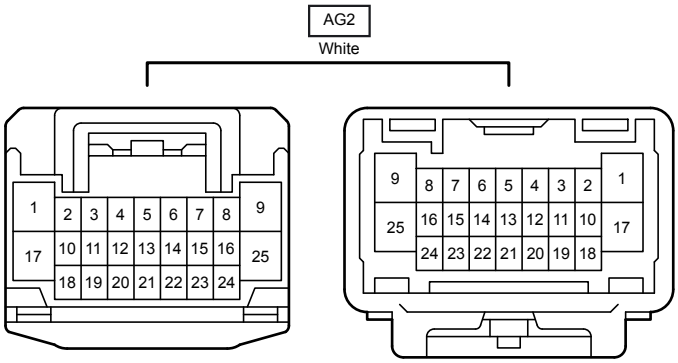
AG2
White
1 2 3 4 5 6 7 8 9
17 10 11 12 13 14 15 16 25
18 19 20 21 22 23 24
9 8 7 6 5 4 3 2 1
25 16 15 14 13 12 11 10 17
24 23 22 21 20 19 18

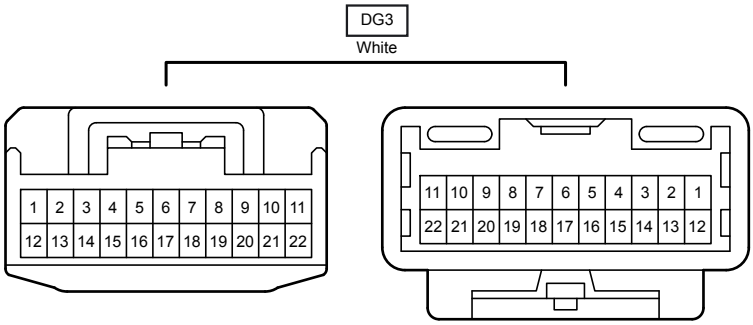
DG3
White
1 2 3 4 5 6 7 8 9 10 11
12 13 14 15 16 17 18 19 20 21 22
11 10 9 8 7 6 5 4 3 2 1
22 21 20 19 18 17 16 15 14 13 12


DG4
White
DG5
White
IG1
White
IG2
White
RA1
Gray
TB1
Black